



US00D335810S

United States Patent [19]

[11] Patent Number: **Des. 335,810**

Asien

[45] Date of Patent: **** May 25, 1993**

[54] HANDLE FOR LUGGAGE OR SIMILAR ARTICLE

[76] Inventor: **Dick-Ming Asien, No. 18, Lane 777, Chung-Chan Rd., Kuei-Jen Hsiang, Taiwan**

[**] Term: **14 Years**

[21] Appl. No.: **547,440**

[22] Filed: **Jul. 2, 1990**

[52] U.S. Cl. **D8/306; D8/319**

[58] Field of Search **D8/300, 306, 319, 320; 16/125, 126; 190/115-118; D3/76, 77**

[56] References Cited

U.S. PATENT DOCUMENTS

- D. 183,988 11/1958 Kalla D8/306
- D. 187,682 4/1960 Kalla D8/306
- D. 188,523 8/1960 Finkelstein D8/306
- D. 220,819 5/1971 Laurita D8/306

D. 301,201 5/1989 King D8/306

FOREIGN PATENT DOCUMENTS

86631 12/1988 Rep. of Korea .

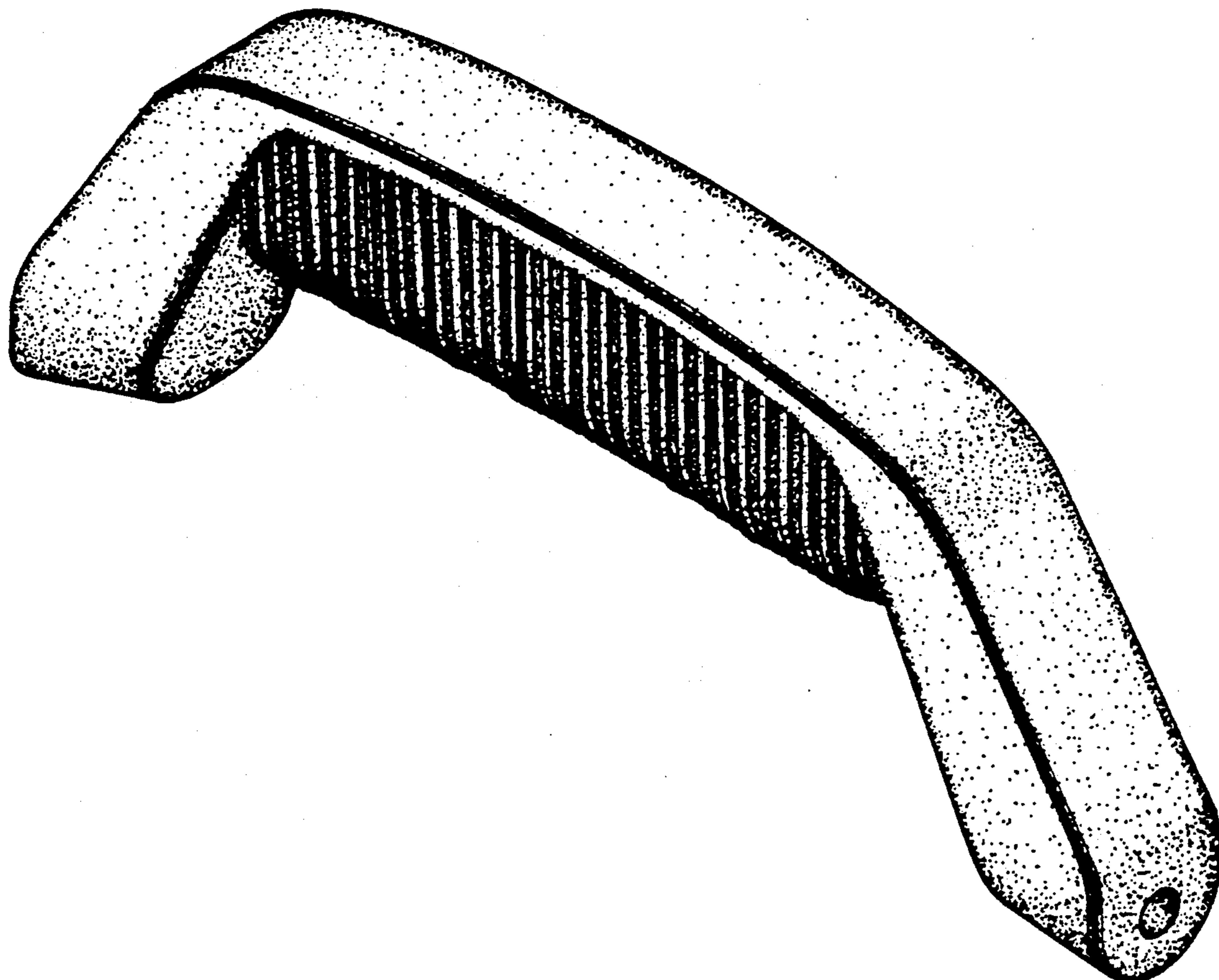
Primary Examiner—B. J. Bullock
Attorney, Agent, or Firm—Webb, Burden, Ziesenheim & Webb

[57] CLAIM

The ornamental design for a handle for luggage or similar article, as shown and described.

DESCRIPTION

FIG. 1 is a perspective view of handle for luggage or similar article showing my new design;
 FIG. 2 is a front elevational view thereof, the rear being identical;
 FIG. 3 is a left side elevational view thereof, the right side being identical;
 FIG. 4 is a top plan view thereof; and,
 FIG. 5 is a bottom plan view thereof.



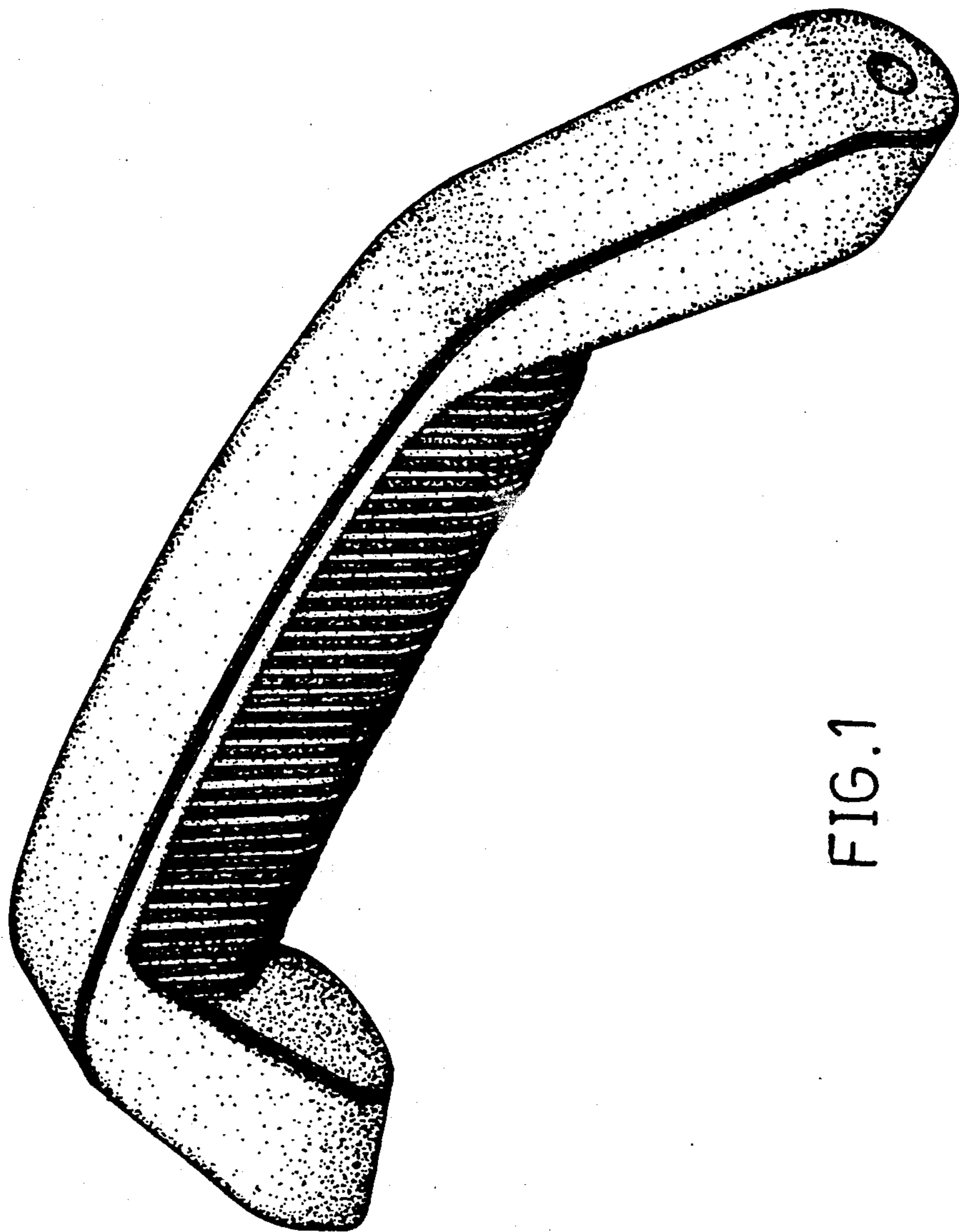


FIG.1



FIG. 3

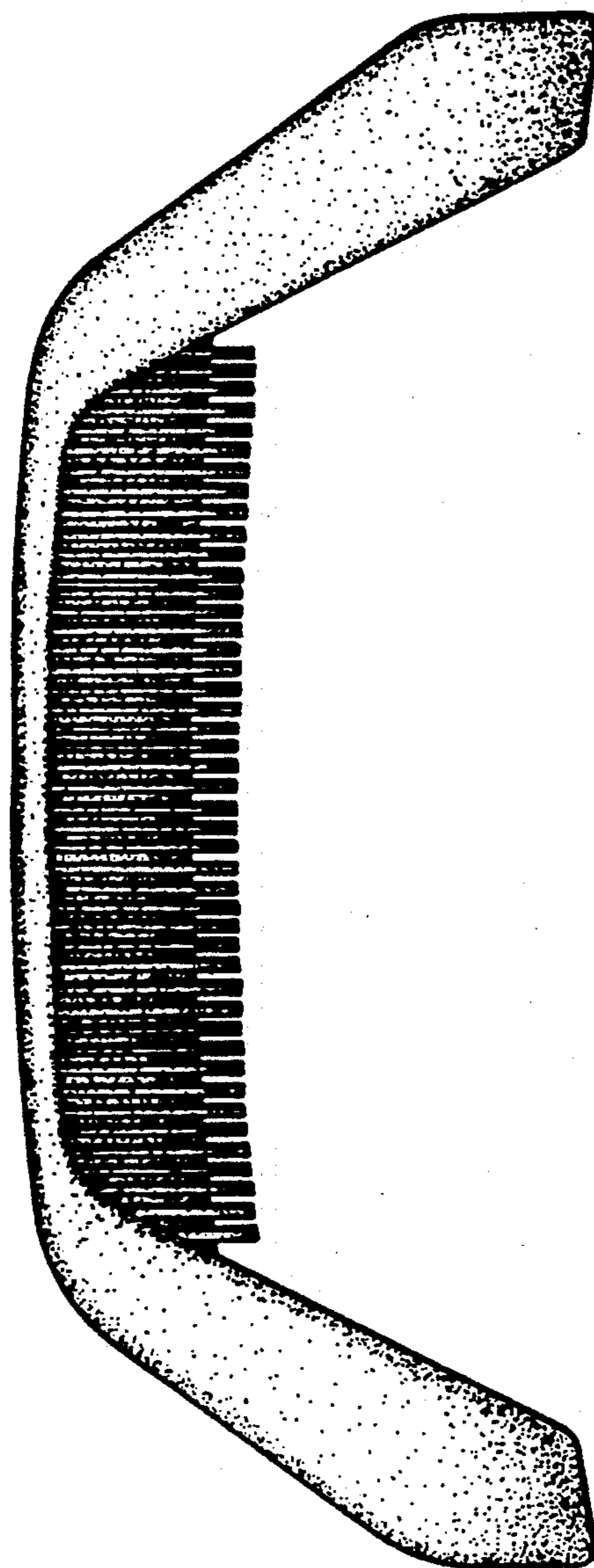


FIG. 2




FIG. 4




FIG. 5