



US00D335808S

# United States Patent [19]

[11] Patent Number: **Des. 335,808**

Bruno et al.

[45] Date of Patent: **\*\* May 25, 1993**

[54] **ELECTRIC MOTOR DRIVEN NUTRUNNER**

D. 326,804 6/1992 Schultz ..... D8/61  
D. 327,617 7/1992 Fisher ..... D8/61  
D. 330,496 10/1992 Albert et al. .... D8/61

[75] Inventors: **Robert H. Bruno, Avon, Conn.;**  
**Kenneth J. Dubuque, Athens, Pa.;**  
**David R. Melrose, Ringoes, N.J.**

*Primary Examiner*—Alan P. Douglas  
*Assistant Examiner*—Jeffry H. Musgrove  
*Attorney, Agent, or Firm*—Walter C. Vliet

[73] Assignee: **Ingersoll-Rand Company, Woodcliff Lake, N.J.**

[57] **CLAIM**

[\*\*] Term: **14 Years**

The ornamental design for an electric motor driven nutrunner, as shown and described.

[21] Appl. No.: **763,409**

**DESCRIPTION**

[22] Filed: **Sep. 20, 1991**

[52] U.S. Cl. .... **D8/61**

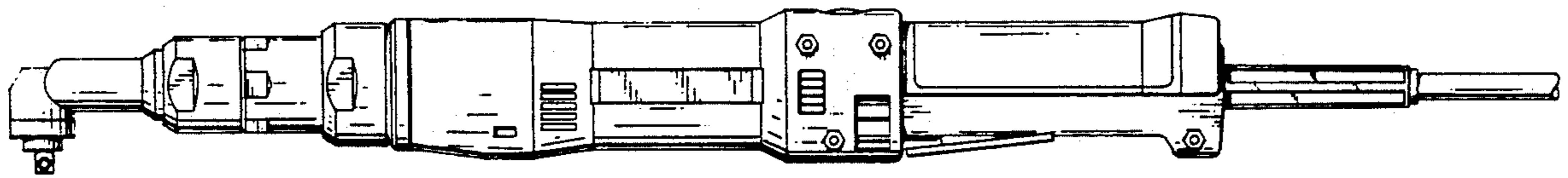
FIG. 1 is a right side view of an electric motor driven nutrunner showing our design;  
FIG. 2 is a top view of FIG. 1;  
FIG. 3 is a left side view of FIG. 1;  
FIG. 4 is a bottom view of FIG. 1;  
FIG. 5 is a front view of FIG. 1; and  
FIG. 6 is a rear view of FIG. 1.

[58] Field of Search ..... **D8/61-64,**  
**D8/67, 68; 173/170; 81/57, 57.11, 57.14**

[56] **References Cited**

**U.S. PATENT DOCUMENTS**

D. 298,908 12/1988 Clemens ..... D8/61



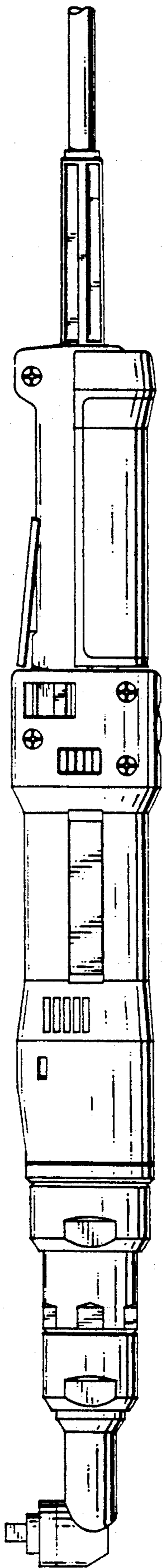


FIG. 3

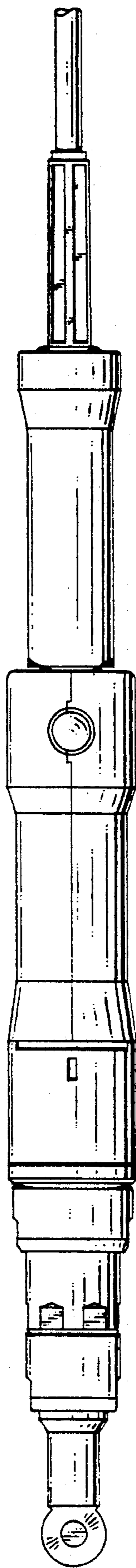


FIG. 2

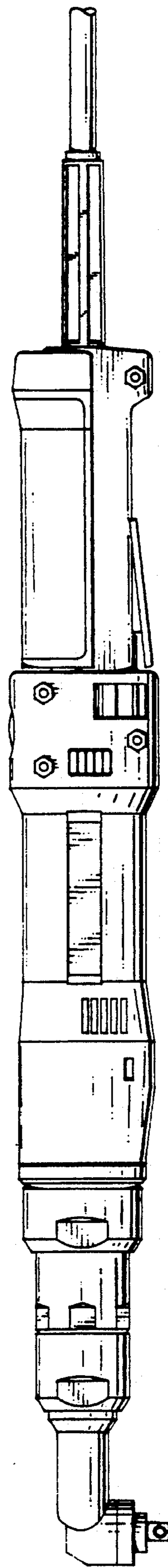


FIG. 1

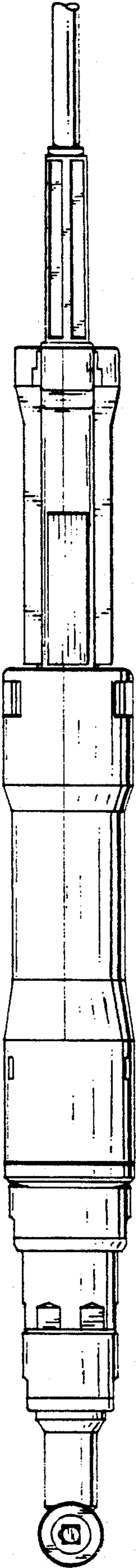


FIG. 4

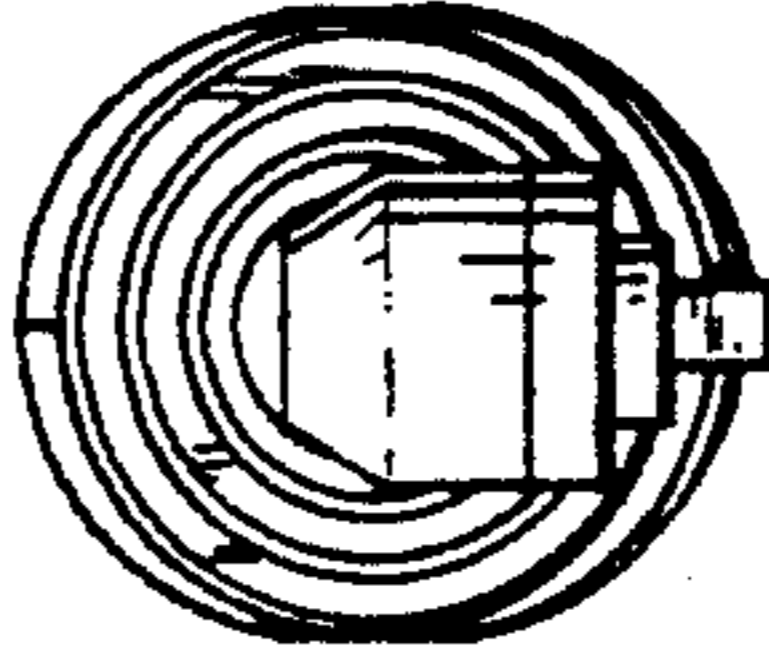


FIG. 5

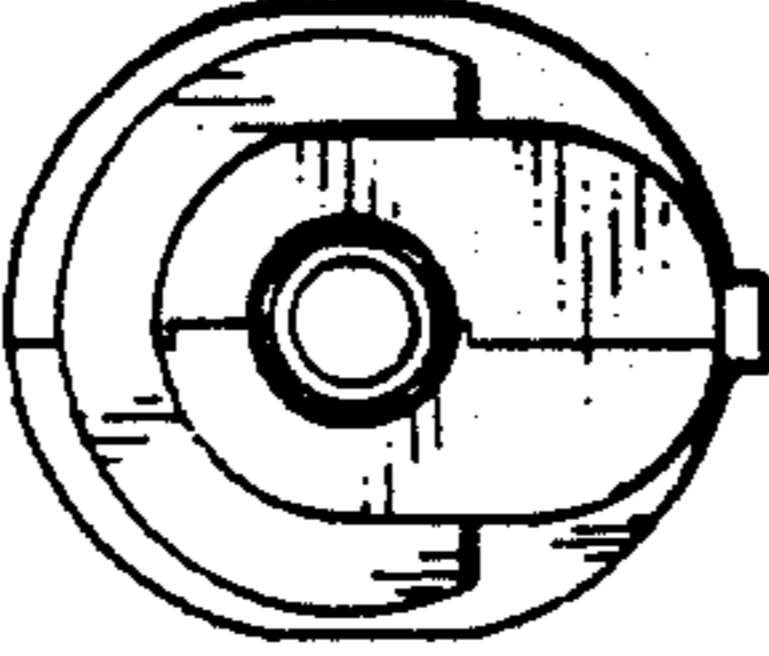


FIG. 6