



US00D335790S

United States Patent [19]

DeGasperi et al.

[11] Patent Number: **Des. 335,790**

[45] Date of Patent: **** May 25, 1993**

[54] **COUPON DISPENSER**

[75] Inventors: **Thomas A. DeGasperi**, Bellport; **John A. Nucatola**, Hauppauge; **Scott E. Manzo**, Calverton, all of N.Y.

[73] Assignee: **Totom Enterprises, Inc.**, Bohemia, N.Y.

[**] Term: **14 Years**

[21] Appl. No.: **639,944**

[22] Filed: **Jan. 11, 1991**

Related U.S. Application Data

[63] Continuation-in-part of Ser. No. 573,450, Aug. 24, 1990, Pat. No. 5,097,981, which is a continuation-in-part of Ser. No. 464,416, Jan. 12, 1990, abandoned.

[52] U.S. Cl. **D6/515**

[58] Field of Search **D20/1; 221/3, 5, 12, 221/174, 238, 15, 91, 25, 89, 272, 273, 274, 275, 276, 13, 231, 197, 129; 194/350, 210; 222/52, 63; D6/515, 517; 206/39**

[56] **References Cited**

U.S. PATENT DOCUMENTS

D. 328,212	7/1992	Kringel et al.	D6/515
2,574,565	11/1951	Hough et al.	221/25
3,519,202	7/1970	Rogers	194/210 X
3,937,926	2/1976	Jones et al.	194/210
3,964,638	6/1976	Dimauro	221/154 R
4,731,765	3/1988	Cole et al.	221/3

Primary Examiner—Louis S. Zarfaz
Assistant Examiner—Paula A. Mortimor
Attorney, Agent, or Firm—Galgano & Belkin

[57] **CLAIM**

The ornamental design for a coupon dispenser, as shown.

DESCRIPTION

FIG. 1 is a front elevational view of a coupon dispenser showing our new design;
FIG. 2 is a top plan view thereof;
FIG. 3 is a right side elevational view thereof;
FIG. 4 is a rear elevational view thereof;
FIG. 5 is a bottom plan view thereof; and,
FIG. 6 is a left side elevational view thereof.

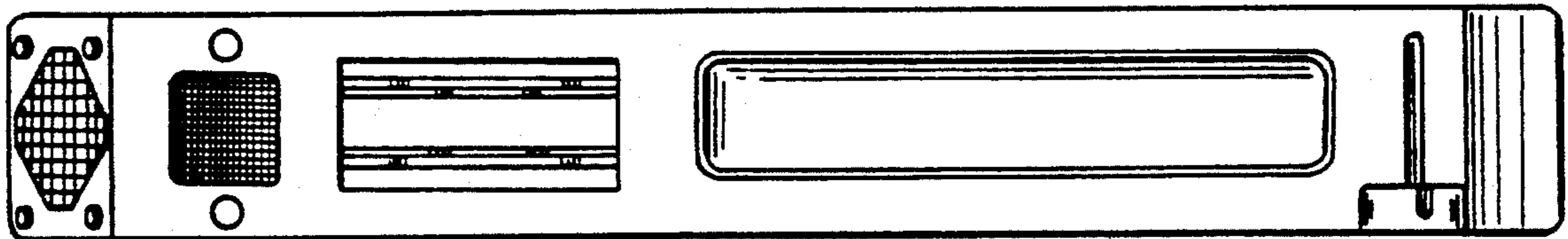


FIG. 2

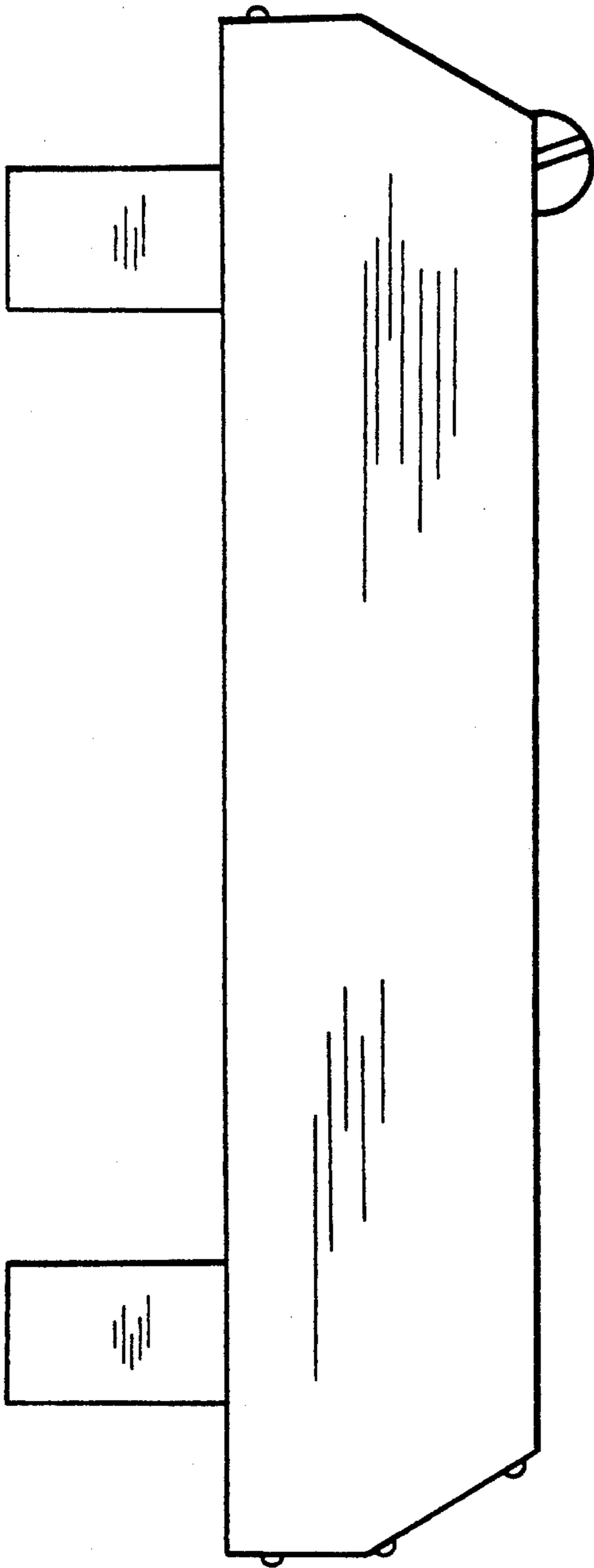


FIG. 3




FIG. 1

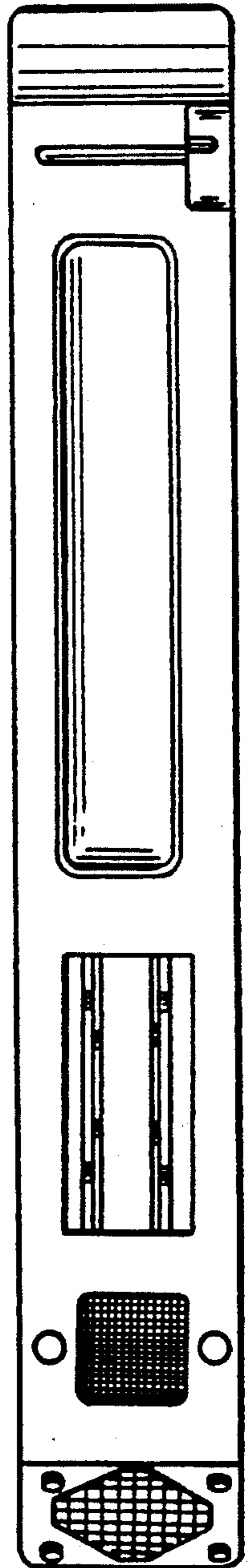


FIG. 5

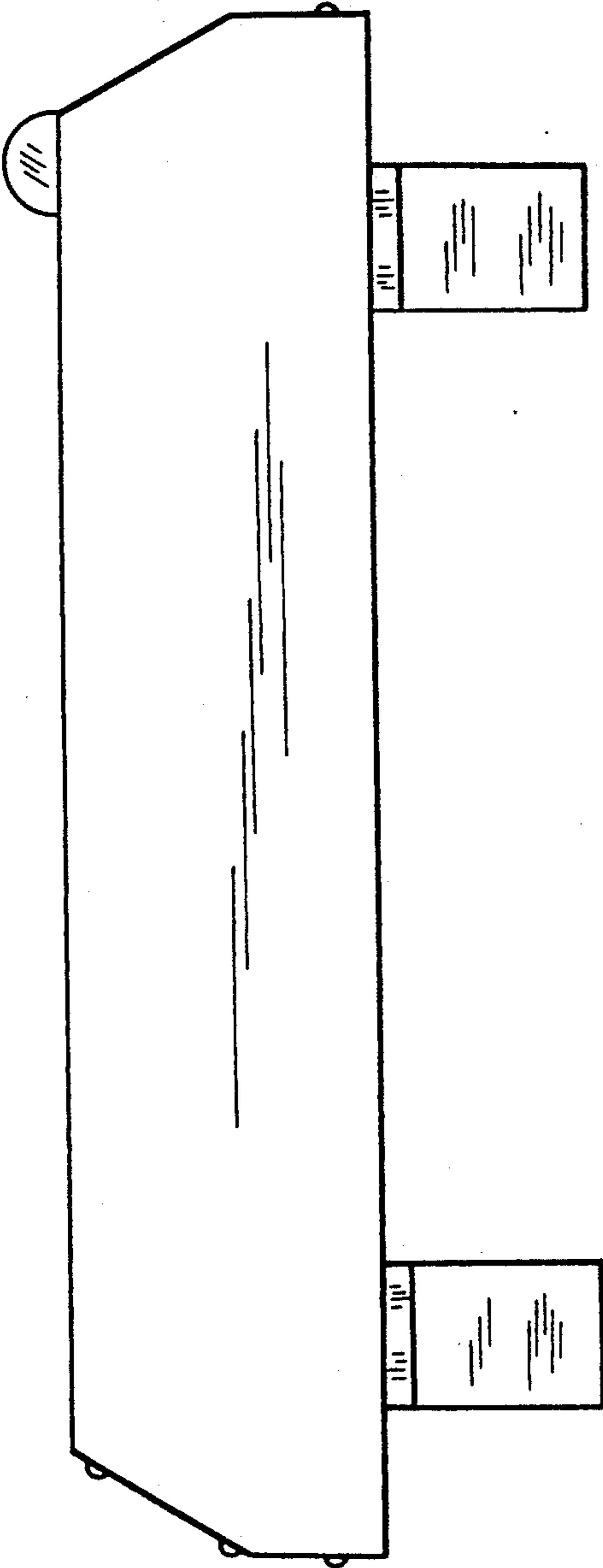


FIG. 6




FIG. 4

