



US00D335778S

United States Patent [19]

[11] Patent Number: **Des. 335,778**

Hess

[45] Date of Patent: **** May 25, 1993**

[54] SEAT FRAME

[75] Inventor: **Stephen C. Hess, Birmingham, Ala.**

[73] Assignee: **Winston Furniture Company, Inc., Birmingham, Ala.**

[**] Term: **14 Years**

[21] Appl. No.: **546,777**

[22] Filed: **Jun. 29, 1990**

[52] U.S. Cl. **D6/376; D6/334; D6/381**

[58] Field of Search **D6/334, 369, 370, 374, D6/375, 376, 379, 380, 381, 500, 501, 502; 297/445, 446**

[56] References Cited

U.S. PATENT DOCUMENTS

D. 206,154	11/1966	Bradley	D6/376 X
D. 261,333	10/1981	Adkinson	D6/369
D. 269,747	7/1983	Wallace	.	
D. 316,491	4/1991	Frinier	D6/376 X
D. 321,602	11/1991	Saiger	D6/376 X

OTHER PUBLICATIONS

House Beautiful, Jan. 1989, p. 66, Settee shown at bottom right.


Primary Examiner—Alan P. Douglas
Assistant Examiner—Gary D. Watson
Attorney, Agent, or Firm—Bell, Seltzer, Park & Gibson

[57] CLAIM

The ornamental design for a seat frame, as shown and described.

DESCRIPTION

FIG. 1 is a front perspective view of a seat frame which illustrates the new design;
 FIG. 2 is a side elevation view thereof;
 FIG. 3 is a front elevation view thereof;
 FIG. 4 is a rear elevation view thereof;
 FIG. 5 is a top plan view thereof;
 FIG. 6 is a perspective view of a second embodiment of the new design;
 FIG. 7 is a side elevation view of the embodiment of FIG. 6;
 FIG. 8 is a top plan view of the embodiment of FIG. 6;
 and,
 FIG. 9 is a front elevation view of the embodiment of FIG. 6.



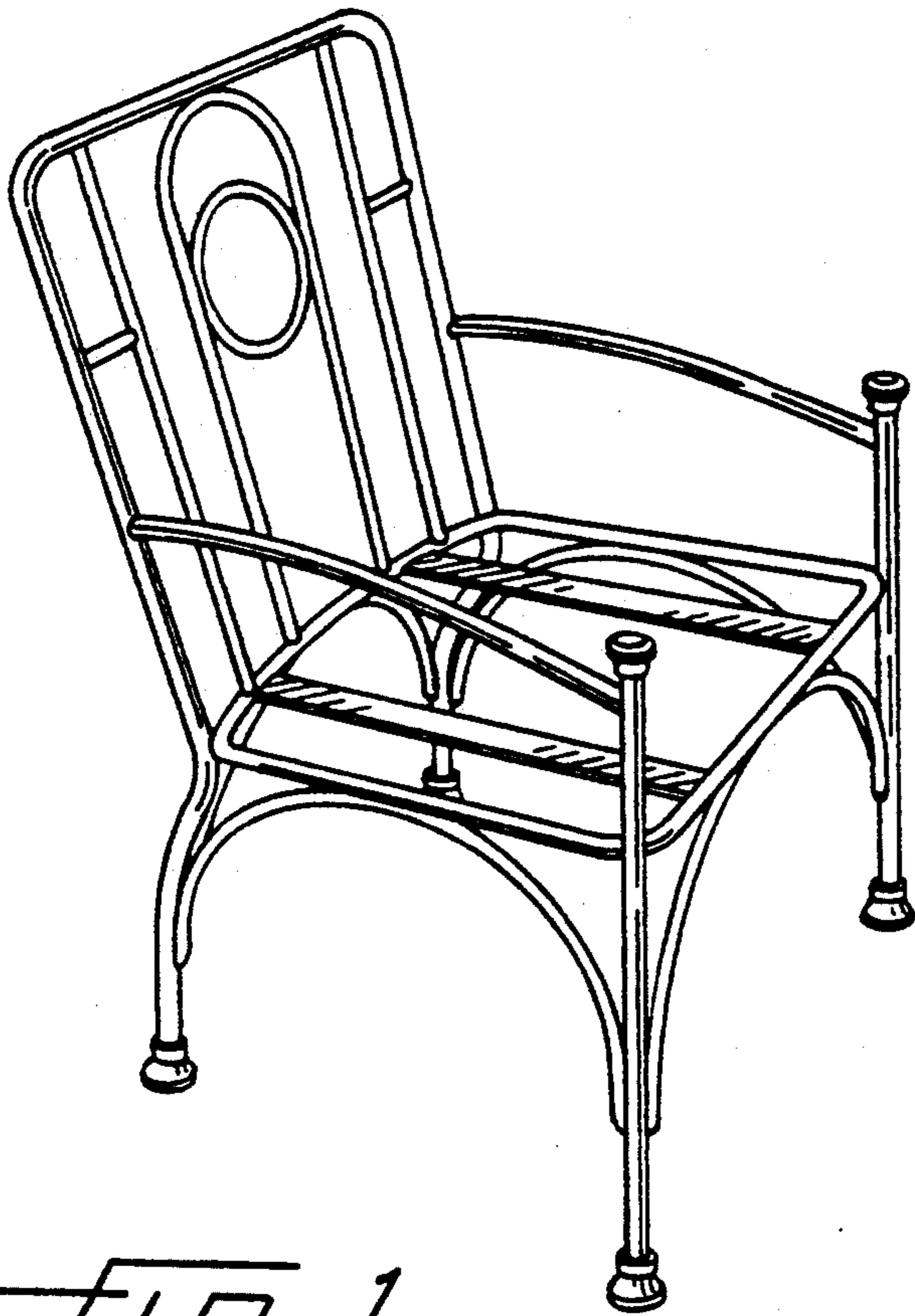


FIG. 1.

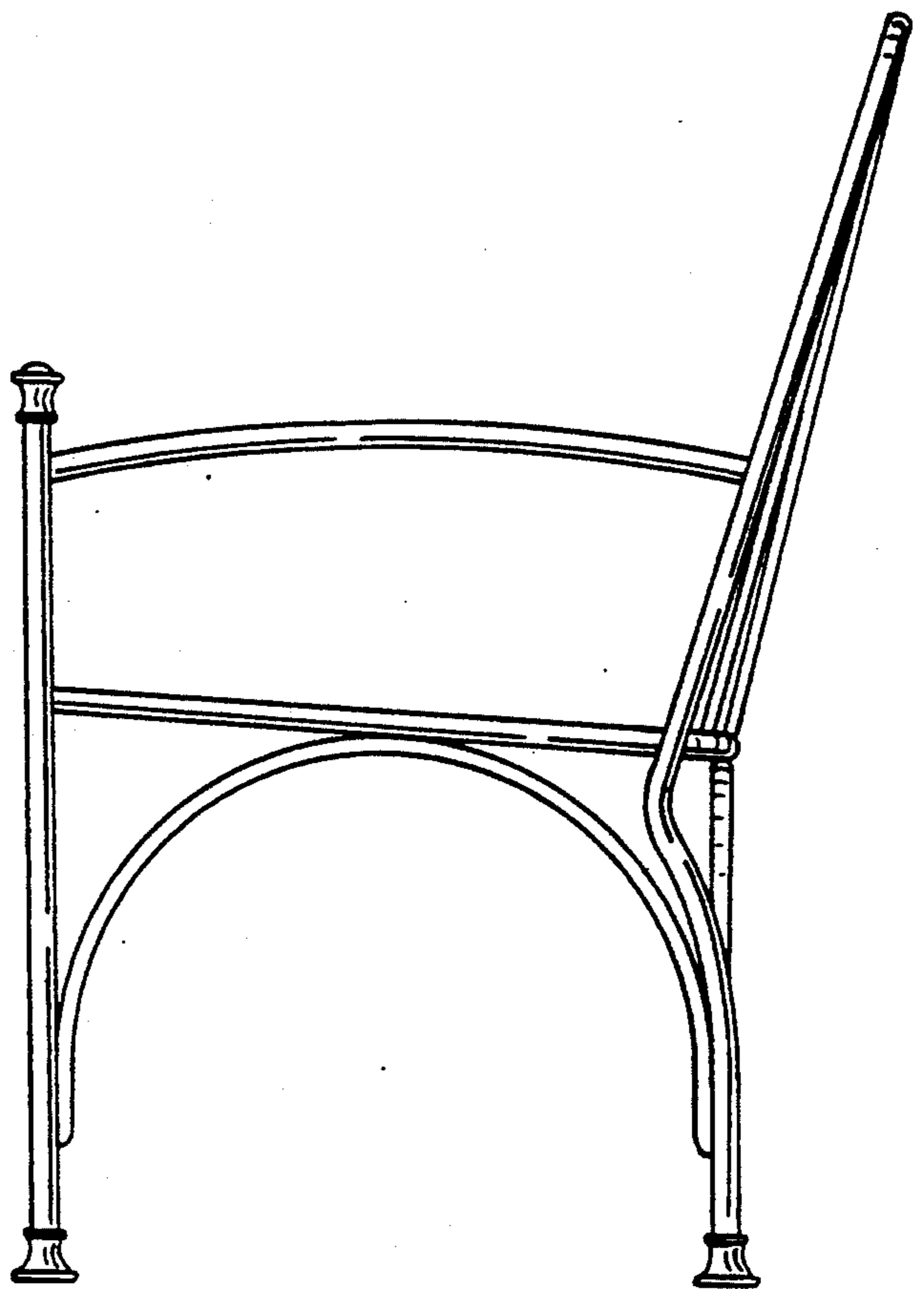


FIG. 2.




FIG. 3.




FIG. 4.

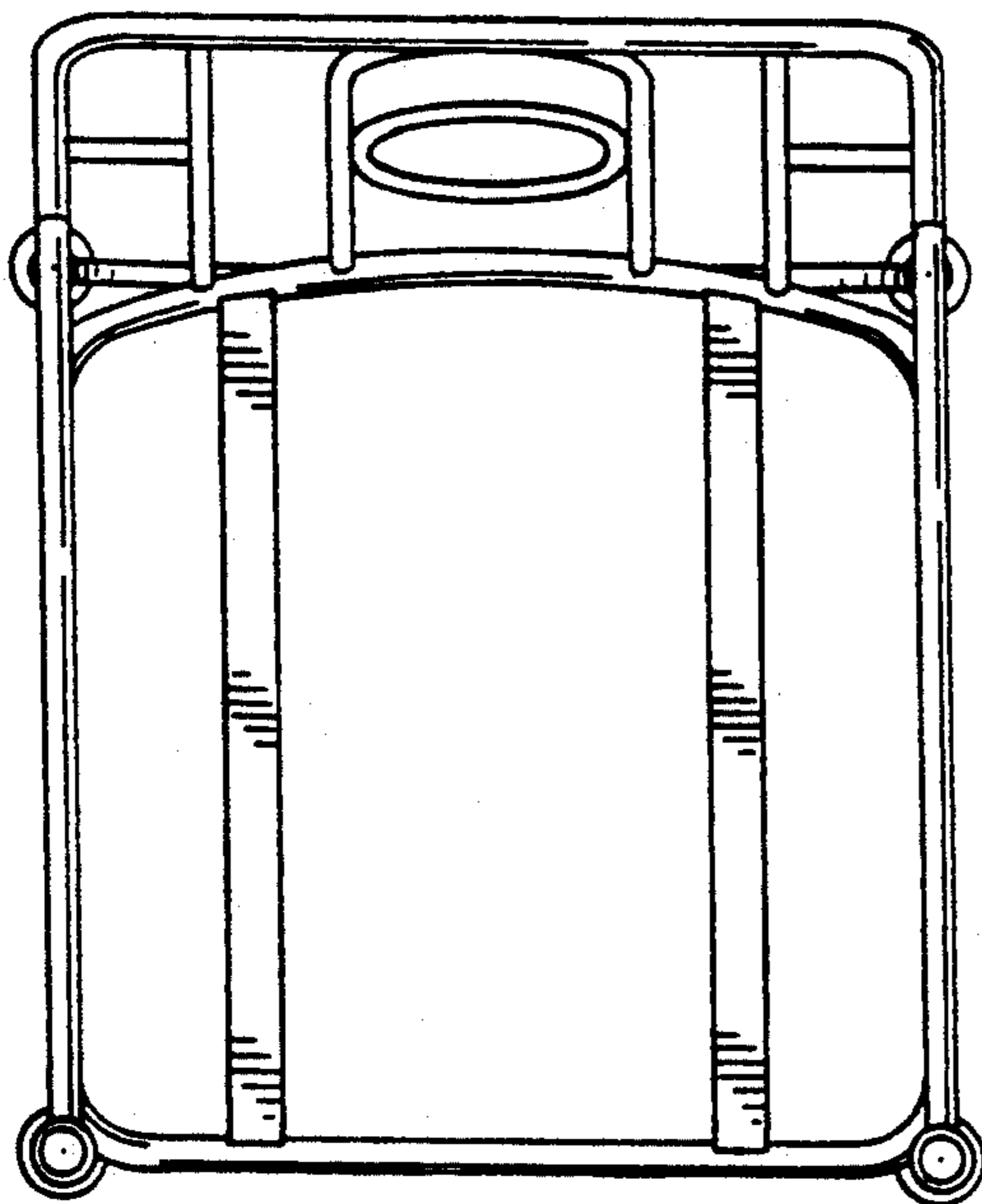


FIG. 5.




FIG. 6.

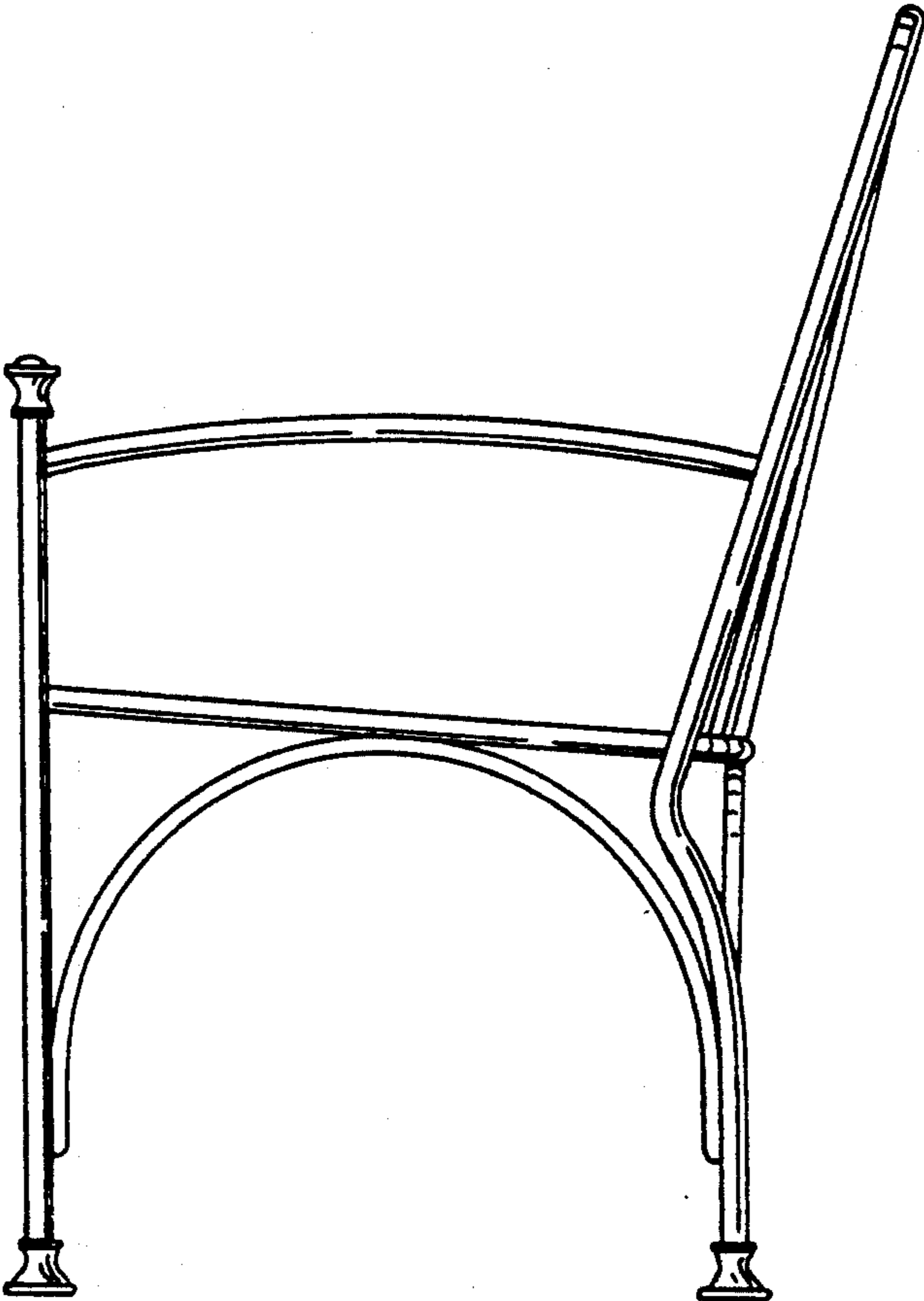


FIG. 7.




FIG. 8.




FIG. 9.