



US00D335761S

United States Patent [19]

[11] Patent Number: **Des. 335,761**

Smith

[45] Date of Patent: **** May 25, 1993**

[54] PERIPHERY OF A SOLE

[75] Inventor: **Wilson W. Smith, Beaverton, Oreg.**

[73] Assignee: **Nike, Inc., Beaverton, Oreg.**

[**] Term: **14 Years**

[21] Appl. No.: **878,506**

[22] Filed: **May 5, 1992**

[52] U.S. Cl. **D2/314**

[58] Field of Search **D2/264, 265, 271, 308-314, D2/317-322; 36/25 R, 28, 29, 32 R, 43-45, 83, 84, 89, 101-107, 112-114, 132, 136, 137**

[56] **References Cited**

U.S. PATENT DOCUMENTS

D. 312,918	12/1990	Aveni	D2/314
D. 316,626	5/1991	Hatfield	D24/320
D. 321,590	11/1991	Smith, III	D2/320
D. 321,776	11/1991	Hatfield	D2/314
D. 321,974	12/1991	Hatfield	D2/320
D. 322,711	12/1991	Hatfield	D2/314
D. 323,418	1/1992	Hatfield	D2/314
D. 323,423	1/1992	Rogers	D2/320
D. 323,735	2/1992	Aveni	D2/314
D. 324,294	3/1992	Hatfield	D2/314
D. 324,762	3/1992	Hatfield	D2/318
D. 325,289	4/1992	Aveni	D2/314
D. 327,165	6/1992	Hatfield	D2/320
4,817,304	4/1989	Parker et al.	36/114

OTHER PUBLICATIONS

The Nike Footwear Fall 1989 Catalog, p. 40.

The Nike Spring 1991 Catalog, p. 42.

The Nike Fall 1992 Footwear Catalog, p. 32.

Primary Examiner—Louis S. Zarfes

Attorney, Agent, or Firm—Banner, Birch, McKie & Beckett

[57] **CLAIM**

The ornamental design for a periphery of a sole, as shown and described.

DESCRIPTION

FIG. 1 is a side elevational view of one side of a periphery of a sole showing my new design;
 FIG. 2 is a side elevational view of the other side of the periphery of a sole shown in FIG. 1;
 FIG. 3 is a front elevational view of the periphery of a sole shown in FIG. 1;
 FIG. 4 is a rear elevational view of the periphery of a sole shown in FIG. 1;
 FIG. 5 is a cross sectional view taken generally along the line 5—5 in FIG. 1;
 FIG. 6 is a cross section taken generally along the line 6—6 in FIG. 1;
 FIG. 7 is a cross section taken generally along the line 7—7 in FIG. 1;
 FIG. 8 is a cross section taken generally along the line 8—8 in FIG. 1; and,
 FIG. 9 is a cross section taken generally along the line 9—9 in FIG. 2.

The broken line showing of a shoe upper and outsole are for environmental purposes only, and form no part of the claimed design.

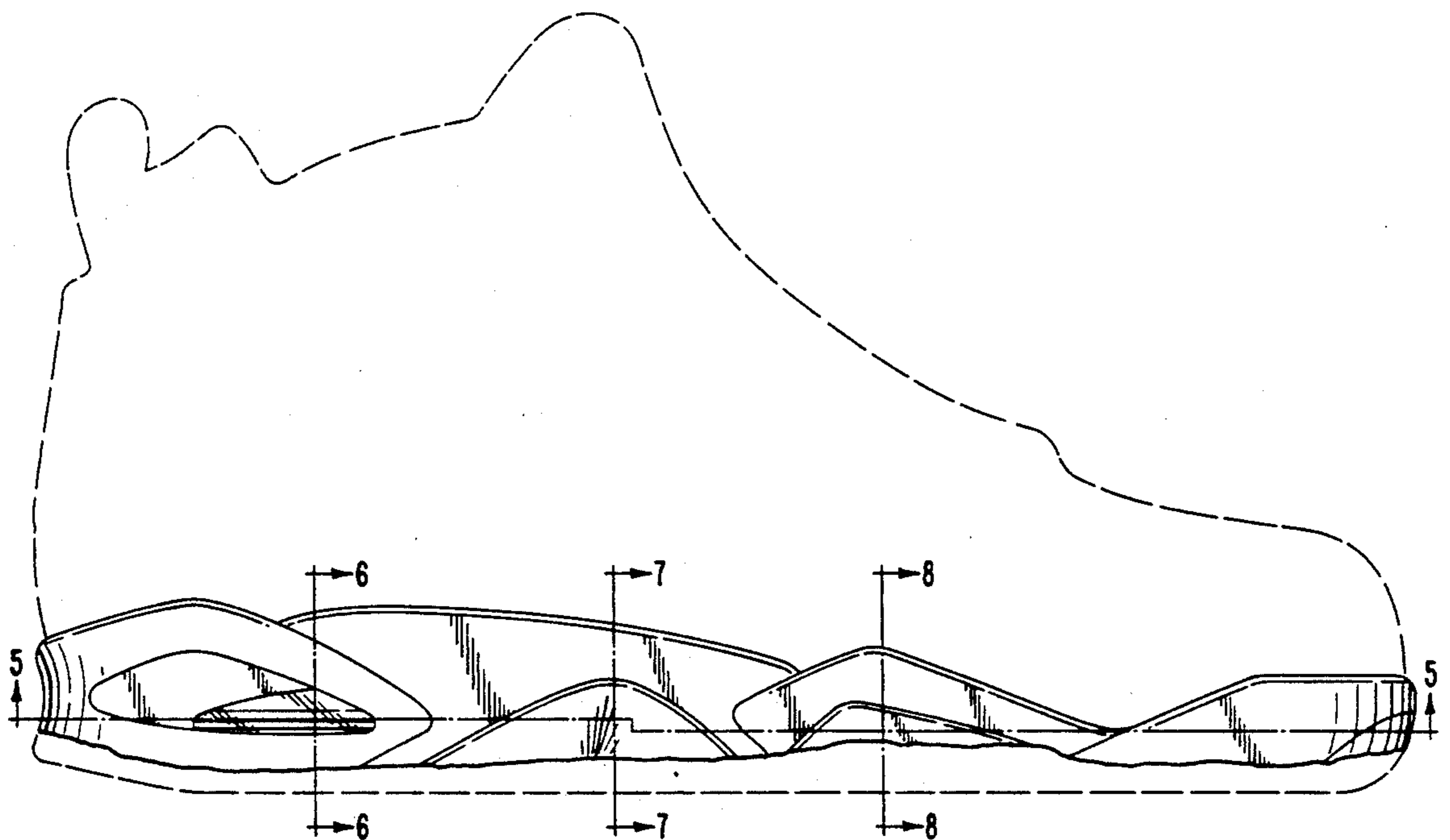
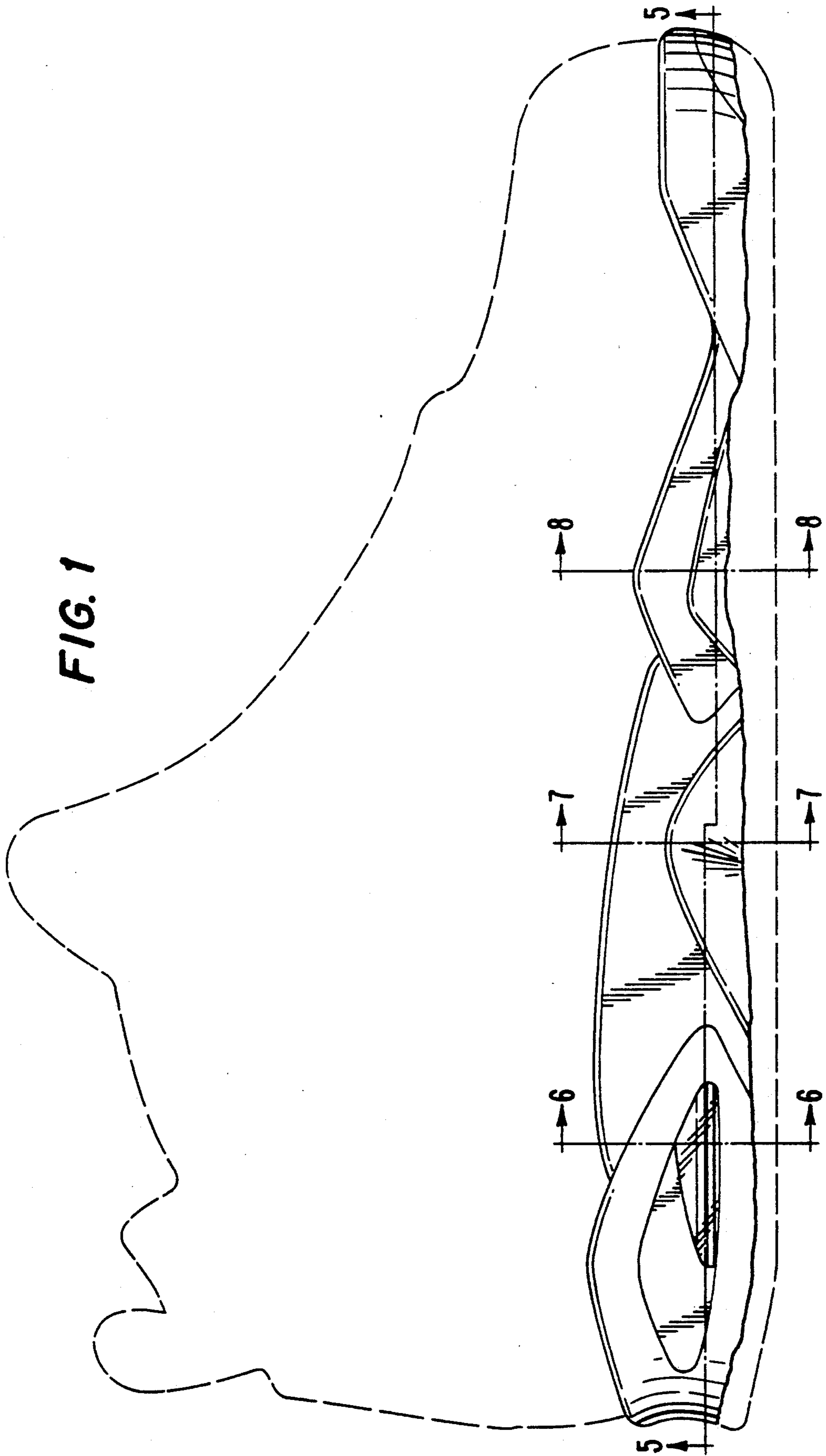


FIG. 1



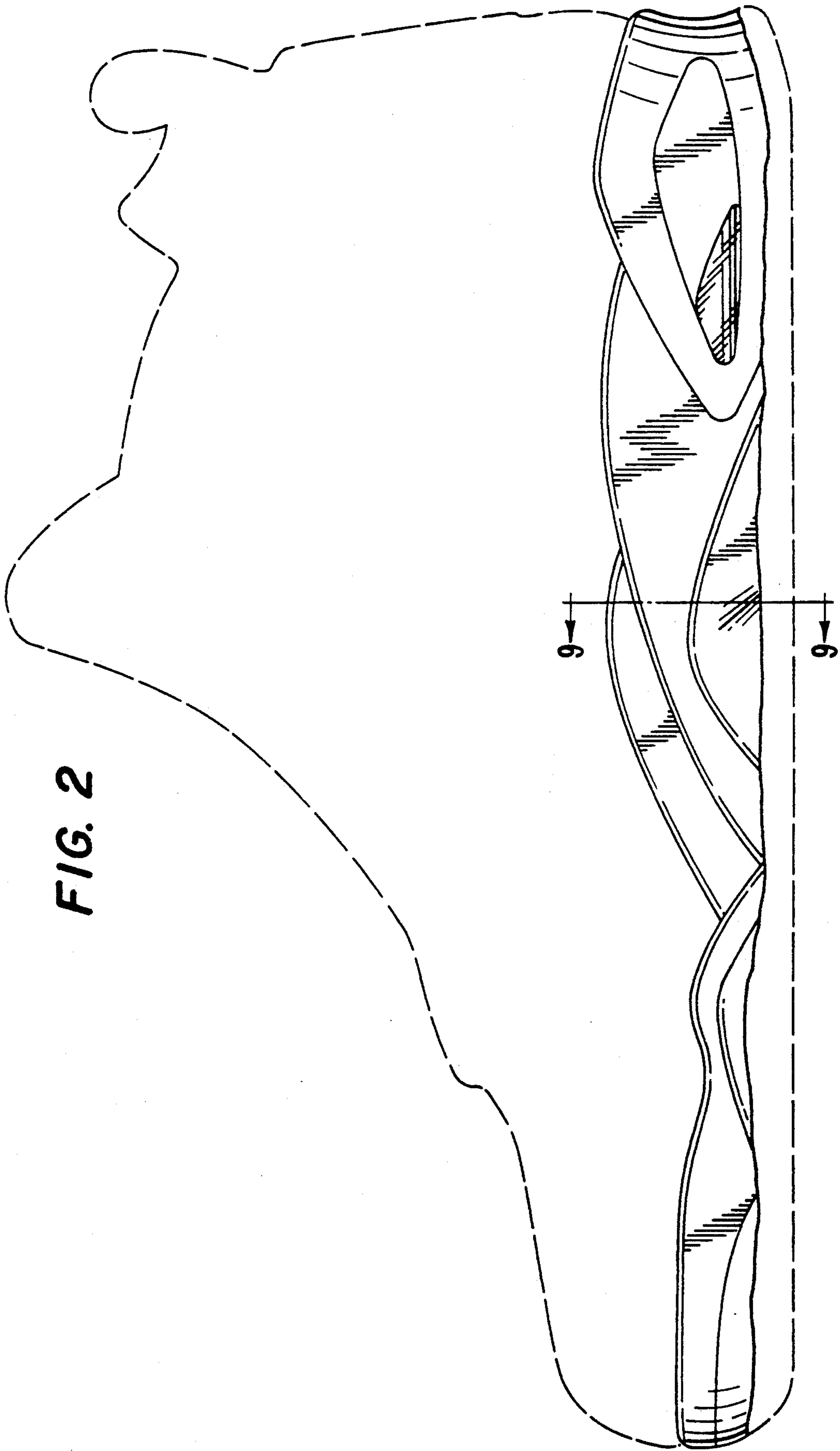


FIG. 2

FIG. 4

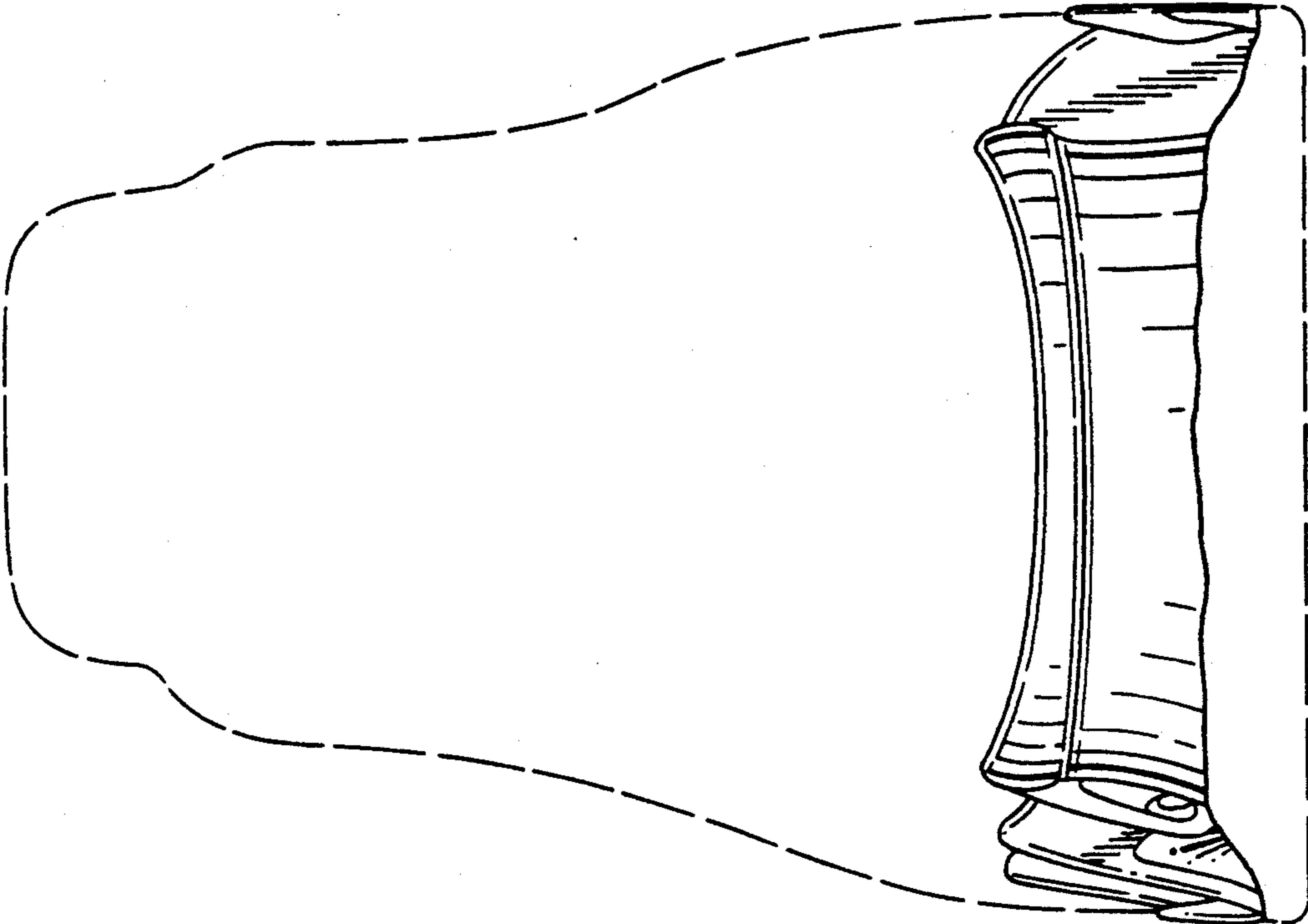
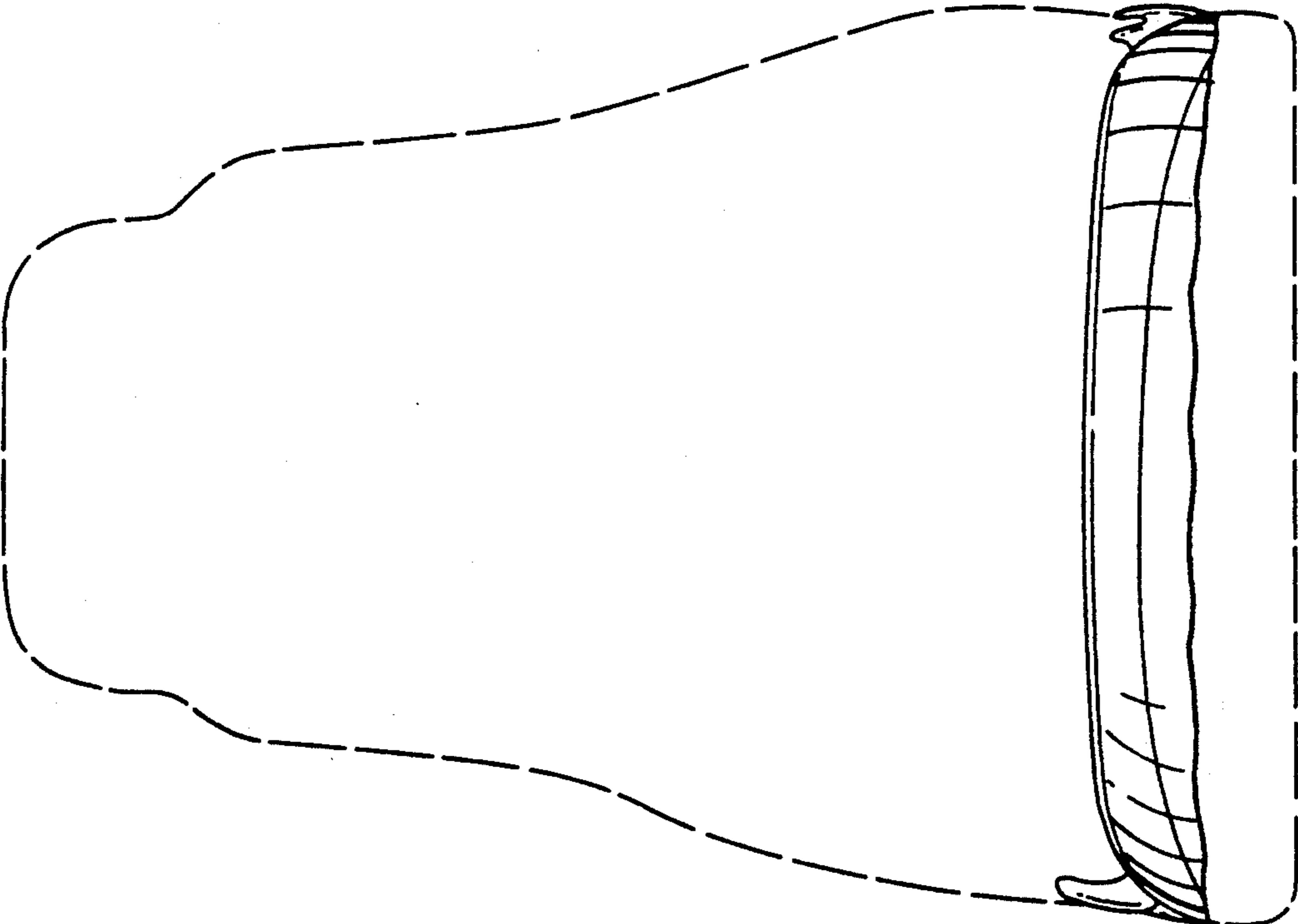


FIG. 3



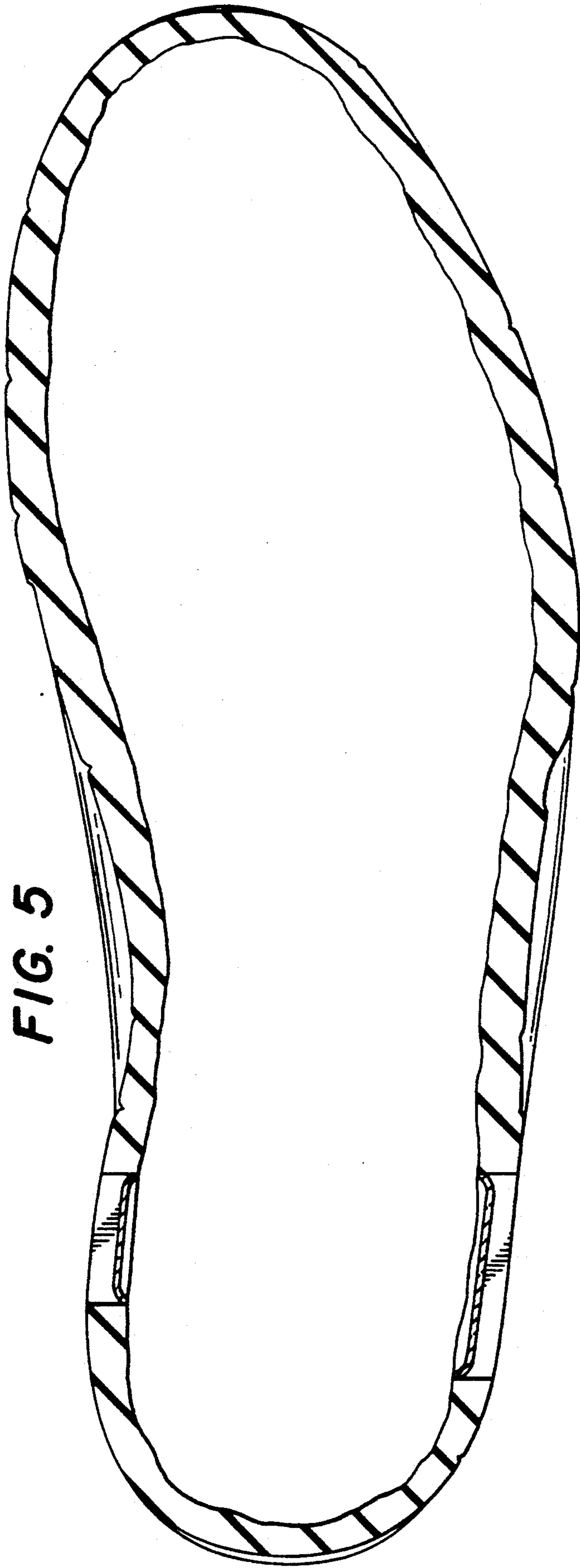


FIG. 9



FIG. 8



FIG. 7



FIG. 6

