



US00D335757S

United States Patent [19]

Ward et al.

[11] Patent Number: **Des. 335,757**

[45] Date of Patent: **** May 18, 1993**

[54] **GAMING MACHINE CABINET DOOR**

[76] Inventors: **Danny L. Ward**, 1003 Geneva St., Las Vegas, Nev. 89015; **Frank N. Heischman**, 405 Bent Creek Dr., Las Vegas, Nev. 89107

[**] Term: **14 Years**

[21] Appl. No.: **807,571**

[22] Filed: **Dec. 13, 1991**

[52] U.S. Cl. **D21/38**

[58] Field of Search **D21/38; 273/138 A, 138 R, 273/143 R**

[56] **References Cited**

U.S. PATENT DOCUMENTS

D. 292,423 10/1987 Williams et al. **D21/38**

D. 306,464 3/1990 Axtell **D21/37**
D. 307,771 5/1990 Cesaroni et al. **D21/38**


Primary Examiner—Terry A. Pfeffer
Attorney, Agent, or Firm—John Edward Roethel

[57] **CLAIM**

The ornamental design for a gaming machine cabinet door, as shown and described.

DESCRIPTION

FIG. 1 is a perspective view of the gaming machine cabinet door showing our new design; FIG. 2 is a front elevational view thereof; FIG. 3 is a rear elevational view thereof; FIG. 4 is a top plan view thereof; FIG. 5 is a bottom plan view thereof; and, FIG. 6 is a right side elevational view thereof, the opposite side being a mirror image.






FIGURE 1.

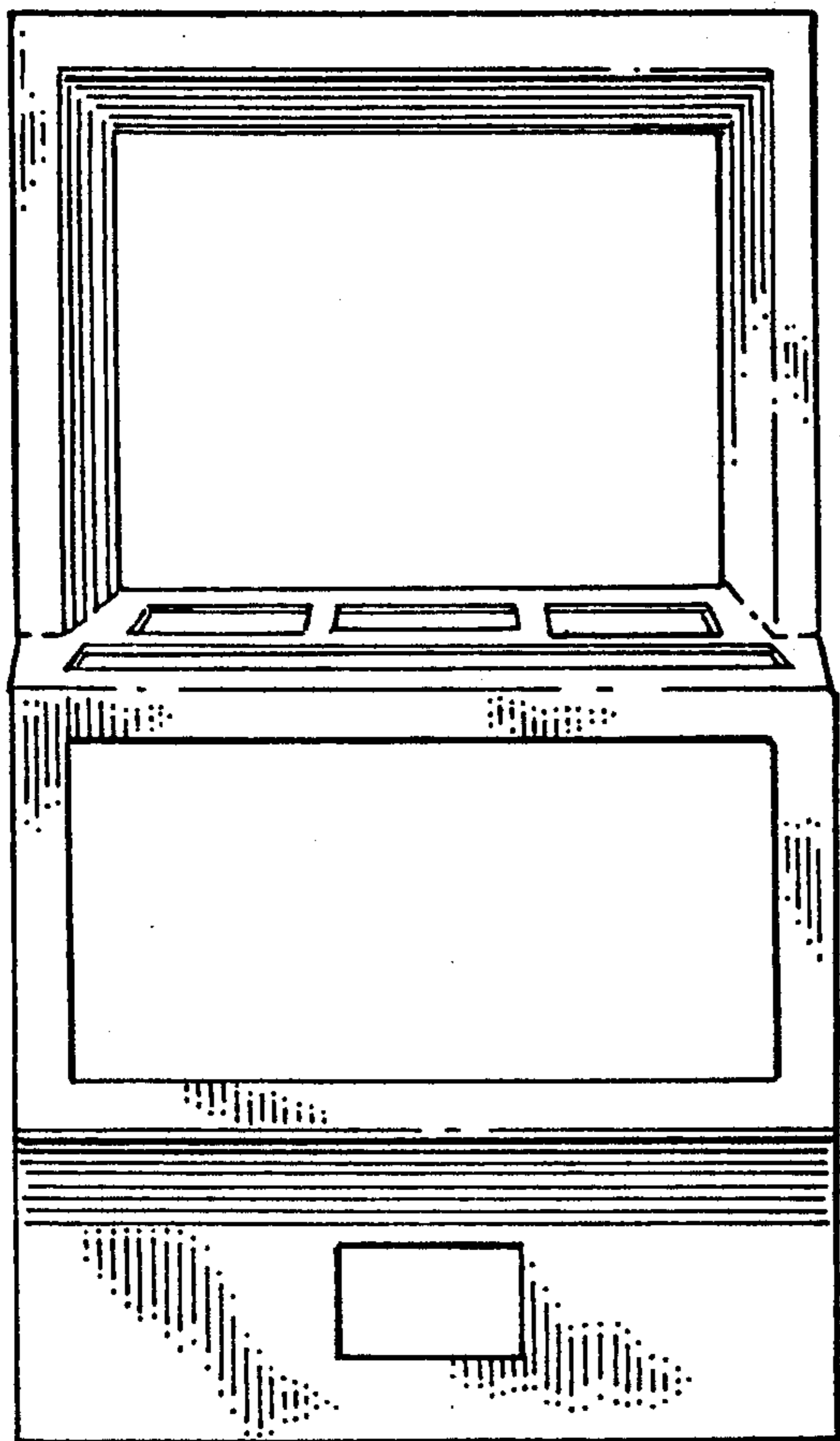


FIGURE 2.

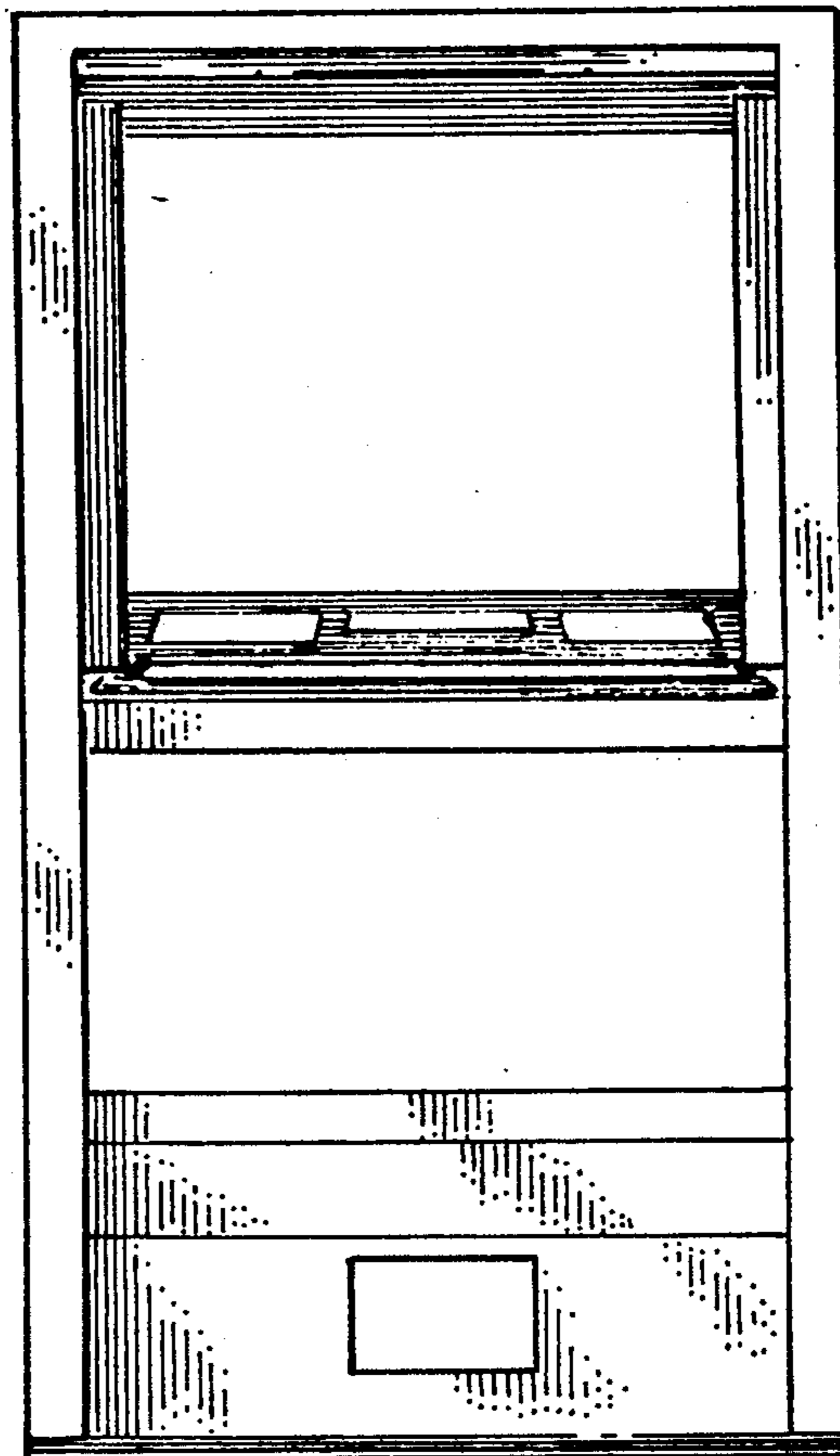


FIGURE 3.




FIGURE 4.




FIGURE 5.

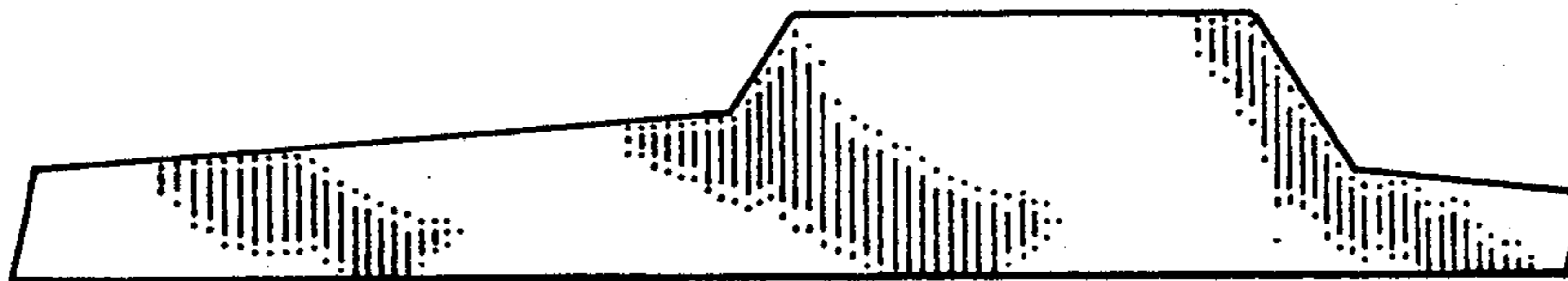


FIGURE 6.