



US00D335753S

# United States Patent [19]

[11] Patent Number: **Des. 335,753**

Smits et al.

[45] Date of Patent: **\*\* May 18, 1993**

[54] PIGGY-BANK

D. 288,379 2/1987 Kuhlmann ..... D99/35

[76] Inventors: **Jerry Smits; Shirley Smits, both of R #2 Box 488 A, Markesan, Wis. 53946**

*Primary Examiner*--Alan P. Douglas  
*Assistant Examiner*--J. H. Musgrove  
*Attorney, Agent, or Firm*--Leon Gilden

[\*\*] Term: **14 Years**

[21] Appl. No.: **722,238**

[57] **CLAIM**

[22] Filed: **Jun. 24, 1991**

The ornamental design for a piggy-bank, as shown and described.

[52] U.S. Cl. .... **D99/35**

[58] Field of Search ..... **D99/28, 34, 35, 36; 232/4, 5; 206/0.8, 0.81, 0.82, 0.83, 0.84; 109/4**

**DESCRIPTION**

[56] **References Cited**

**U.S. PATENT DOCUMENTS**

- D. 160,255 9/1950 Degner ..... D99/35
- D. 197,786 3/1964 Pierce, Jr. .... D99/35
- D. 247,728 4/1978 Nichols ..... D99/35

FIG. 1 is a front elevational view of the piggy-bank showing my new design;  
FIG. 2 is a rear elevational view thereof;  
FIG. 3 is a left side elevational view thereof;  
FIG. 4 is a right side elevational view thereof;  
FIG. 5 is a top plan view thereof; and,  
FIG. 6 is a bottom plan view thereof.

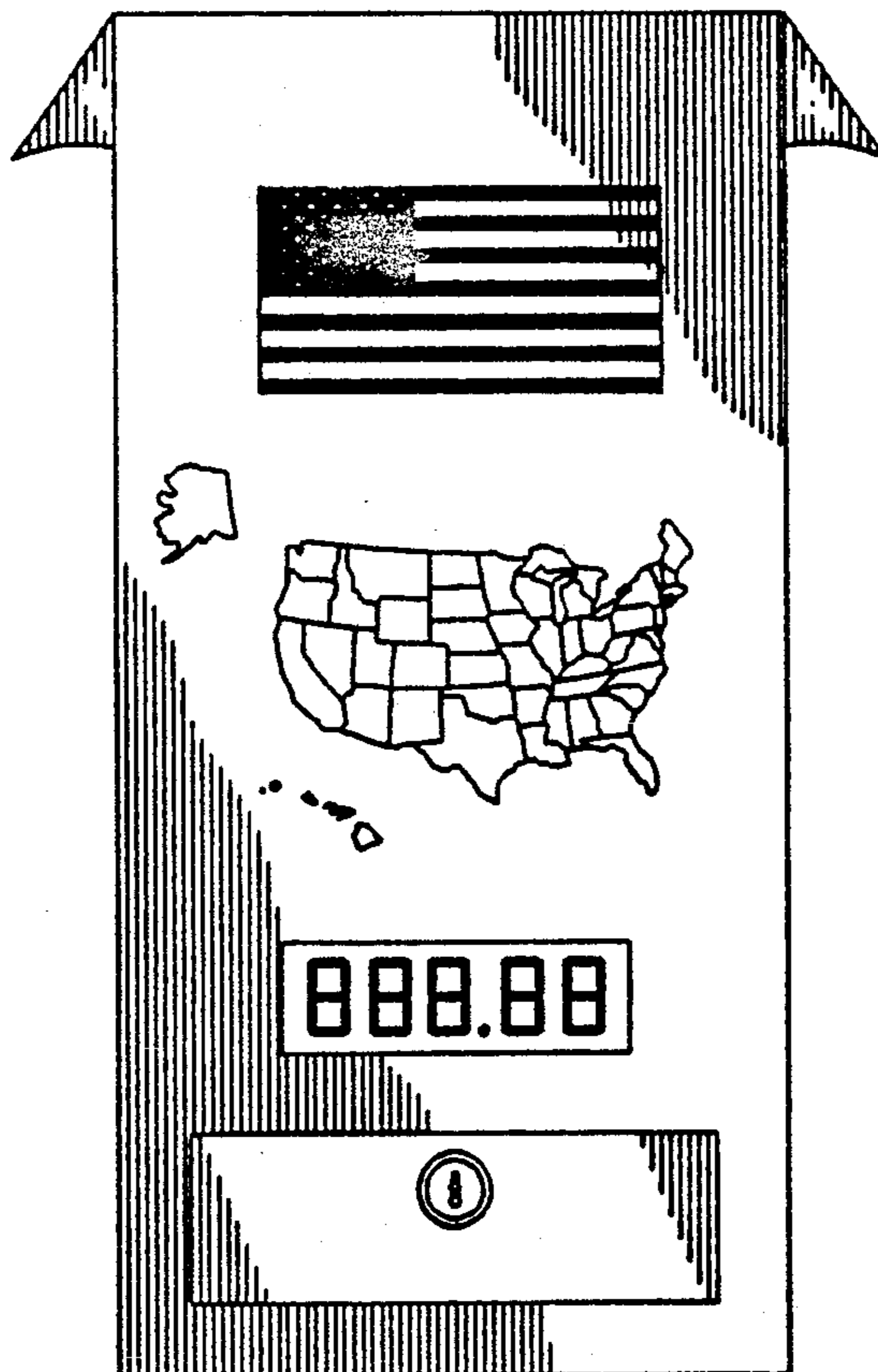


FIG. 1




FIG. 2

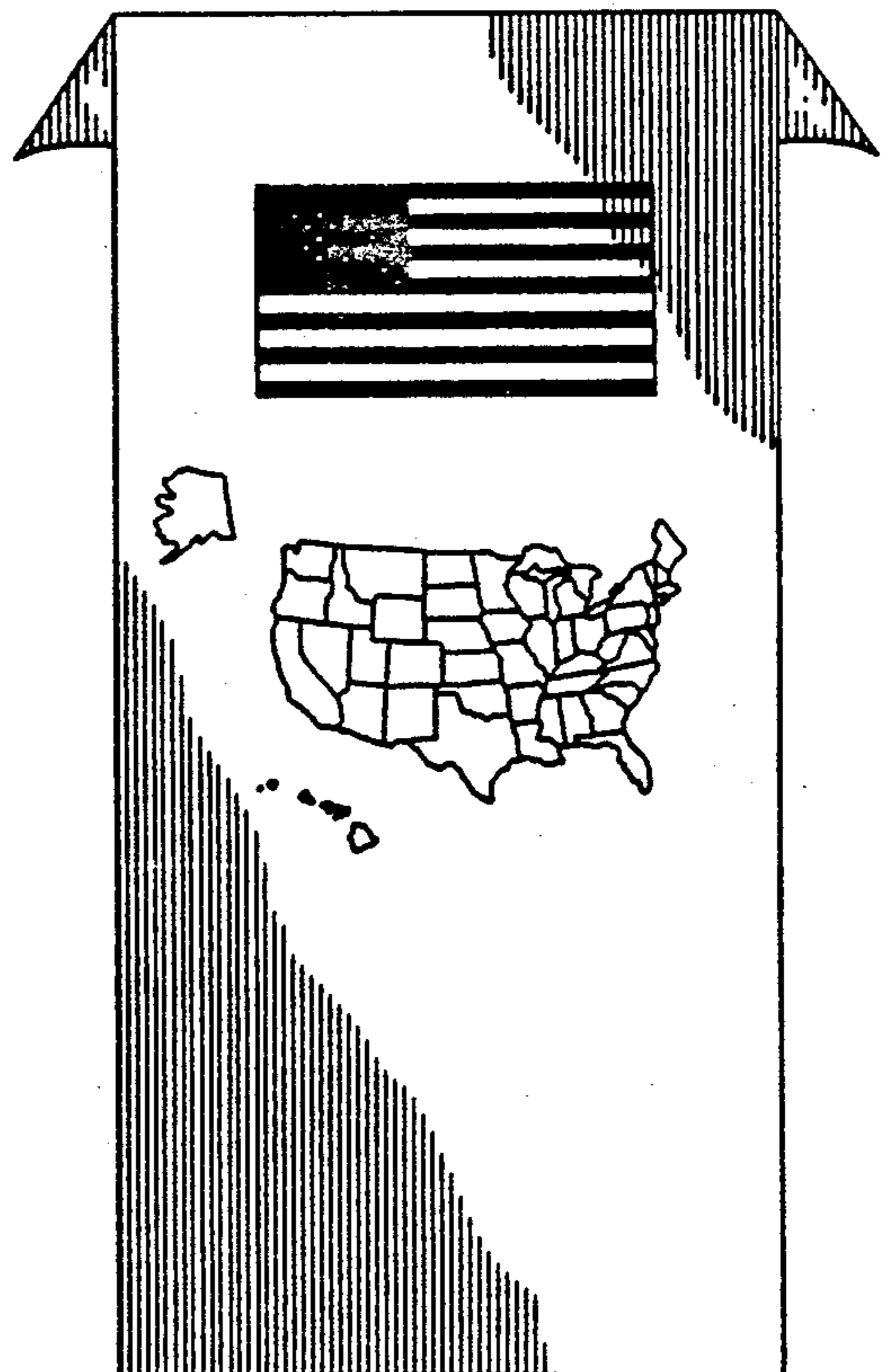


FIG. 3




FIG. 4




FIG. 5

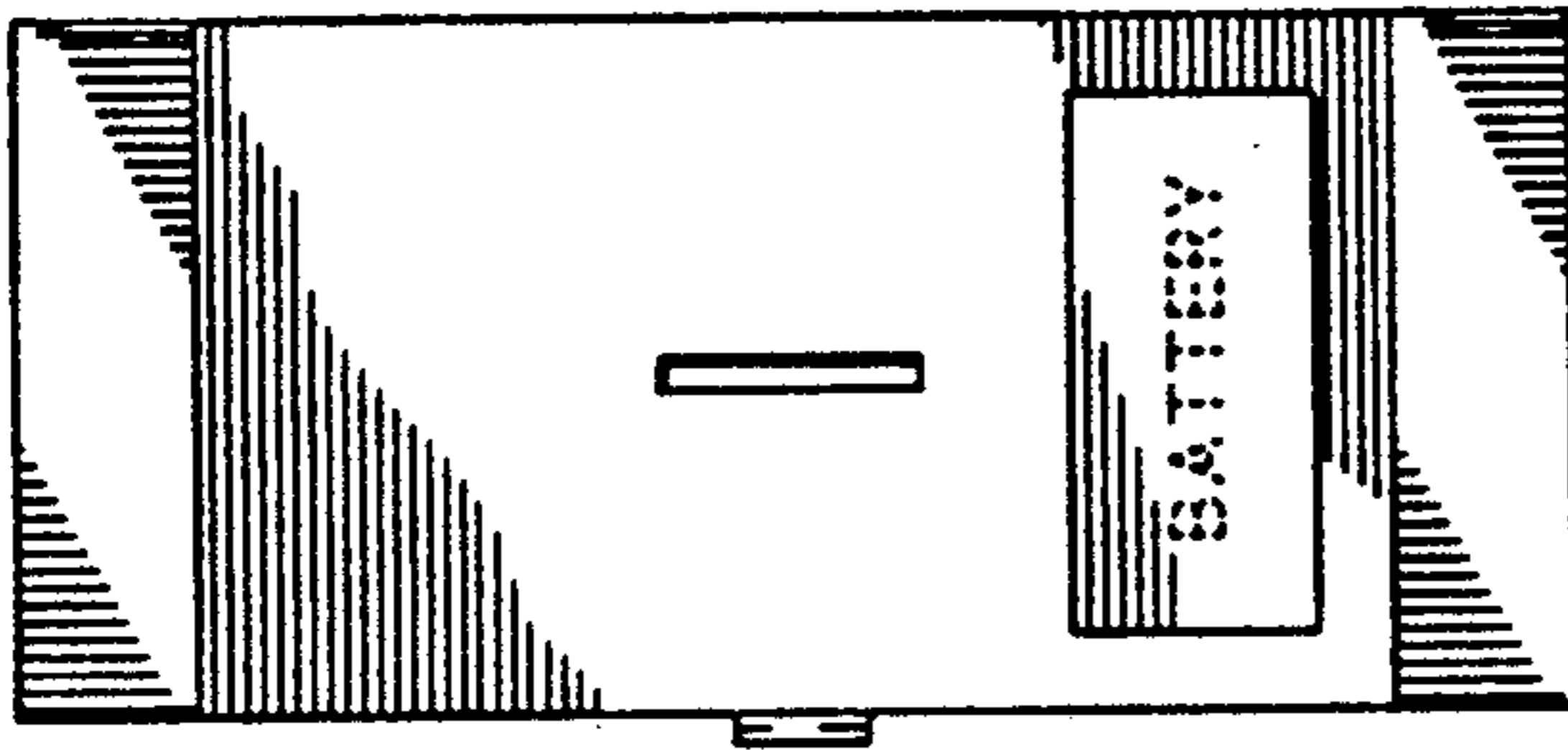


FIG. 6

