



US00D335720S

United States Patent [19]

[11] Patent Number: **Des. 335,720**

Schonbek

[45] Date of Patent: **** May 18, 1993**

[54] LIGHTING FIXTURE DISH

3,506,062 9/1901 Snow, Jr. D7/562

[75] Inventor: **Arnold Schonbek, Plattsburgh, N.Y.**

OTHER PUBLICATIONS

[73] Assignee: **A. Schonbek & Co., Inc., Plattsburgh, N.Y.**

Lighting, Jun. 6, 1956, p. 67 Igmor Novelty Corp. Crystal Lamp Bases.

[**] Term: **14 Years**

Lightolier *Lighting Catalog*, 1950, p. 10, Lead Crystal Chandelier.

[21] Appl. No.: **725,265**

Primary Examiner—Susan J. Lucas

[22] Filed: **Jul. 3, 1991**

Attorney, Agent, or Firm—Wolf, Greenfield & Sacks

[52] U.S. Cl. **D26/149; D7/562; D11/153; D26/134**

[57] CLAIM

[58] Field of Search **D26/72, 80-92, D26/128-137, 148, 149, 142, 153, 154, 362/404-408, 806, 457, 458**

The ornamental design for a lighting fixture dish, as shown and described.

DESCRIPTION

[56] References Cited

U.S. PATENT DOCUMENTS

- D. 44,754 10/1913 Feeney D7/561
- D. 98,453 2/1936 Clark D7/561
- D. 248,526 7/1978 Benes D7/561 X
- D. 292,620 11/1987 Schonbek D26/149

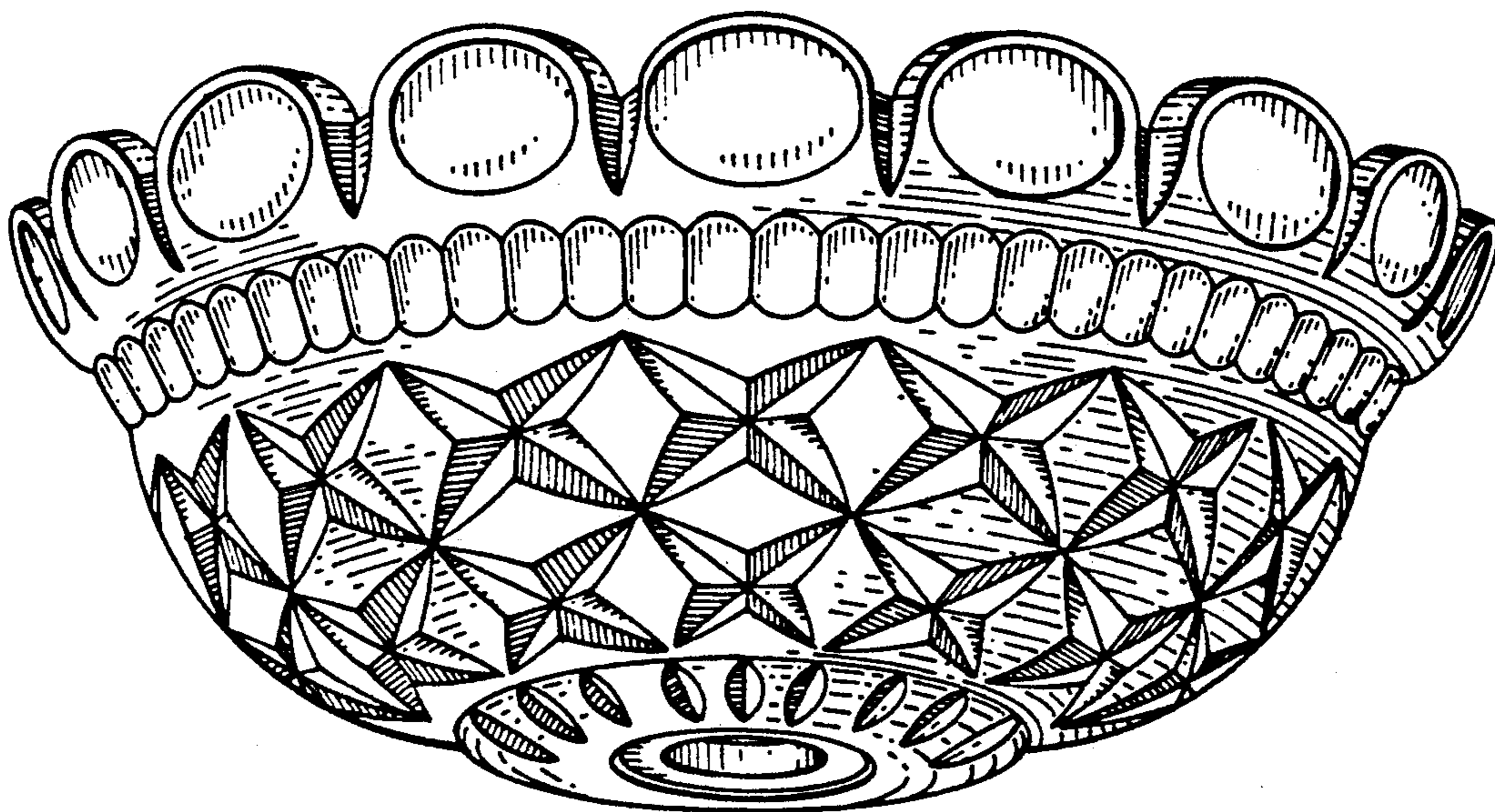
FIG. 1 is a bottom, side perspective view of a lighting fixture dish showing my new design;

FIG. 2 is a bottom plan view thereof;

FIG. 3 is a side elevational thereof, all sides being identical;

FIG. 4 is a cross-sectional view thereof; and,

FIG. 5 is a top plan view thereof.



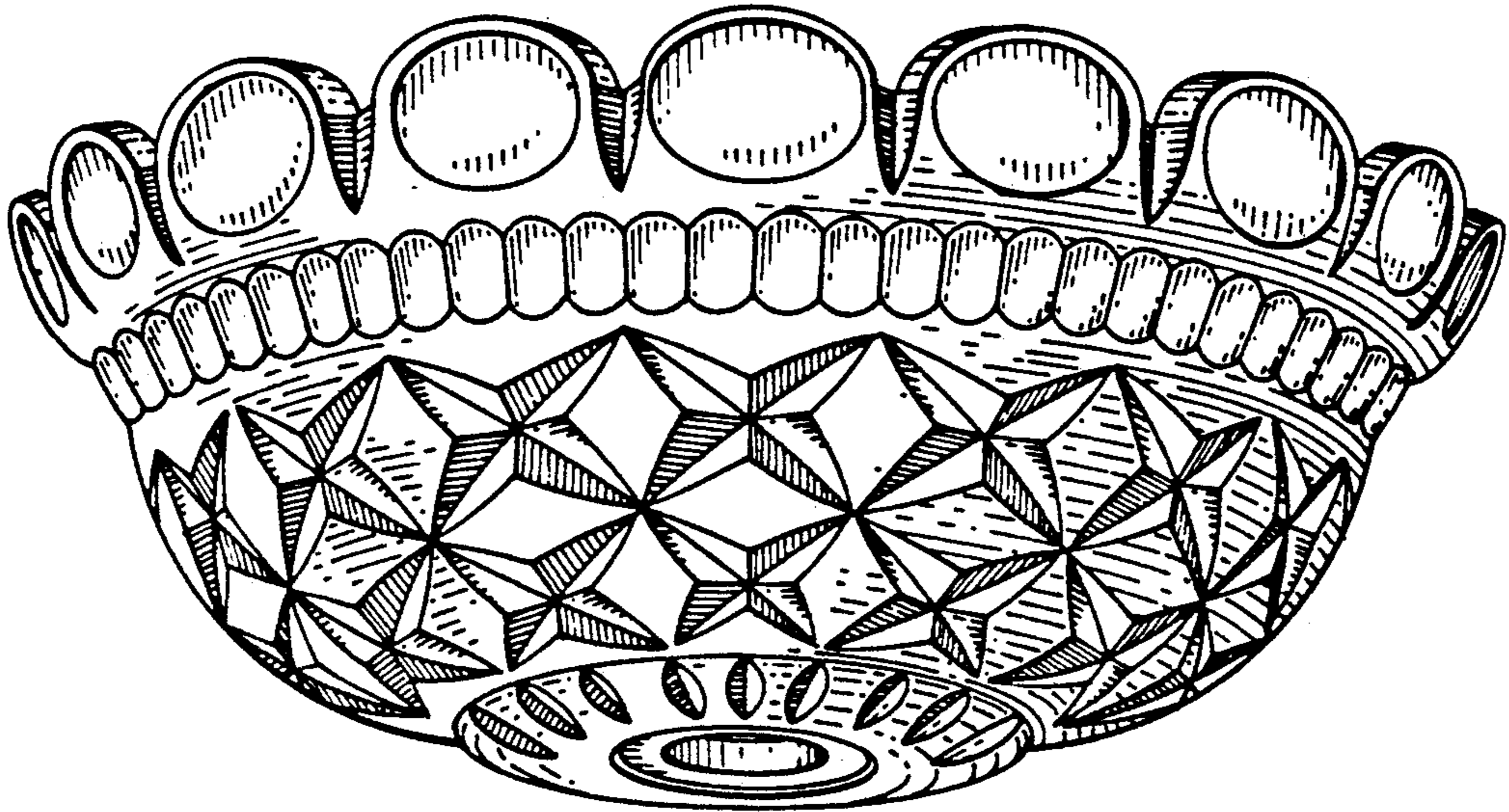


FIG. 1




FIG. 2

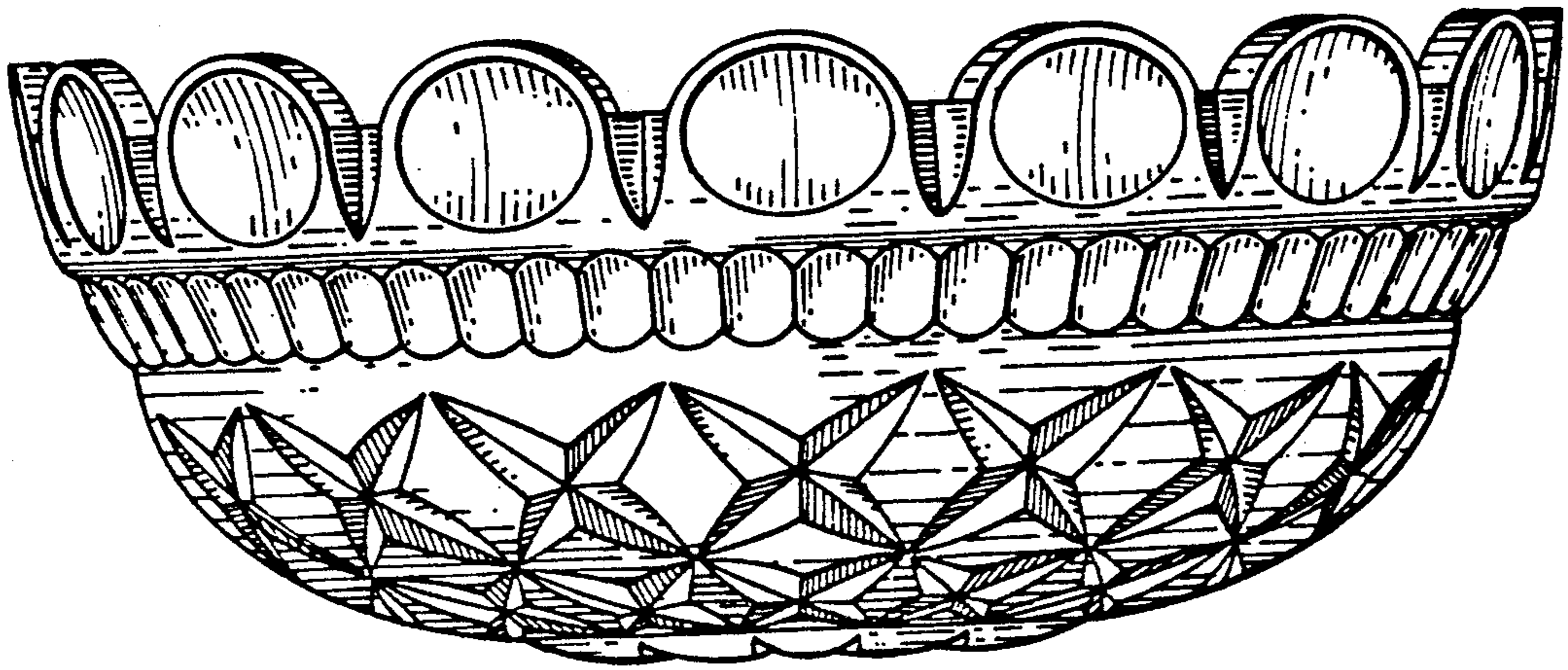


FIG. 3




FIG. 4

FIG. 5

