



US00D335706S

# United States Patent [19]

Mohajer

[11] Patent Number: Des. 335,706

[45] Date of Patent: \*\* May 18, 1993

[54] PAP SMEAR SAMPLER

[76] Inventor: Reza S. Mohajer, 3115 W. Shore Dr.,  
Orchard Lake, Mich. 48033

[\*\*] Term: 14 Years

[21] Appl. No.: 692,045

[22] Filed: Apr. 26, 1991

[52] U.S. Cl. .... D24/119; D24/133

[58] Field of Search ..... D24/133, 119; 128/756,  
128/758, 759, 757

[56] References Cited

## U.S. PATENT DOCUMENTS

D. 315,792	3/1991	Kachigian	.....	D24/119 X
3,554,185	1/1971	Kohl	.....	128/757
4,016,865	4/1977	Fredricks	.....	128/757
4,127,113	11/1978	Nollan	.....	128/756
4,384,587	5/1983	Milgrom	.....	128/757
4,620,548	11/1986	Hassebrack	.....	128/758
5,022,408	6/1991	Mohajer	.....	128/756

Primary Examiner—Stella Reid

Assistant Examiner—I. Simmons

Attorney, Agent, or Firm—Krass & Young

[57] CLAIM

The ornamental design for a pap smear sampler, as shown and described.

## DESCRIPTION

FIG. 1 is a front elevational view of a pap smear sampler, showing my new design, the rear elevational view being identical thereto;

FIG. 2 is a left side elevational view thereof;

FIG. 3 is a right side view thereof;

FIG. 4 is a bottom plan view thereof;

FIG. 5 is a top plan view thereof;


FIG. 6 is a front elevational view of a second embodiment of the pap smear sampler showing my new design, the rear elevational view being identical thereto;

FIG. 7 is a left side elevational view thereof;

FIG. 8 is a right side elevational view thereof;

FIG. 9 is a bottom plan view thereof; and,

FIG. 10 is a top plan view thereof.



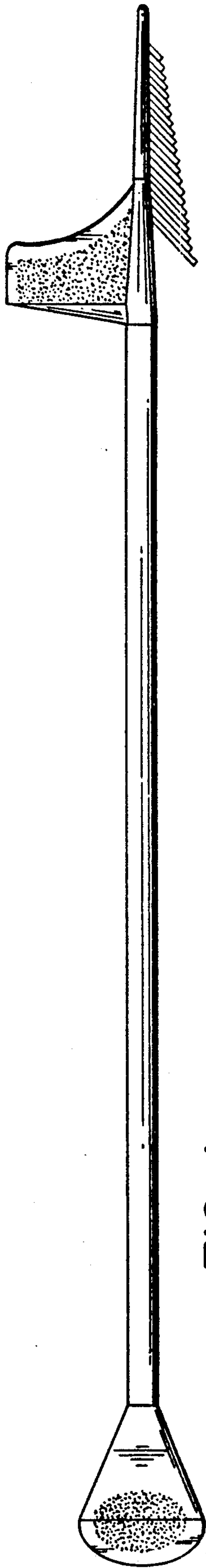


FIG-1



FIG-2



FIG-3



FIG-4




FIG-5




FIG-6



FIG-7



FIG-8



FIG-9



FIG-10