



US00D335700S

United States Patent [19]

[11] Patent Number: **Des. 335,700**

Sarnoff et al.

[45] Date of Patent: **** May 18, 1993**

[54] **COMBINED SINK STRAINER AND SCRAPER**

[75] Inventors: **Norton Sarnoff, Northbrook; Carl R. Fletcher, Kildeer, both of Ill.**

[73] Assignee: **Ensar Corporation, Wheeling, Ill.**

[**] Term: **14 Years**

[21] Appl. No.: **567,903**

[22] Filed: **Aug. 15, 1990**

[52] U.S. Cl. **D23/261**

[58] Field of Search **D23/259-261; 4/286-292; D7/667, 670, 688**

D. 284,266	6/1986	Resan	D23/260 X
D. 300,558	4/1989	Warnekros	D23/261 X
941,415	11/1909	Heatherington et al.	D7/667 X
2,641,496	6/1953	Benezet et al.	D7/688 X
3,268,920	8/1966	Beer	4/292
3,982,289	9/1976	Robbins	4/292

Primary Examiner—Wallace R. Burke
Assistant Examiner—M. H. Tung
Attorney, Agent, or Firm—Dressler, Goldsmith, Shore, Sutker & Milnamow, Ltd.

[57] CLAIM

The ornamental design for a combined sink strainer and scraper, as shown and described.

DESCRIPTION

FIG. 1 is a top plan view of a combined sink strainer and scraper showing our new design; FIG. 2 is a side elevational view thereof, the opposite side being a mirror image, shown partially for clarify of illustration; and, FIG. 3 is a bottom plan view thereof.

[56] References Cited

U.S. PATENT DOCUMENTS

23,068	2/1894	Leggett	D7/688 X
D. 255,706	7/1980	Adam	D23/261
D. 275,315	8/1984	Sarnoff et al.	D23/261
D. 278,459	4/1985	Cook	D23/261

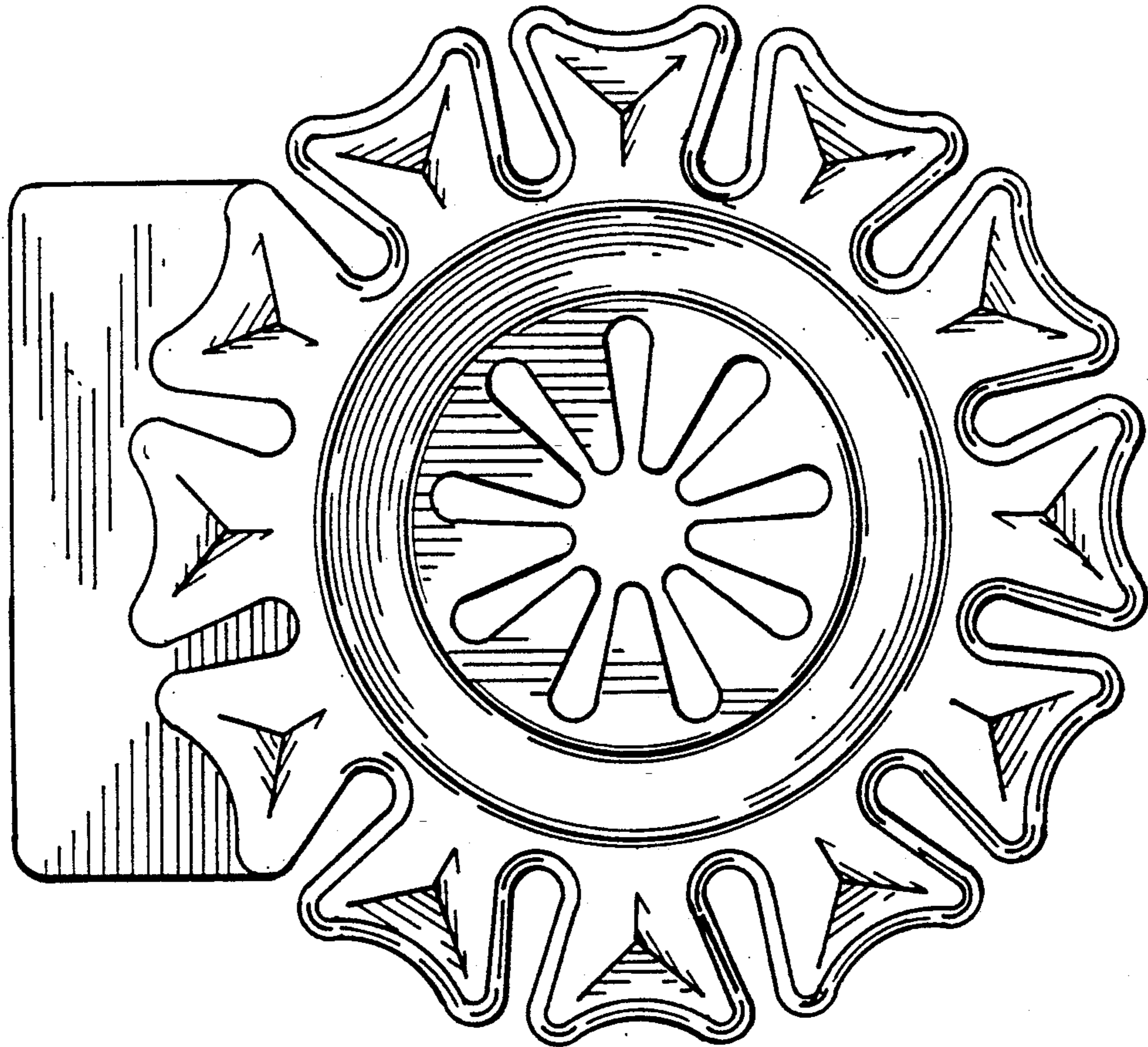


FIG. 1

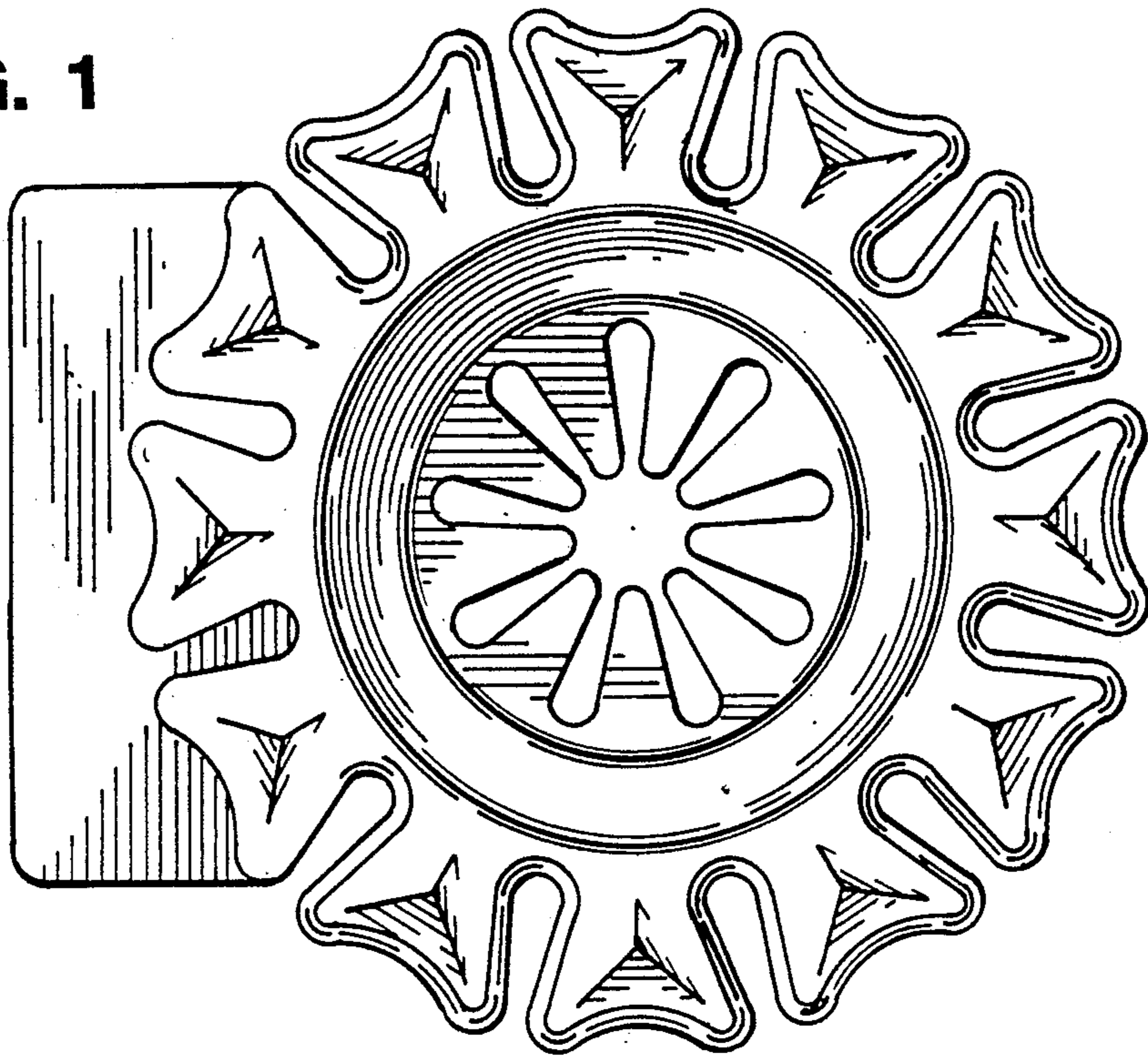


FIG. 2

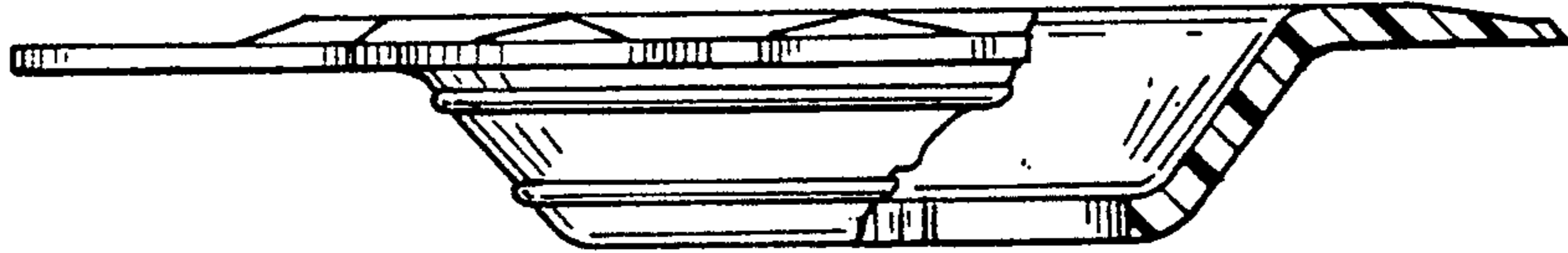


FIG. 3

