



US00D335645S

United States Patent [19]

[11] Patent Number: **Des. 335,645**

Miyoshi

[45] Date of Patent: **** May 18, 1993**

[54] **AUTOMOBILE TIRE**

[75] Inventor: **Akihiro Miyoshi, Hyogo, Japan**

[73] Assignee: **Sumitomo Rubber Industries, Ltd.,
Kobe, Japan**

[**] Term: **14 Years**

[21] Appl. No.: **761,032**

[22] Filed: **Sep. 17, 1991**

[30] **Foreign Application Priority Data**

Mar. 25, 1991 [JP] Japan 3-8349

[52] U.S. Cl. **D12/147**

[58] Field of Search **D12/136, 140, 145-151;
152/209 R, 209 B, 209 D**

[56] **References Cited**

U.S. PATENT DOCUMENTS

D. 283,996 5/1986 Kuramochi et al. D12/145

D. 301,023 5/1989 Grohman et al. D12/147

D. 311,366 10/1990 Kuroda D12/147

FOREIGN PATENT DOCUMENTS

2179510 7/1990 Japan 152/209 D

OTHER PUBLICATIONS

1989 Tread Design Guide, 850, Miller SX9000 HR (P) Tire, bottom right side of page.

"Michelin XM+S 100 (P) B-TL-R-SB-RP-60-70-8-0-M-RD." 1990 Tread Design Guide, a Bennett Garfield Publication, p. 48.

Primary Examiner—James M. Gandy
Attorney, Agent, or Firm—Cushman, Darby & Cushman

[57] **CLAIM**

The ornamental design for an automobile tire, as shown and described.

DESCRIPTION

FIG. 1 is a front perspective view of an automobile tire showing my new design, it being understood that the tread design is repeated uniformly throughout the circumference of the tire and the opposite side is the same as that shown;

FIG. 2 is a front elevational view thereof;

FIG. 3 is a top plan view thereof;

FIG. 4 is a side elevational view thereof; and,

FIG. 5 is an enlarged fragmentary front elevational view thereof.



FIG. 1




FIG. 2




FIG. 3




FIG. 4

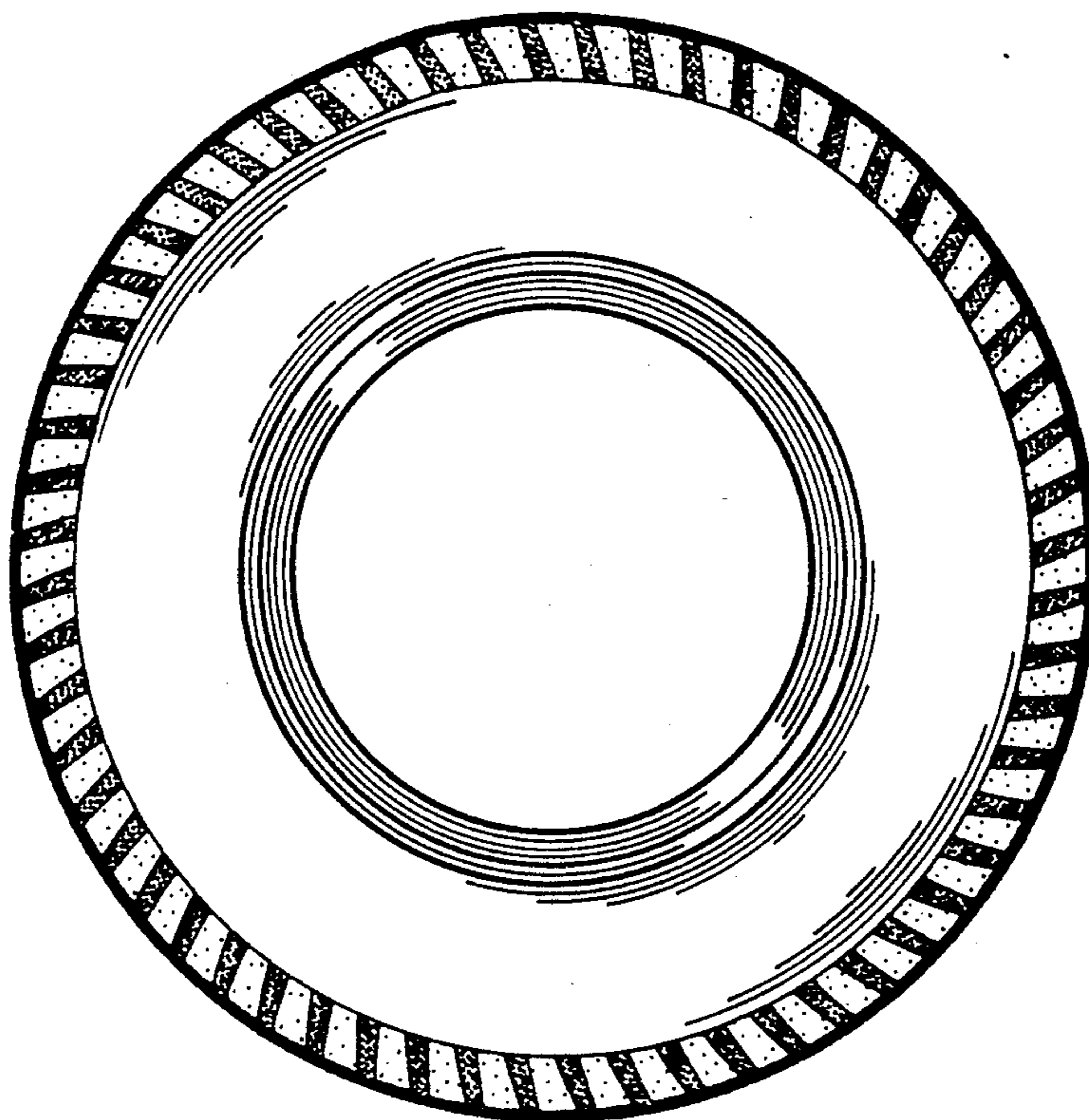


FIG. 5

