



US00D335644S

United States Patent [19]

[11] Patent Number: **Des. 335,644**

Miyoshi

[45] Date of Patent: **** May 18, 1993**

[54] **AUTOMOBILE TIRE**

5,135,038 8/1992 Graas et al. 152/209 R

[75] Inventor: **Akihiro Miyoshi, Hyogo, Japan**

OTHER PUBLICATIONS

[73] Assignee: **Sumitomo Rubber Industries, Ltd., Kobe, Japan**

"Ohtsu Falken FK-06U (P) B-TL-P-NB-SB-RP-6-0-M-RD." 1990 Tread Design Guide, a Bennett Garfield Publication, p. 54.

[**] Term: **14 Years**

Primary Examiner—James M. Gandy

[21] Appl. No.: **761,033**

Attorney, Agent, or Firm—Cushman, Darby & Cushman

[22] Filed: **Sep. 17, 1991**

[57] CLAIM

[30] Foreign Application Priority Data

The ornamental design for an automobile tire, as shown and described.

Mar. 25, 1991 [JP] Japan 3-8348

DESCRIPTION

[52] U.S. Cl. **D12/147**

[58] Field of Search **D12/136, 140, 146-151; 152/209 R, 209 B, 209 D**

FIG. 1 is a front perspective view of an automobile tire showing my new design, it being understood that the tread design is repeated uniformly throughout the circumference of the tire and the opposite side is the same as that shown;

[56] References Cited

U.S. PATENT DOCUMENTS

- D. 292,083 9/1987 Ozawa D12/147
- D. 301,023 5/1989 Grohman et al. D12/147
- D. 311,366 10/1990 Kuroda D12/147
- D. 329,033 9/1992 Maxwell D12/147
- 5,078,190 1/1992 Wissbrock et al. D12/147

FIG. 2 is a front elevational view thereof;

FIG. 3 is a top plan view thereof;

FIG. 4 is a side elevational view thereof; and,

FIG. 5 is an enlarged fragmentary front elevational view thereof.



FIG. 1




FIG. 2




FIG. 3




FIG. 4

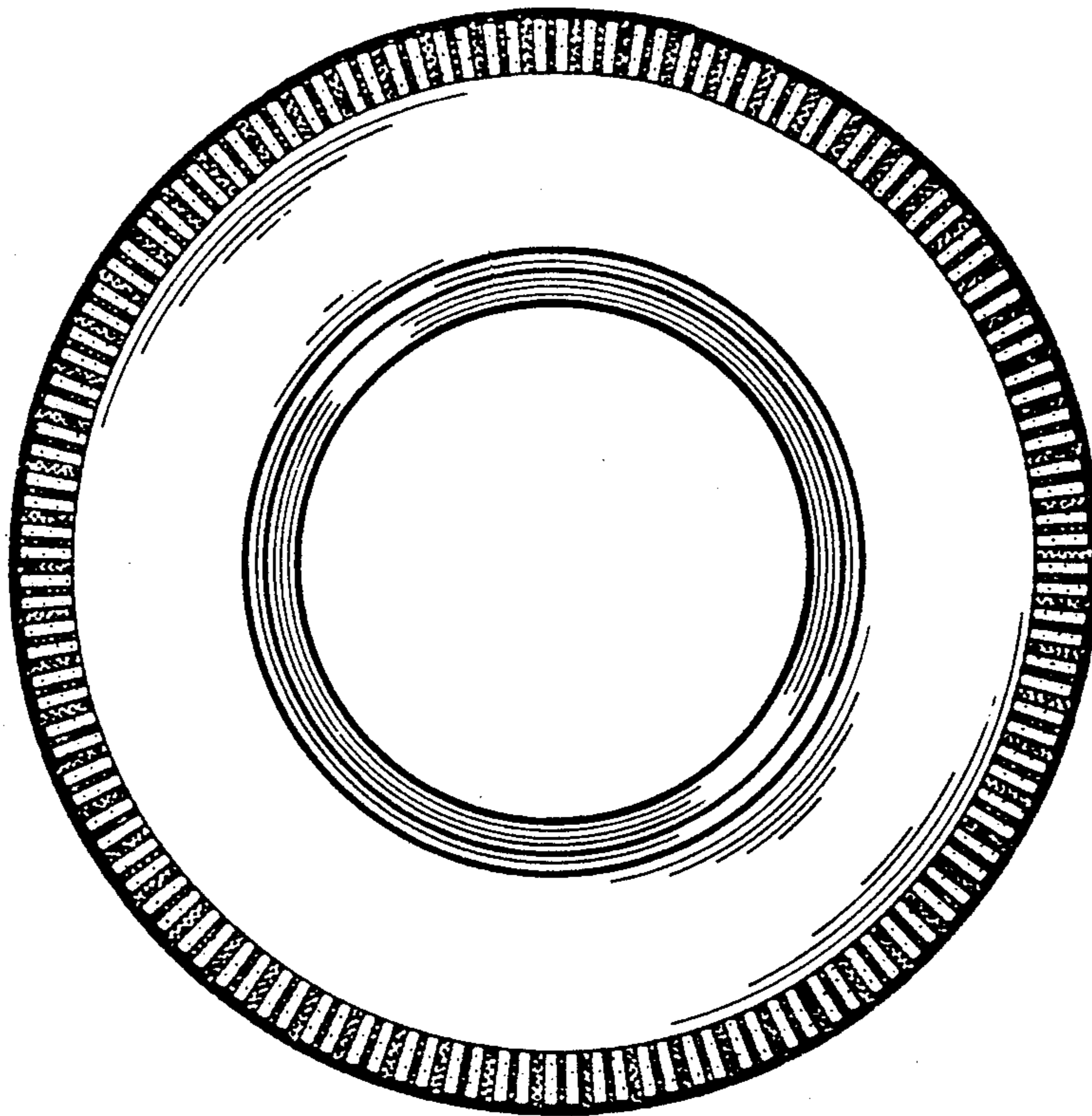


FIG. 5

