



US00D335643S

**United States Patent** [19]  
**Hino**

[11] **Patent Number: Des. 335,643**

[45] **Date of Patent: \*\* May 18, 1993**

[54] **AUTOMOBILE TIRE**

[75] **Inventor: Hidehiko Hino, Hyogo, Japan**

[73] **Assignee: Sumitomo Rubber Industries, Ltd.,  
Kobe, Japan**

[\*\*] **Term: 14 Years**

[21] **Appl. No.: 694,037**

[22] **Filed: May 1, 1991**

[30] **Foreign Application Priority Data**

Nov. 1, 1990 [JP] Japan ..... 2-36779

[52] **U.S. Cl. .... D12/147**

[58] **Field of Search ..... D12/136-138,  
D12/140, 145-151; 152/209 R, 209 B, 209 D**

[56] **References Cited**

**U.S. PATENT DOCUMENTS**

- D. 284,178 6/1986 Kawabata et al. .... D12/147
- D. 328,583 8/1992 Graas et al. .... D12/147
- 5,105,864 4/1992 Watanabe et al. .... D12/147

**FOREIGN PATENT DOCUMENTS**

95912 4/1989 Japan ..... 152/209 R

**OTHER PUBLICATIONS**

“Semperit Direction (P) B-TL-R-NB-SB-RP-45-5-0-55-60-65-M-RD” 1990 Tread Design Guide, a Bennett Garfield Publication, p. 63.

*Primary Examiner*—James M. Gandy  
*Attorney, Agent, or Firm*—Cushman, Darby & Cushman

[57] **CLAIM**

The ornamental design for an automobile tire, as shown and described.

**DESCRIPTION**


FIG. 1 is a front perspective view of an automobile tire showing my new design, it being understood that the tread design is repeated uniformly throughout the circumference of the tire and the opposite side is the same as that shown;

FIG. 2 is a front elevational view thereof;


FIG. 3 is a rear elevational view thereof;

FIG. 4 is a side elevational view thereof; and,


FIG. 5 is an enlarged fragmentary front elevational view thereof.




*FIG. 1*



*FIG. 2*




*FIG. 3*





*FIG. 4*



*FIG. 5*

