



US00D335638S

# United States Patent [19]

[11] Patent Number: Des. 335,638

Butler

[45] Date of Patent: \*\* May 18, 1993

[54] EXPANSION BRACELET

D. 289,502 4/1987 Woomer .

[75] Inventor: George T. Butler, Warwick, R.I.

D. 291,973 9/1987 Doi ..... D10/35

[73] Assignee: Textron Inc., Providence, R.I.

D. 313,840 1/1991 Bonnet .

[\*\*] Term: 14 Years

### OTHER PUBLICATIONS

Hong Kong Enterprise G-1991 p. 84 lower ctr. of page.

[21] Appl. No.: 895,820

Primary Examiner—A. Hugo Word

[22] Filed: Jun. 5, 1992

Assistant Examiner—R. Seifert

[52] U.S. Cl. .... D11/19; D11/3; D11/25

Attorney, Agent, or Firm—Samuels, Gauthier & Stevens

[58] Field of Search ..... D11/1-18, D11/20-25, 93-94, 87; 63/26, 1.1-11; 59/78-82, 84, 90-92; D10/30-39

### [57] CLAIM

The ornamental design for an expansion bracelet, as shown and described.

### [56] References Cited

### DESCRIPTION

#### U.S. PATENT DOCUMENTS

FIG. 1 is a top plan view of an expansion bracelet showing my new design;

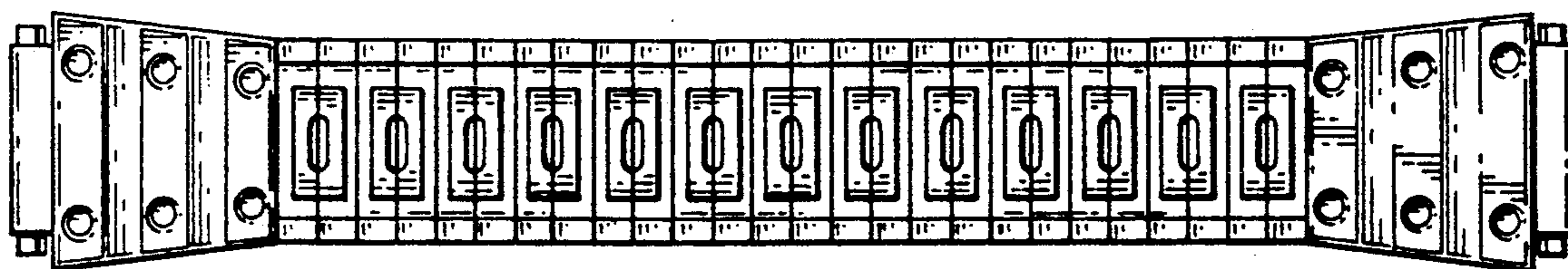
FIG. 2 is a bottom plan view thereof with the central portion removed for ease of illustration;

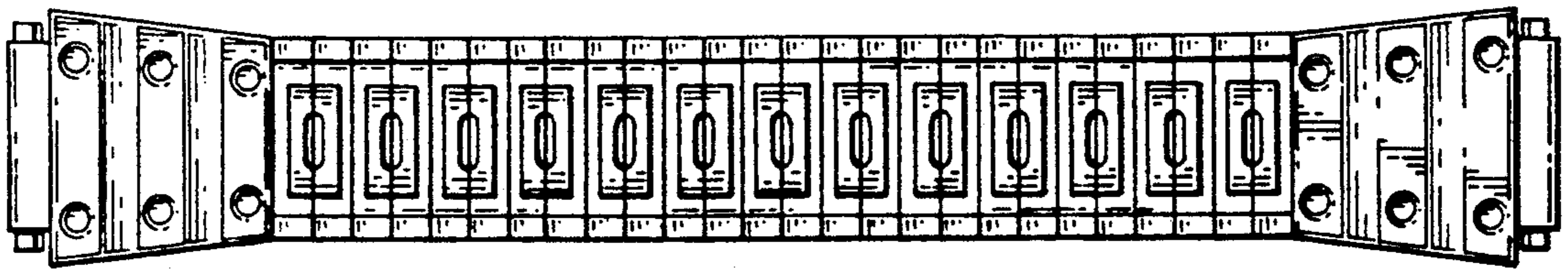
FIG. 3 is a side elevational view thereof;

FIG. 4 is an end elevational view thereof; and,

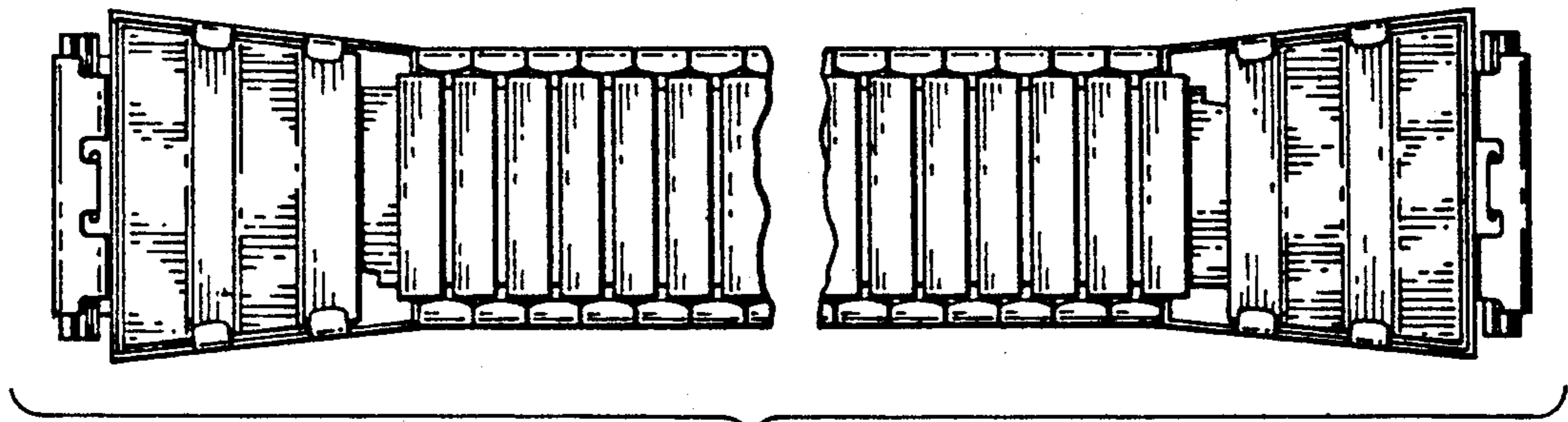
FIG. 5 is a partial enlarged top plan view showing several adjacent top shells thereof.

- D. 156,744 1/1950 Kent .
- D. 224,981 10/1972 Poon ..... D11/25
- D. 248,740 8/1978 Harris ..... D11/19
- D. 249,251 9/1978 Cowan ..... D11/19
- D. 264,945 6/1982 Pennell .

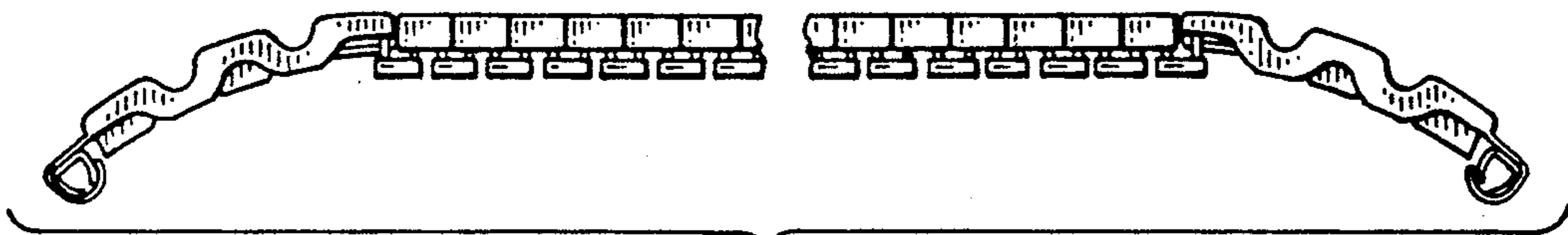





*FIG. 1*



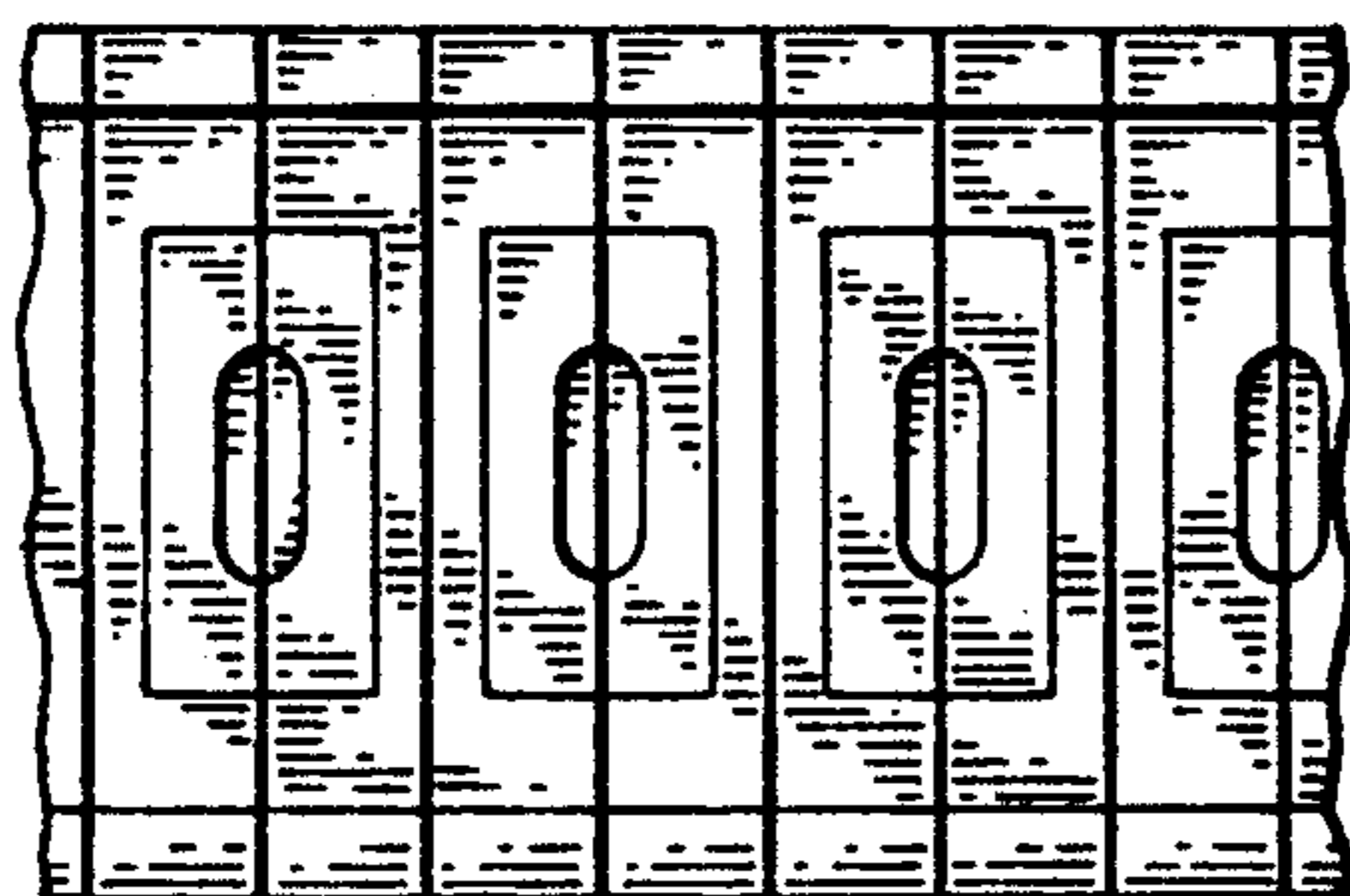
*FIG. 2*



*FIG. 3*



*FIG. 4*



*FIG. 5*