



US00D335634S

United States Patent [19]

[11] Patent Number: **Des. 335,634**

Yau

[45] Date of Patent: **** May 18, 1993**

[54] INCLINATION MEASURING INSTRUMENT

[75] Inventor: **Tang K. Yau, Kowloon, Hong Kong**

[73] Assignee: **Techtronic Industries Co. Ltd., New Territories, Hong Kong**

[**] Term: **14 Years**

[21] Appl. No.: **645,283**

[22] Filed: **Jan. 24, 1991**

[52] U.S. Cl. **D10/65; D10/71**

[58] Field of Search **D10/60, 62, 65, 70, D10/71; 33/335, 336, 337, 471, 483-500**

[56] References Cited

U.S. PATENT DOCUMENTS

D. 306,980	4/1990	Pivovaroff	D10/65
978,525	12/1910	Werts	D10/65 X
4,394,801	7/1983	Thibadeaux	33/496
4,442,606	4/1984	Graham et al.	33/471 X
4,513,512	4/1985	Fisher	33/495 X
4,660,293	4/1987	Kovacs	33/495 X
4,745,689	5/1988	Hiltz	33/471 X

OTHER PUBLICATIONS

Hong Kong Enterprise, Time Ruler Calculators, Nov. 1987, p. 328, found in D10/62 Design Art Library.

Primary Examiner—Alan P. Douglas

Assistant Examiner—Antoine D. Davis

Attorney, Agent, or Firm—Majestic, Parsons, Siebert & Hsue

[57] CLAIM

The ornamental design for an inclination measuring instrument, as shown and described.

DESCRIPTION

FIG. 1 is a front elevational view of an inclination measuring instrument showing my new design;

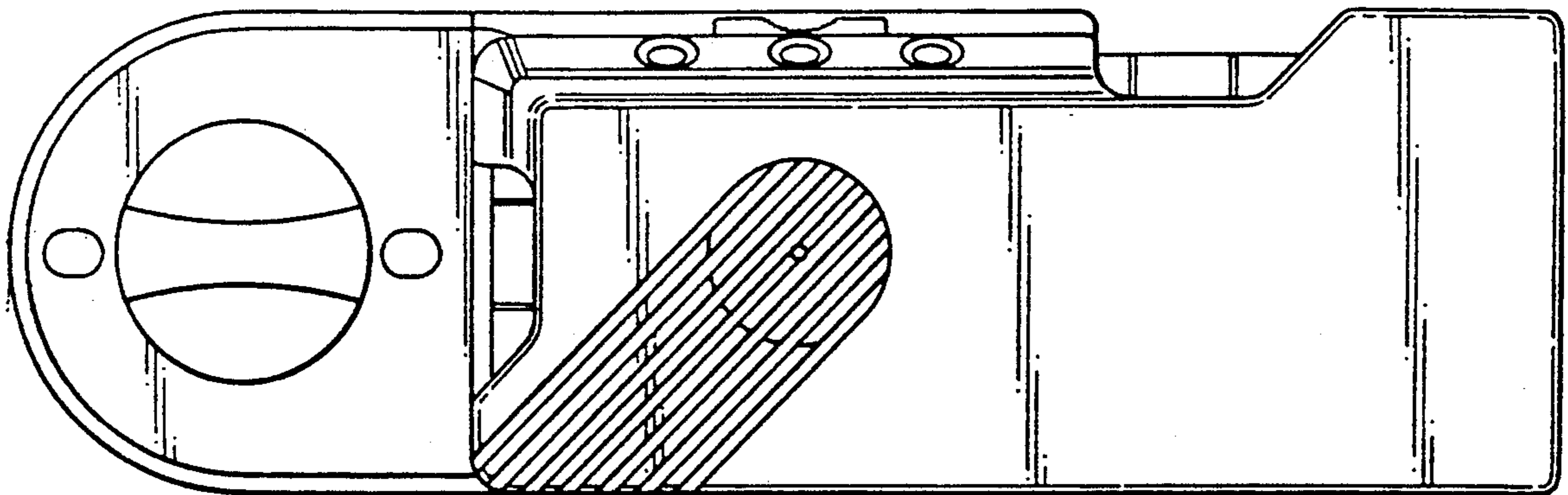
FIG. 2 is a bottom plan view;

FIG. 3 is a top plan view;

FIG. 4 is a right side elevational view;

FIG. 5 is a left side elevational view; and,

FIG. 6 is a front elevational view thereof, shown with the ruler element in an alternate condition of use.






FIG. 1




FIG. 2




FIG. 3

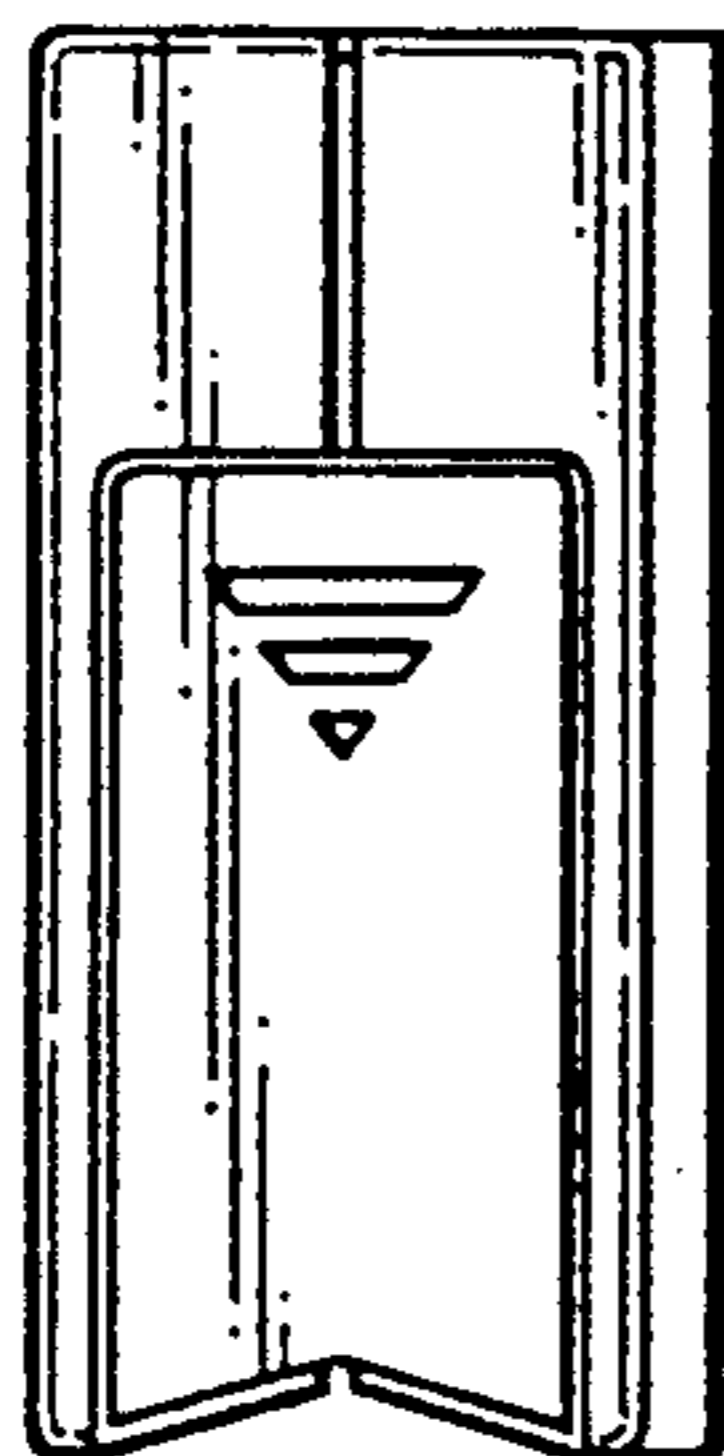


FIG. 4

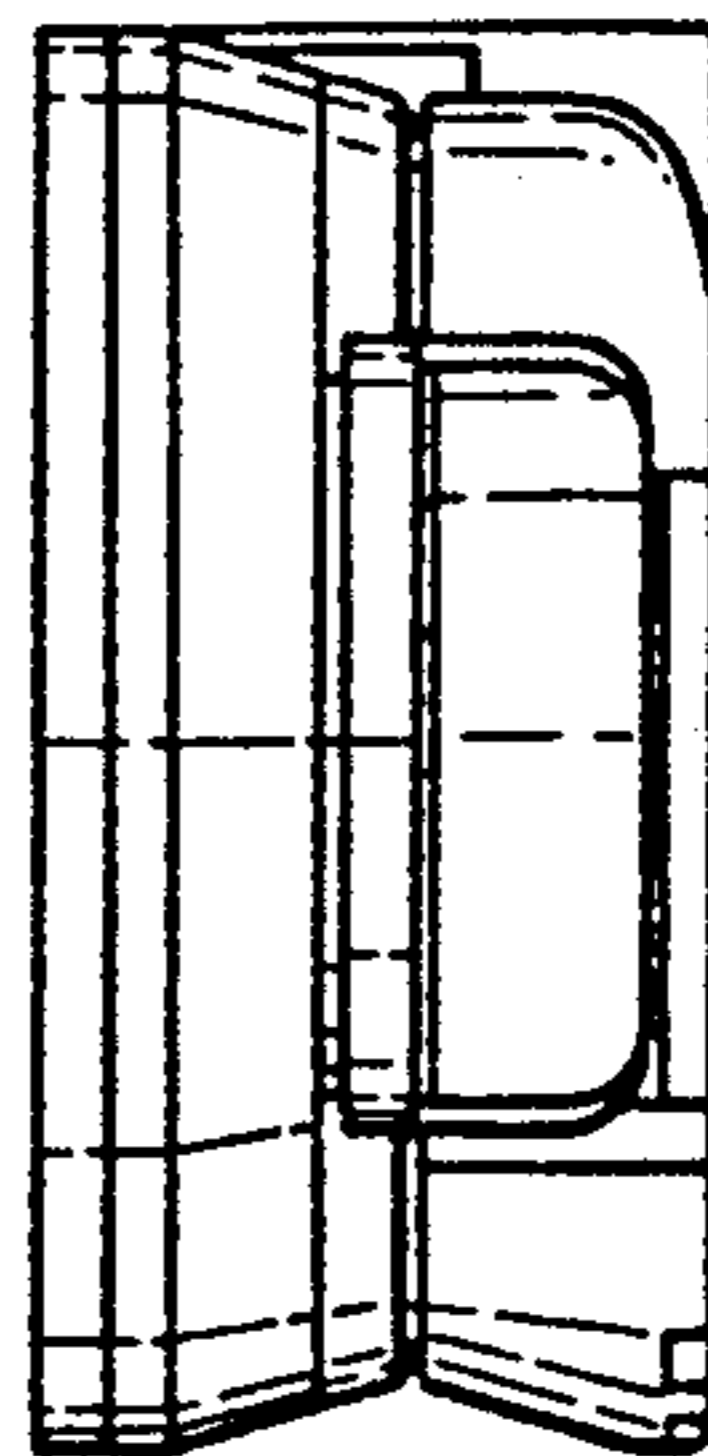


FIG. 5

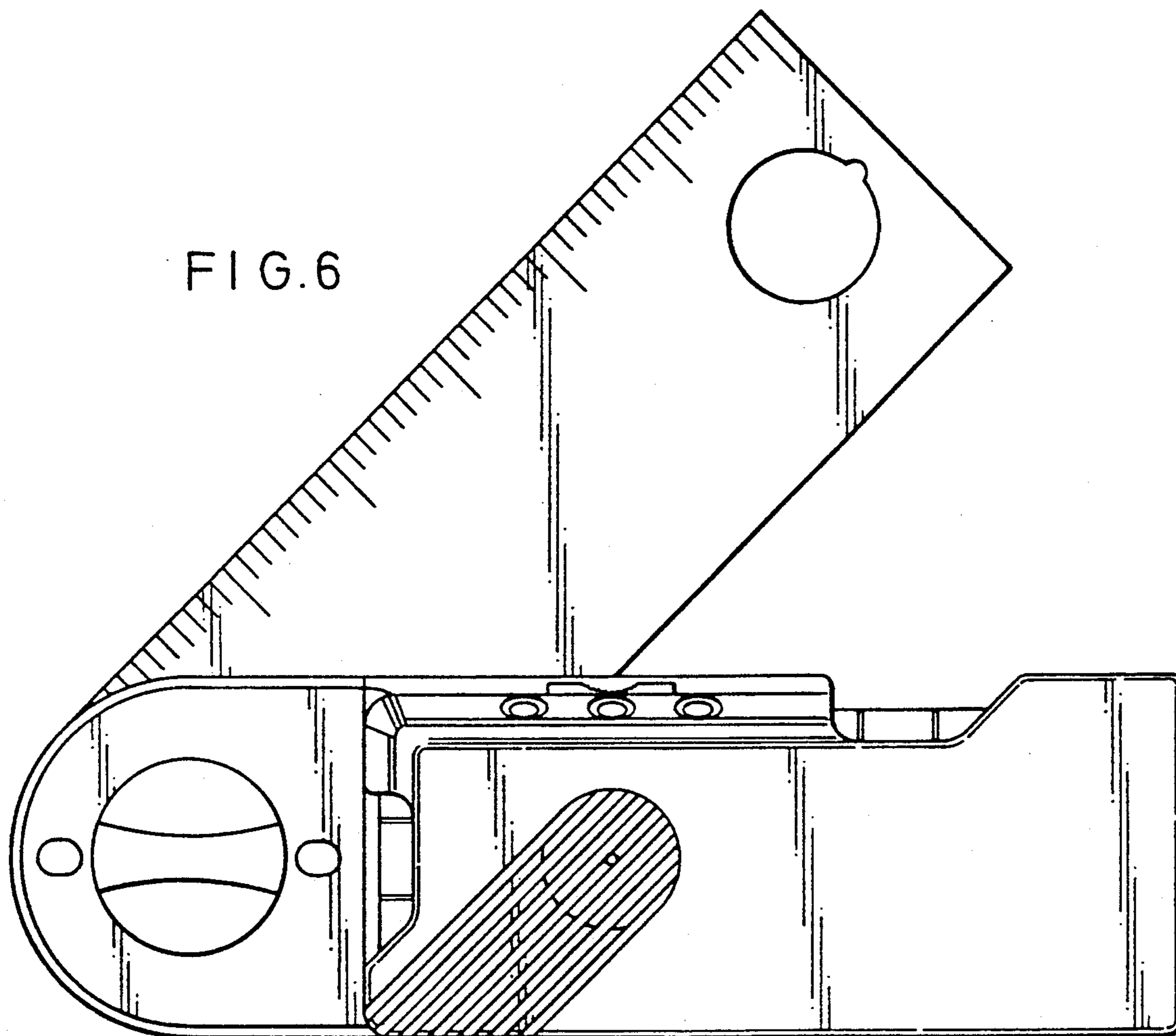


FIG. 6