



US00D335627S

United States Patent [19]
Harris

[11] **Patent Number: Des. 335,627**
[45] **Date of Patent: ** May 18, 1993**

[54] **HANDLE WITH STRAIGHT LEG**

[56] **References Cited**

U.S. PATENT DOCUMENTS

[76] **Inventor: Rolf Harris, Highlands, Fishery Road, Bray-on-Thames, Berkshire, England**

D. 194,834	3/1963	Parka et al.	D8/107 X
D. 303,339	9/1989	Allen et al.	D8/1
D. 317,843	7/1991	Gagnon	D9/434 X
D. 327,614	7/1992	Banks et al.	D8/107 X
3,005,651	10/1961	Flaker	294/26
3,592,500	7/1971	Setzler	294/164 X
4,120,216	10/1978	Goldberg	294/26 X
4,955,650	9/1990	Davey	294/26

[**] **Term: 14 Years**

Primary Examiner—Bernard Ansher
Assistant Examiner—Dominic Simone
Attorney, Agent, or Firm—Gunn, Lee & Miller

[21] **Appl. No.: 657,551**

[22] **Filed: Feb. 19, 1991**

[57] **CLAIM**

The ornamental design of a handle with straight leg, as shown and described.

[30] **Foreign Application Priority Data**

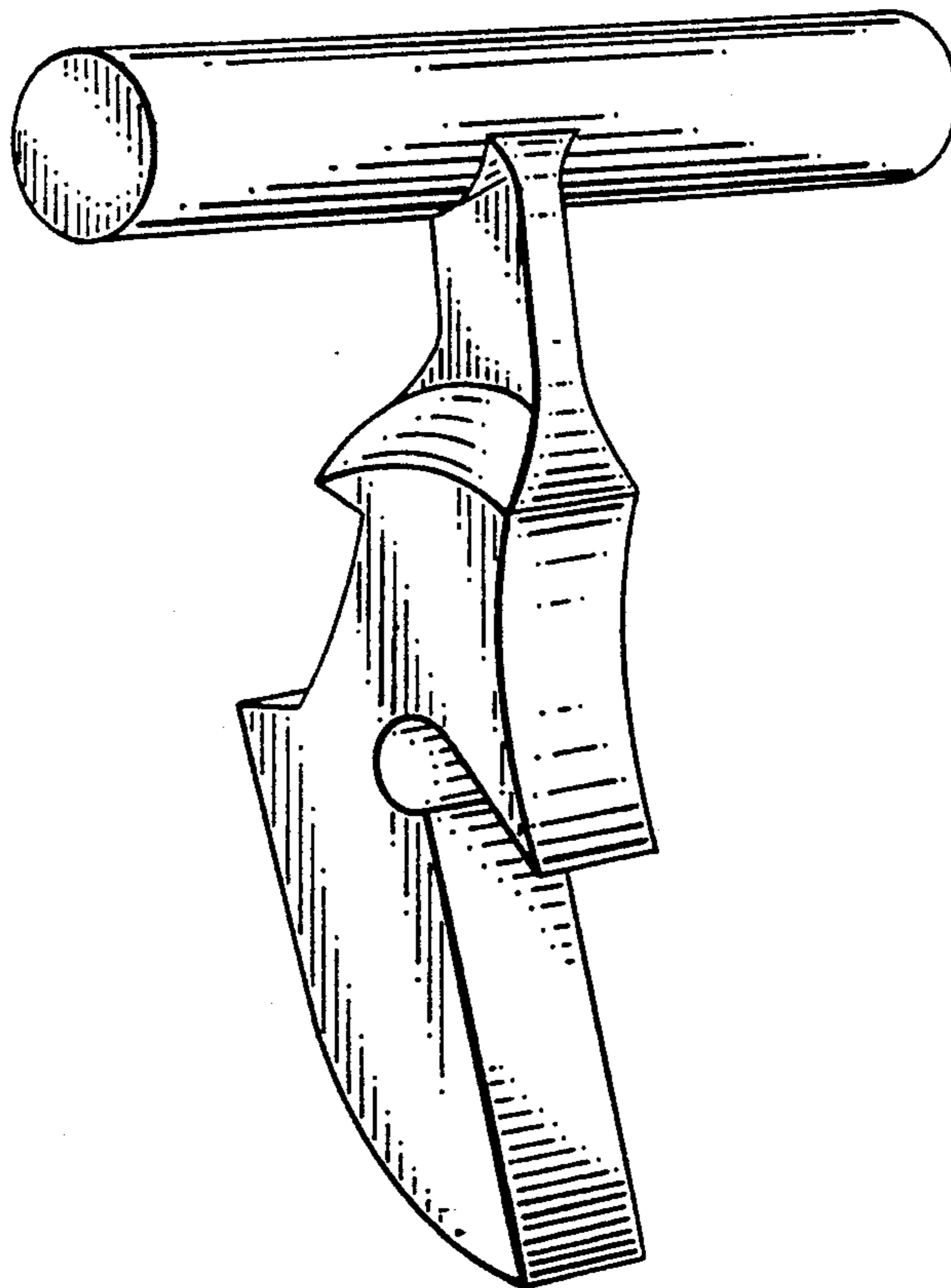
Aug. 16, 1990 [GB] United Kingdom 2009052

[52] **U.S. Cl.** D9/455; D8/107; D9/434

[58] **Field of Search** D9/434, 455, 499; D8/107, 1; 294/26, 143, 146, 153, 164, 86.4; 220/696, 699-701, 737, 94 R, 96

DESCRIPTION

FIG. 1 is a front left perspective view of a handle with straight leg showing my new design; FIG. 2 is a rear, left side perspective view thereof; and, FIG. 3 is a right side elevation view thereof.



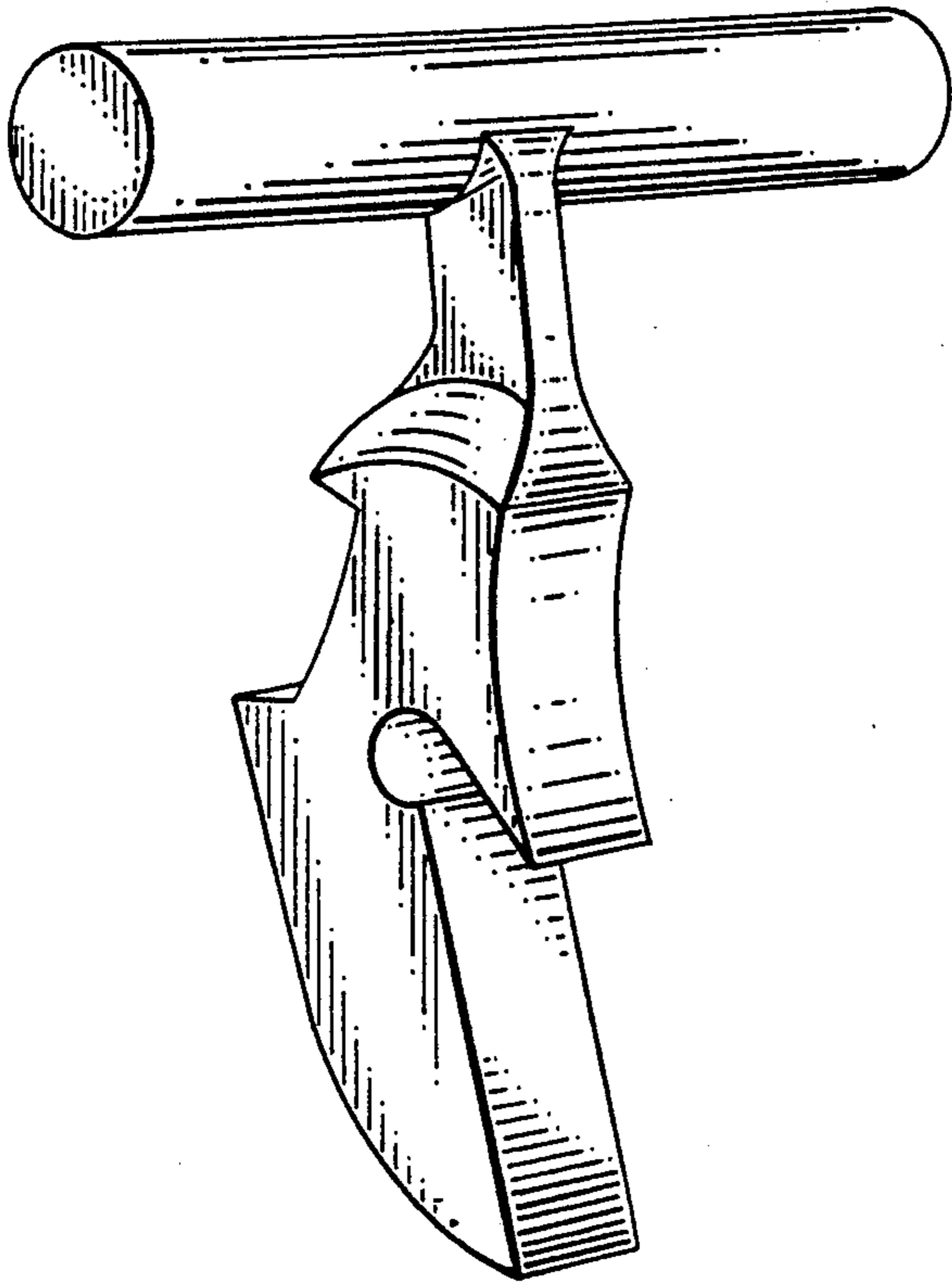


FIG. 1




FIG. 2

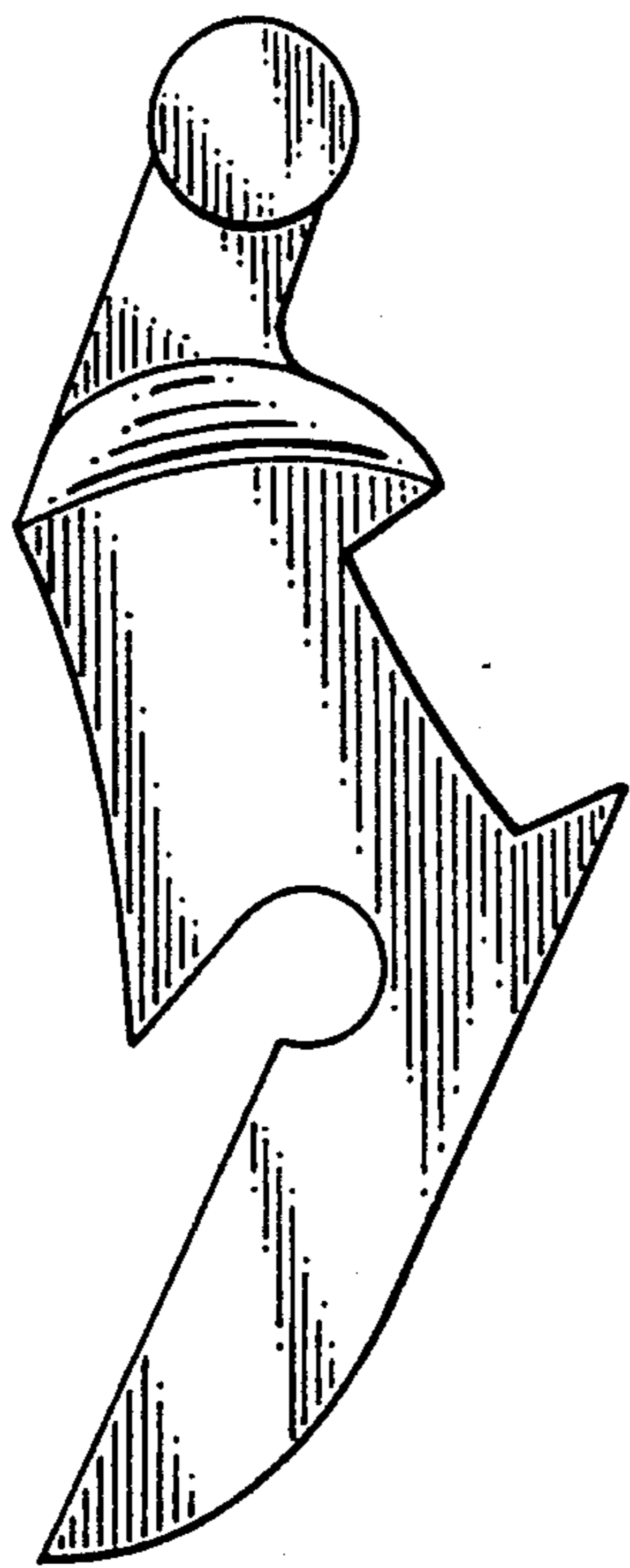


FIG. 3