



US00D335606S

United States Patent [19]

Budassi

[11] Patent Number: Des. 335,606

[45] Date of Patent: ** May 18, 1993

[54] TABLE PLACE MAT

[76] Inventor: Stephen P. Budassi, 752 Roebling Ave., Trenton, N.J. 08611

[**] Term: 14 Years

[21] Appl. No.: 617,050

[22] Filed: Nov. 19, 1990

[52] U.S. Cl. D6/616

[58] Field of Search D6/613, 616; D11/165, D11/167; 108/90

[56] References Cited

U.S. PATENT DOCUMENTS

D. 260,870	9/1981	Chaskin	D11/167
D. 273,576	4/1984	Millan-Perichon	D11/167
4,617,215	10/1986	Telesco	D6/616

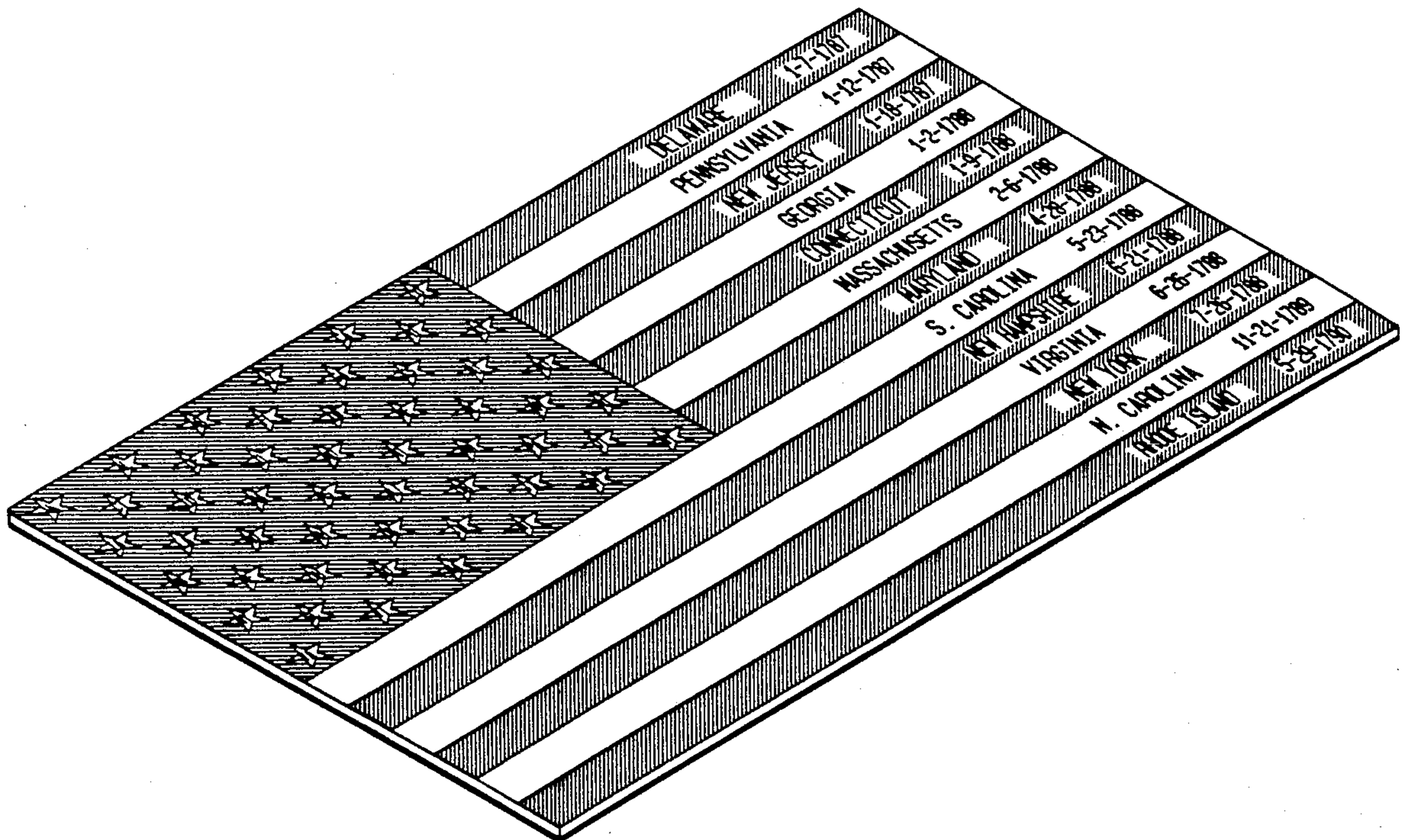
Primary Examiner—Wallace R. Burke
Assistant Examiner—Lisa Lichtenstein

[57] CLAIM

The ornamental design for a table place mat, as shown and described.

DESCRIPTION

FIG. 1 is a top, side and end perspective view of a table place mat showing my new design;
FIG. 2 is a bottom plan view thereof on a reduced scale;
FIG. 3 is a side elevational view thereof, on a reduced scale, the opposite side being a mirror image of that shown; and,
FIG. 4 is an end elevational view thereof, on a reduced scale, the opposite end being a mirror image of that shown.



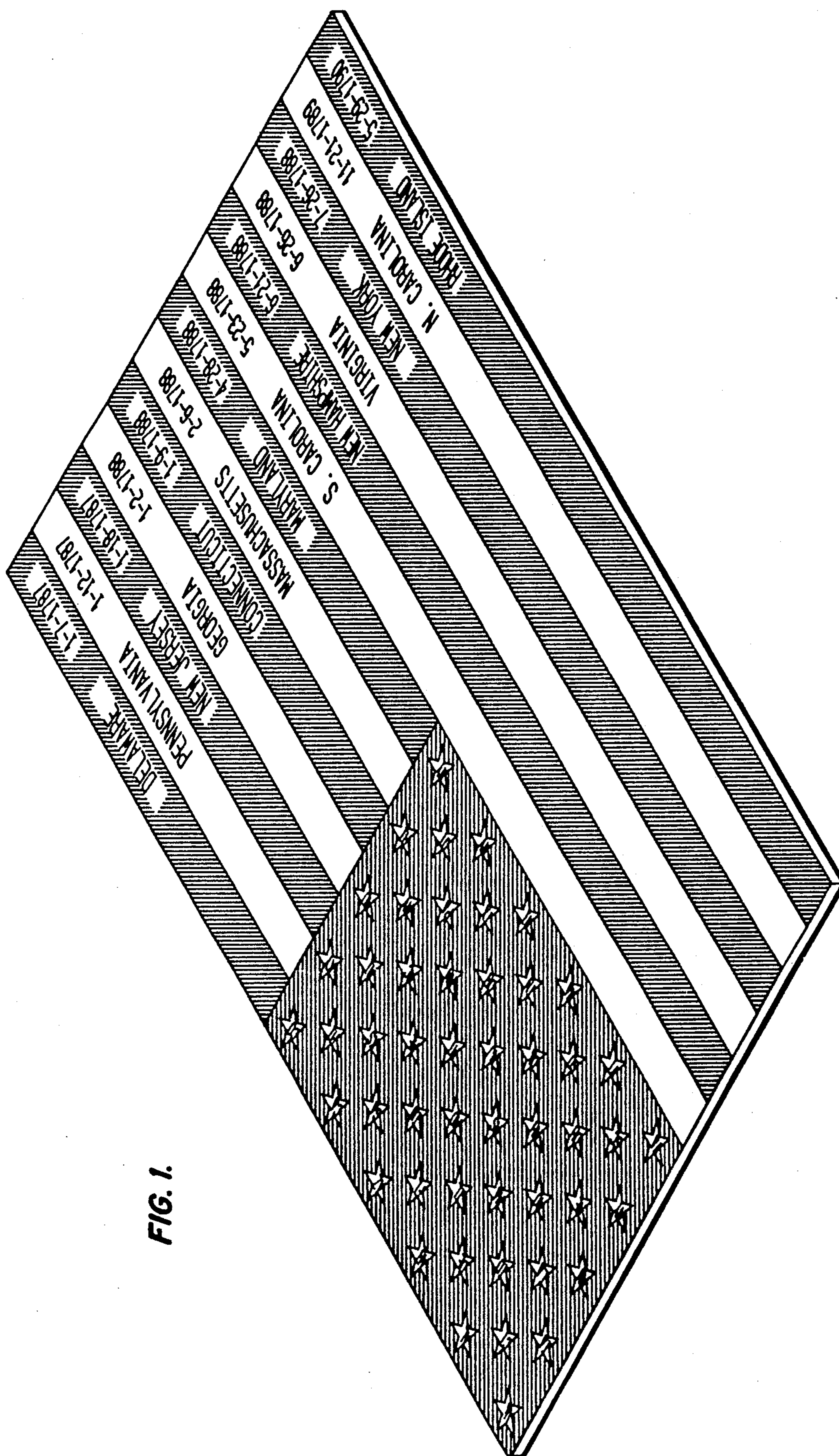


FIG. 1.

FIG. 2.

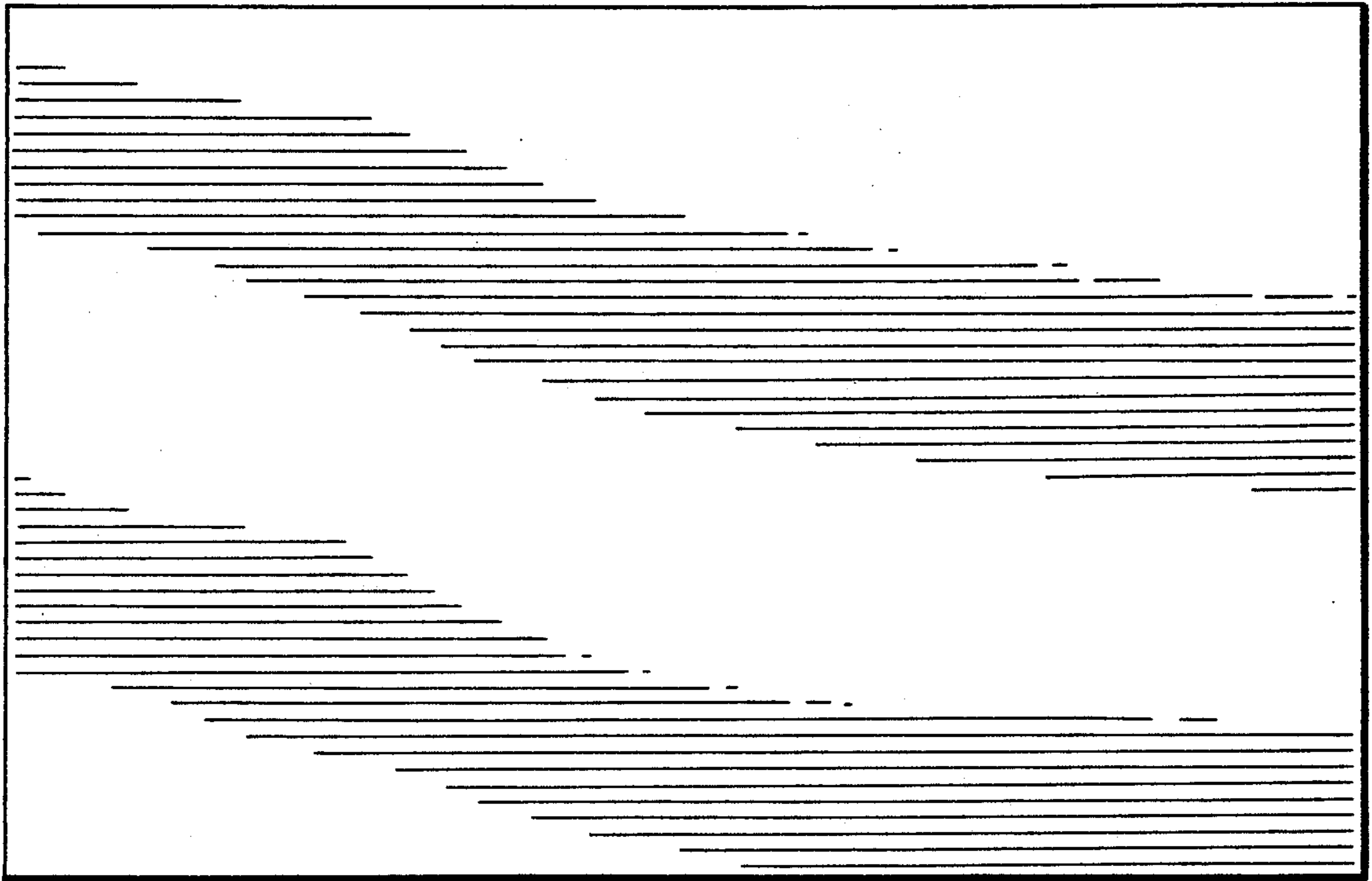



FIG. 3.



FIG. 4.



FIG. 5

		DELAWARE	1-7-1787
		PENNSYLVANIA	1-12-1787
		NEW JERSEY	1-18-1787
		GEORGIA	1-2-1787
		CONNECTICUT	1-9-1788
		MASSACHUSETTS	2-6-1788
		MARYLAND	4-28-1788
		S. CAROLINA	5-23-1788
		NEW HAMPSHIRE	6-21-1788
		VIRGINIA	6-26-1788
		NEW YORK	7-26-1788
		N. CAROLINA	11-21-1789
		RHODE ISLAND	5-29-1790

UNITED STATES PATENT AND TRADEMARK OFFICE
CERTIFICATE OF CORRECTION

PATENT NO. : Des. 335,606
DATED : May 18, 1993
INVENTOR(S) : Budassi

Page 1 of 4

It is certified that error appears in the above-identified patent and that said Letters Patent is hereby corrected as shown below:

The title page, showing an illustrative figure, should be deleted and substitute therefor the attached title page.

On the title page, after Fig. 4 insert description of Fig. 5 to read --Fig. 5 is a top plan view thereof--.

In the drawings, sheet 1 consisting of Fig. 1, should be deleted to be replaced with the corrected Fig. 1, as shown on the attached page.

Add the Drawing Sheet 5, consisting of FIG. 5 as shown on the attached pages.

Signed and Sealed this

Twenty-sixth Day of December, 1995



Attest:

BRUCE LEHMAN

Attesting Officer

Commissioner of Patents and Trademarks

United States Patent [19]
Budassi

[11] Patent Number: Des. 335,606

[45] **Date of Patent: ** May 18, 1993**

[54] TABLE PLACE MAT

[76] Inventor: **Stephen P. Budassi, 752 Roebling Ave., Trenton, N.J. 08611**

[] Term: 14 Years**

[21] Appl. No.: 617,050

[22] Filed: Nov. 19, 1990

[52] U.S. Cl. D6/616

[58] Field of Search D6/613, 616; D11/165,
D11/167; 108/90

[56] References Cited

U.S. PATENT DOCUMENTS

D. 260,870	9/1981	Chaskin	D11/167
D. 273,576	4/1984	Millan-Perichon	D11/167
4,617,215	10/1986	Telesco	D6/616

Primary Examiner—Wallace R. Burke

Assistant Examiner—Lisa Lichtenstein

[57] CLAIM

The ornamental design for a table place mat, as shown and described.

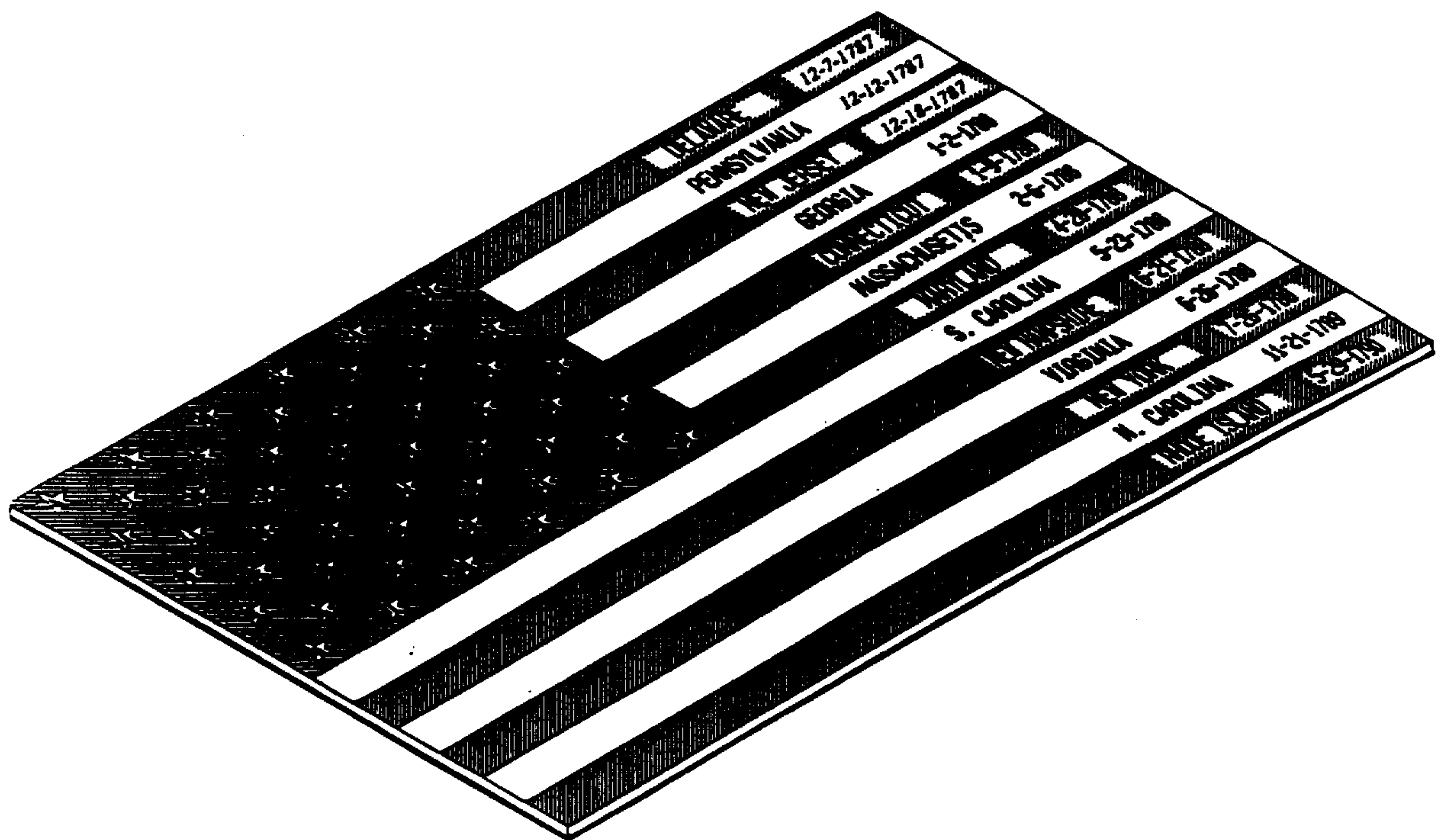
DESCRIPTION

FIG. 1 is a top, side and end perspective view of a table place mat showing my new design;

FIG. 2 is a bottom plan view thereof on a reduced scale:

FIG. 3 is a side elevational view thereof, on a reduced scale, the opposite side being a mirror image of that shown; and,

FIG. 4 is an end elevational view thereof, on a reduced scale, the opposite end being a mirror image of that shown.



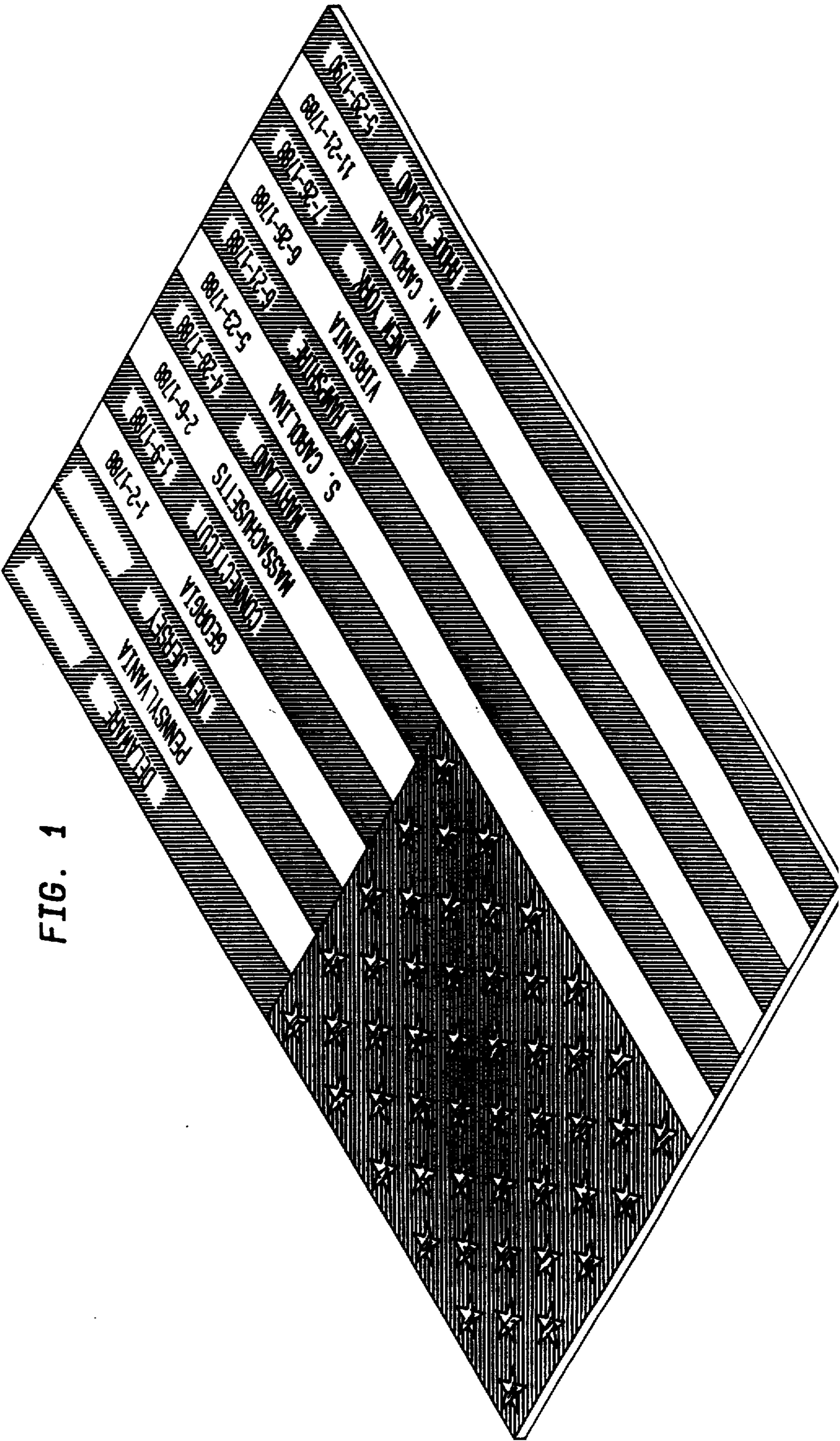


FIG. 1

FIG. 5

