



US00D335587S

United States Patent [19]

[11] Patent Number: **Des. 335,587**

Backer

[45] Date of Patent: **** May 18, 1993**

- [54] SEAT
- [75] Inventor: **Leonard J. Backer, Plantation, Fla.**
- [73] Assignee: **Loewenstein, Inc., Pompano Beach, Fla.**
- [**] Term: **14 Years**
- [21] Appl. No.: **894,781**
- [22] Filed: **Jun. 3, 1992**
- [52] U.S. Cl. **D6/379; D6/334**
- [58] Field of Search **D6/334, 374, 375, 379, D6/380, 500, 501, 502; 297/418, 419, 445**

D. 321,098 10/1991 Toffoloni D6/379

OTHER PUBLICATIONS

Interiors, Jan. 1981, p. 29, chair shown.
 Interior Design, Feb. 1989, p. 81, chair in center.
 Krug, Apr. 1989, front cover, chair at upper right.
 Interiors, May 1989, p. 111, chair at mid-page right.

Primary Examiner—Alan P. Douglas
Assistant Examiner—Gary D. Watson
Attorney, Agent, or Firm—Rhodes, Coats & Bennett

[56] **References Cited**
U.S. PATENT DOCUMENTS


- D. 93,967 12/1934 Brower D6/379
- D. 183,768 10/1958 Robinson D6/379
- D. 298,190 10/1988 Komai et al. D6/379 X
- D. 308,305 6/1990 Snodgrass D6/379
- D. 312,005 11/1990 Snodgrass D6/379
- D. 320,517 10/1991 Snodgrass D6/501

[57] CLAIM

The ornamental design for a seat, as shown and described.

DESCRIPTION

FIG. 1 is a front perspective view of a seat showing my new design;
 FIG. 2 is a front elevational view thereof;
 FIG. 3 is a side elevational view thereof;
 FIG. 4 is a rear elevational view thereof; and,
 FIG. 5 is a top plan view thereof.



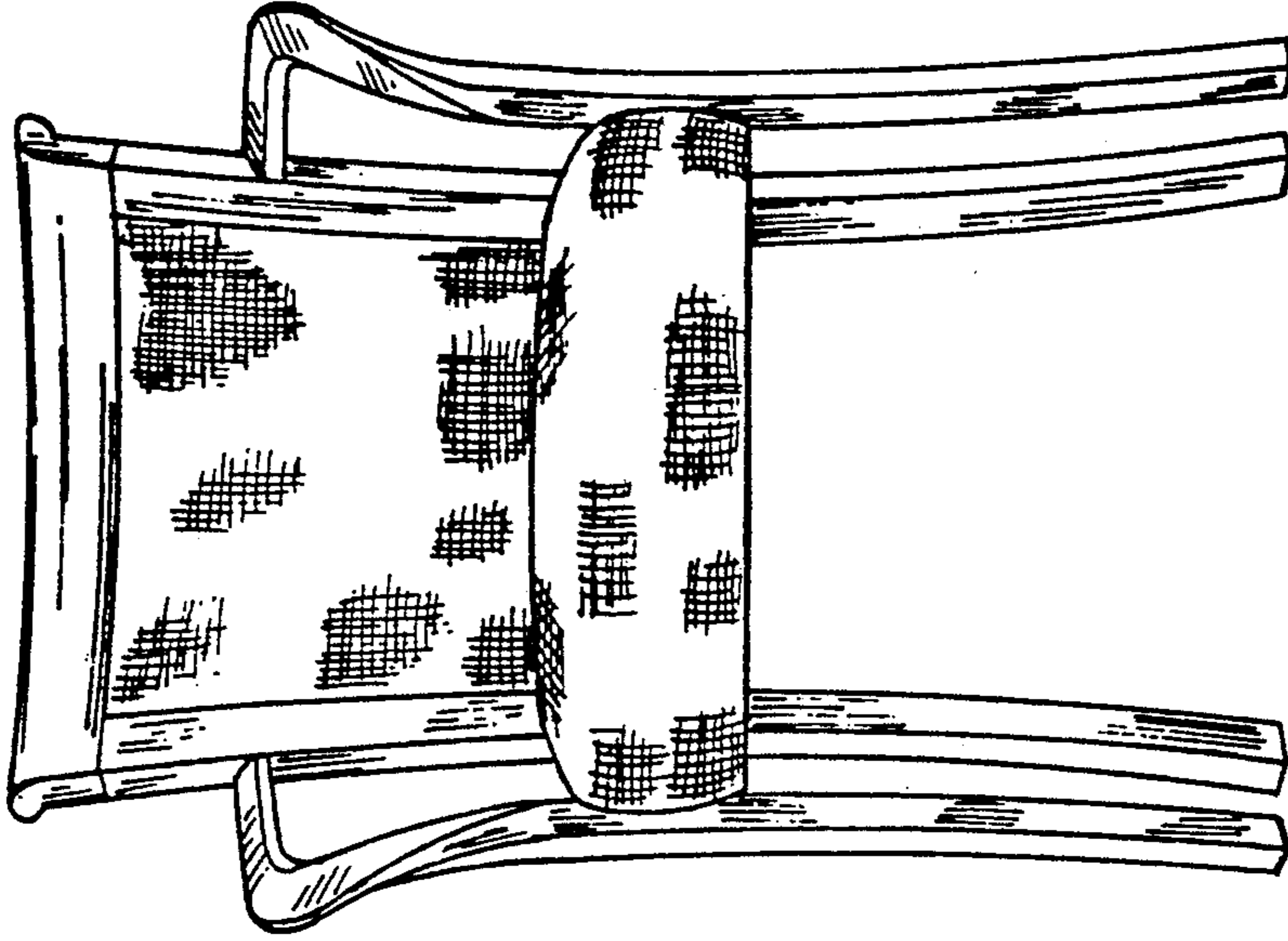


FIG. 2

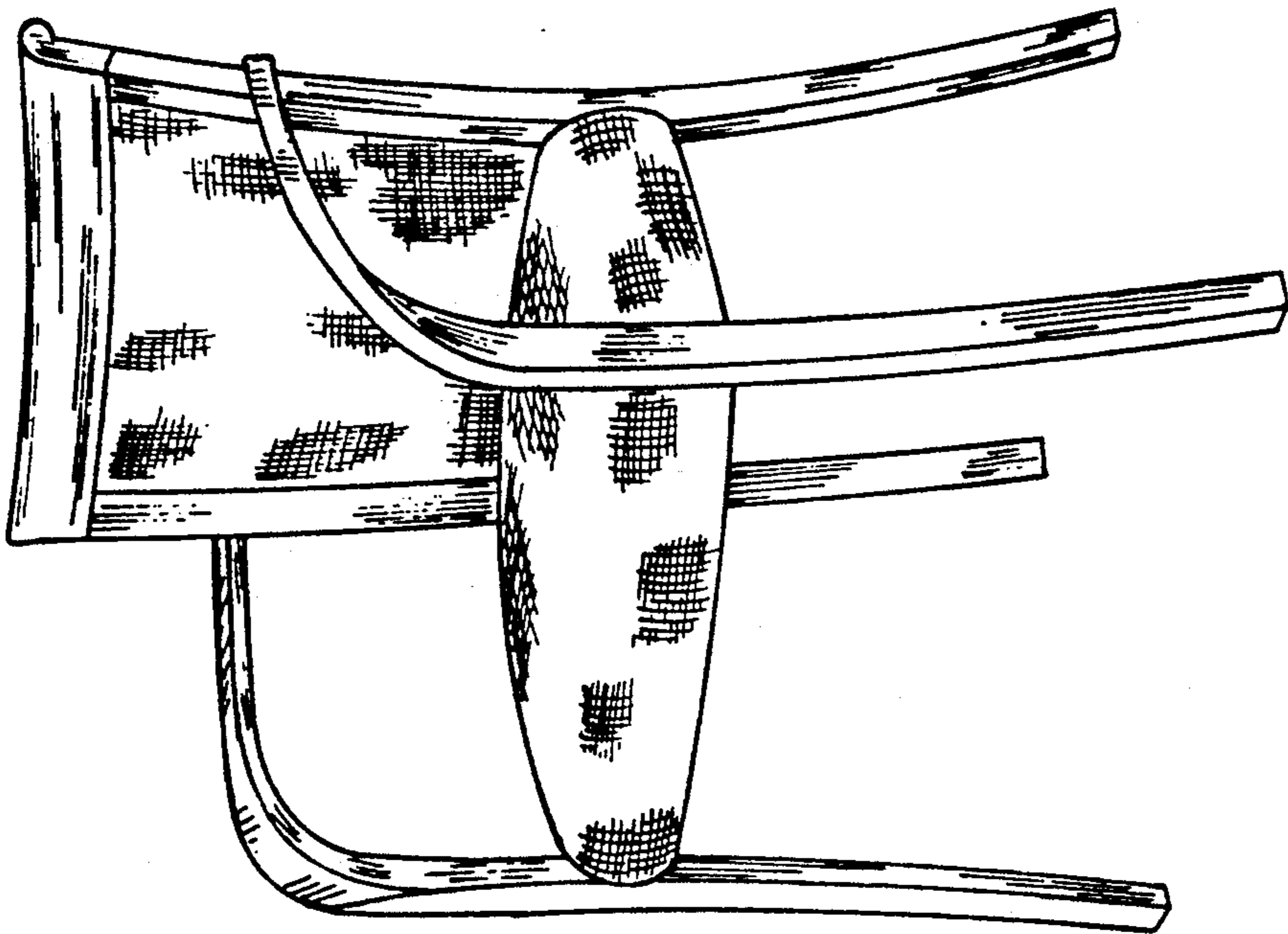


FIG. 1

FIG. 4

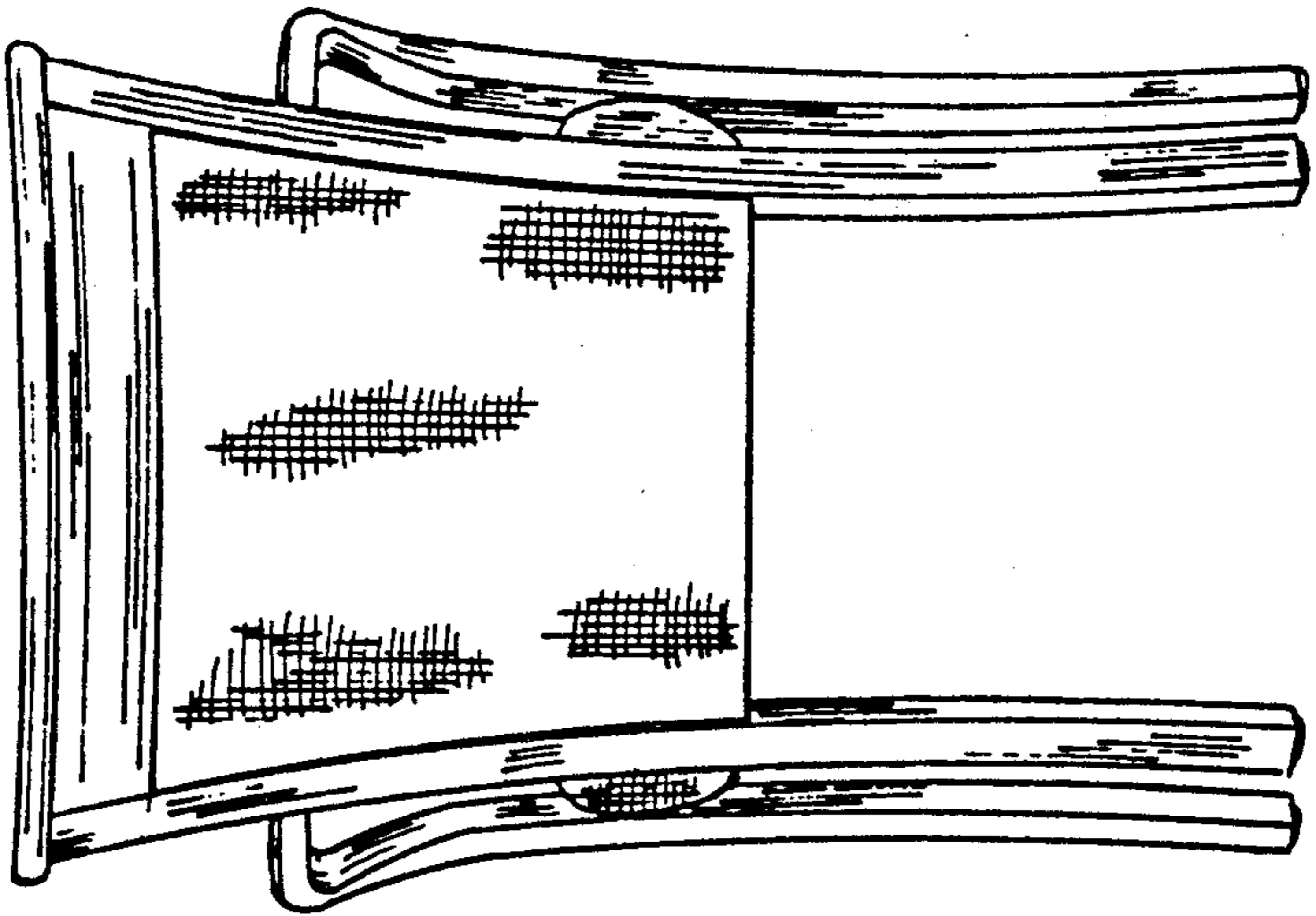


FIG. 5

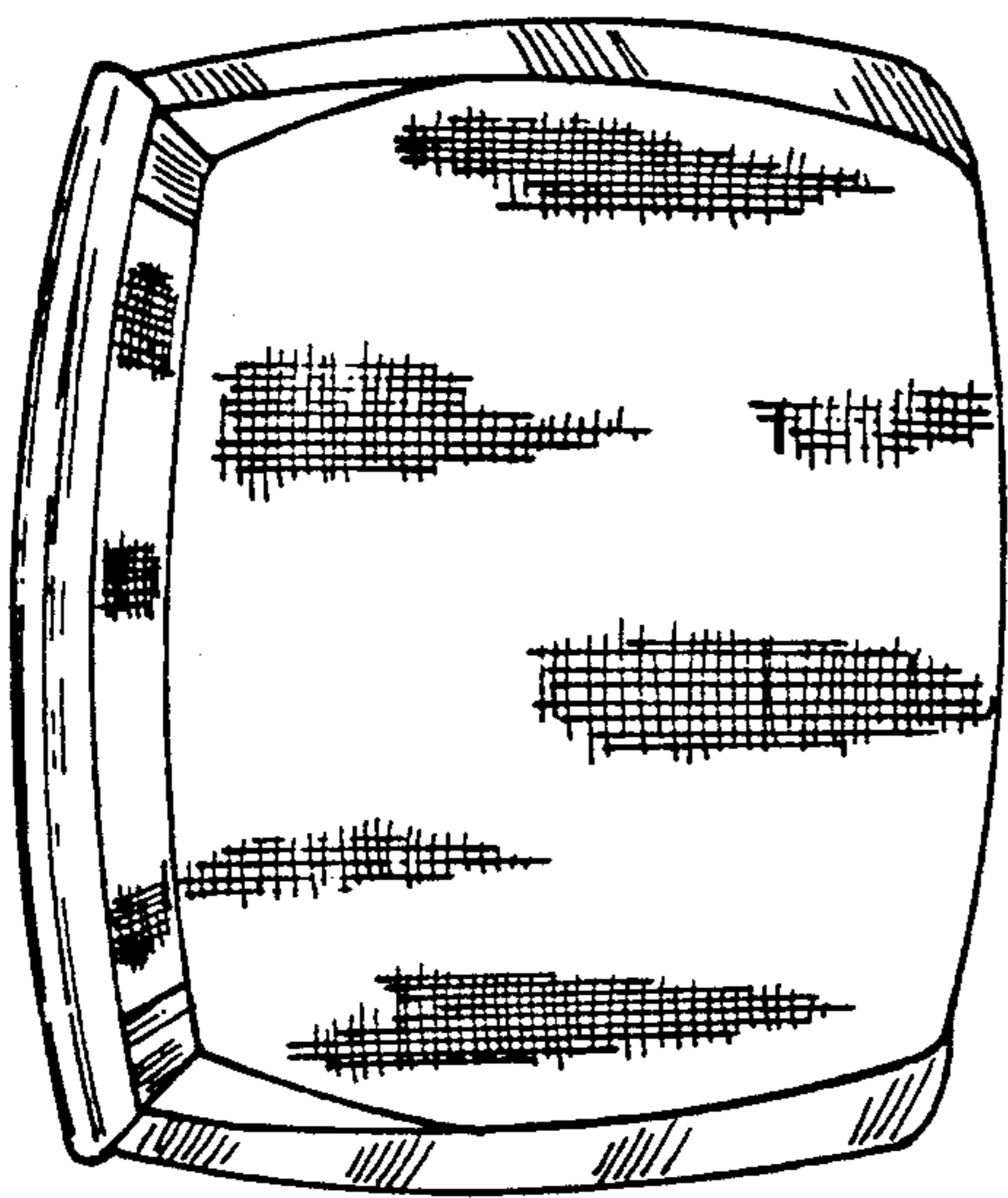


FIG. 3

