



US00D335578S

United States Patent [19]

[11] Patent Number: **Des. 335,578**

Fuchs et al.

[45] Date of Patent: **** May 18, 1993**

[54] **TOOTHBRUSH HANDLE**

[75] Inventors: **Paul D. Fuchs, Cincinnati; Maia M. Fong, Woody Creek; Daniel W. Volpenhein, Maineville, all of Ohio**

[73] Assignee: **The Procter & Gamble Company, Cincinnati, Ohio**

[**] Term: **14 Years**

[21] Appl. No.: **648,434**

[22] Filed: **Jan. 28, 1991**

[52] U.S. Cl. **D4/104**

[58] Field of Search **D4/101, 104-114, D4/121, 130, 132, 134, 136, 138, 199; D28/64; D24/152, 154; 15/105-106, 110-111, 143 R, 159 R, 159 A, 160, 167.1, 167.3; 132/308-311; 401/268-271, 290**

[56] **References Cited**

U.S. PATENT DOCUMENTS

D. 112,719	12/1938	Miller	D4/111
D. 121,437	7/1940	Hadden	D4/105
D. 153,130	3/1949	Fischer	D4/104
D. 238,833	2/1976	Hjelle	D4/104
D. 276,193	11/1984	Tanabe et al.	D4/104
D. 290,552	6/1987	Hukuba	D4/104
D. 302,076	7/1989	Kirberger	D4/104
D. 308,138	5/1990	Redmond	D4/104
D. 310,307	9/1990	Moglianesi	D4/104
D. 312,729	12/1990	Auttajark	D4/104

796,980	8/1905	Andrews	D4/104 X
958,371	5/1910	Danek	15/167.1
1,097,630	5/1914	Hollingsworth	401/290 X
3,188,673	6/1965	Newman	15/167.1
4,672,706	6/1987	Hill	15/167.1

FOREIGN PATENT DOCUMENTS

3612108	10/1987	Fed. Rep. of Germany .	
485723	10/1953	Italy	15/143 R

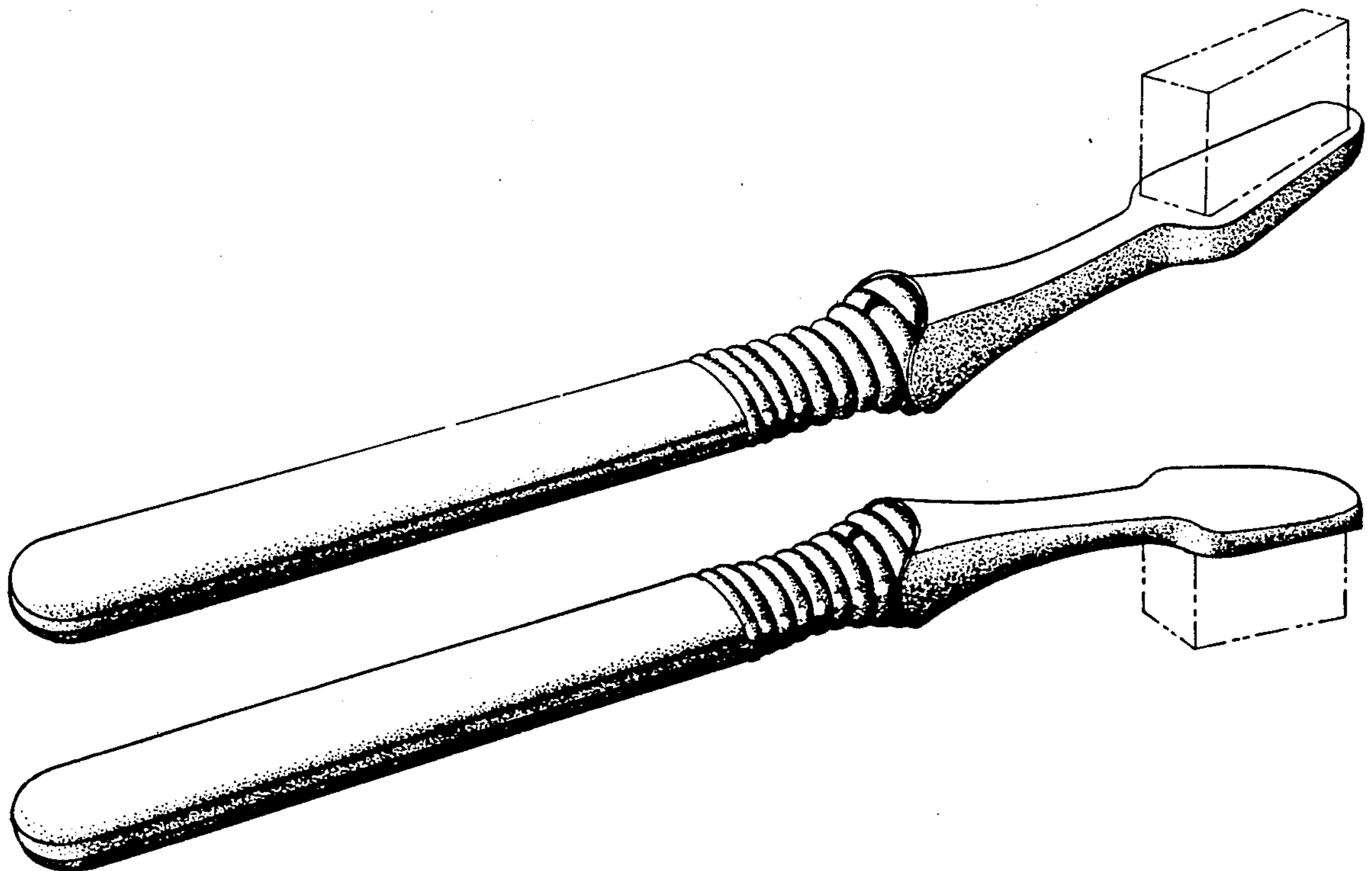
Primary Examiner—Wallace R. Burke
Assistant Examiner—Lavone D. Tabor
Attorney, Agent, or Firm—Eileen L. Hughett; Kevin C. Johnson; Ronald W. Kock

[57] **CLAIM**

The ornamental design for a toothbrush handle, as shown and described.

DESCRIPTION

FIG. 1 is a top plan view of a toothbrush handle showing our new design;
FIG. 2 is a left side elevational view thereof, the right side being a mirror image thereof;
FIG. 3 is a bottom plan view thereof;
FIG. 4 is a rear elevational view thereof;
FIG. 5 is a front elevational view thereof;
FIG. 6 is an enlarged top perspective view thereof; and,
FIG. 7 is a bottom perspective view thereof.
The broken line showing of bristles in FIGS. 2, 6, and 7 is for illustrative purposes only and forms no part of the claimed design.






FIG. 1

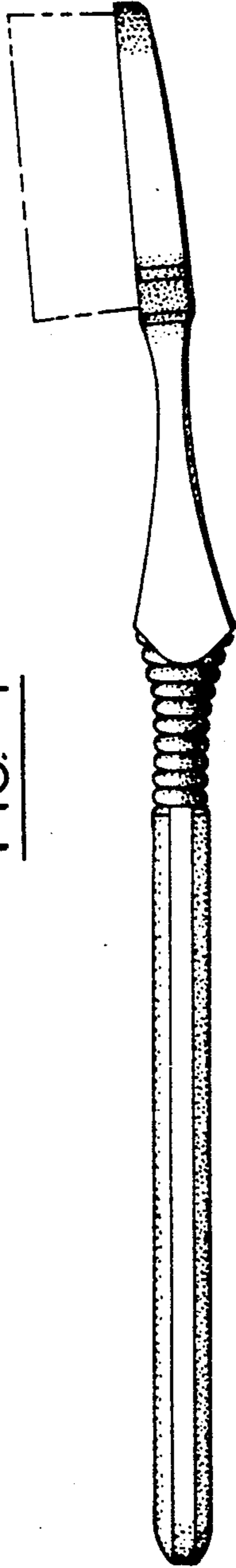


FIG. 2



FIG. 3



FIG. 5



FIG. 4

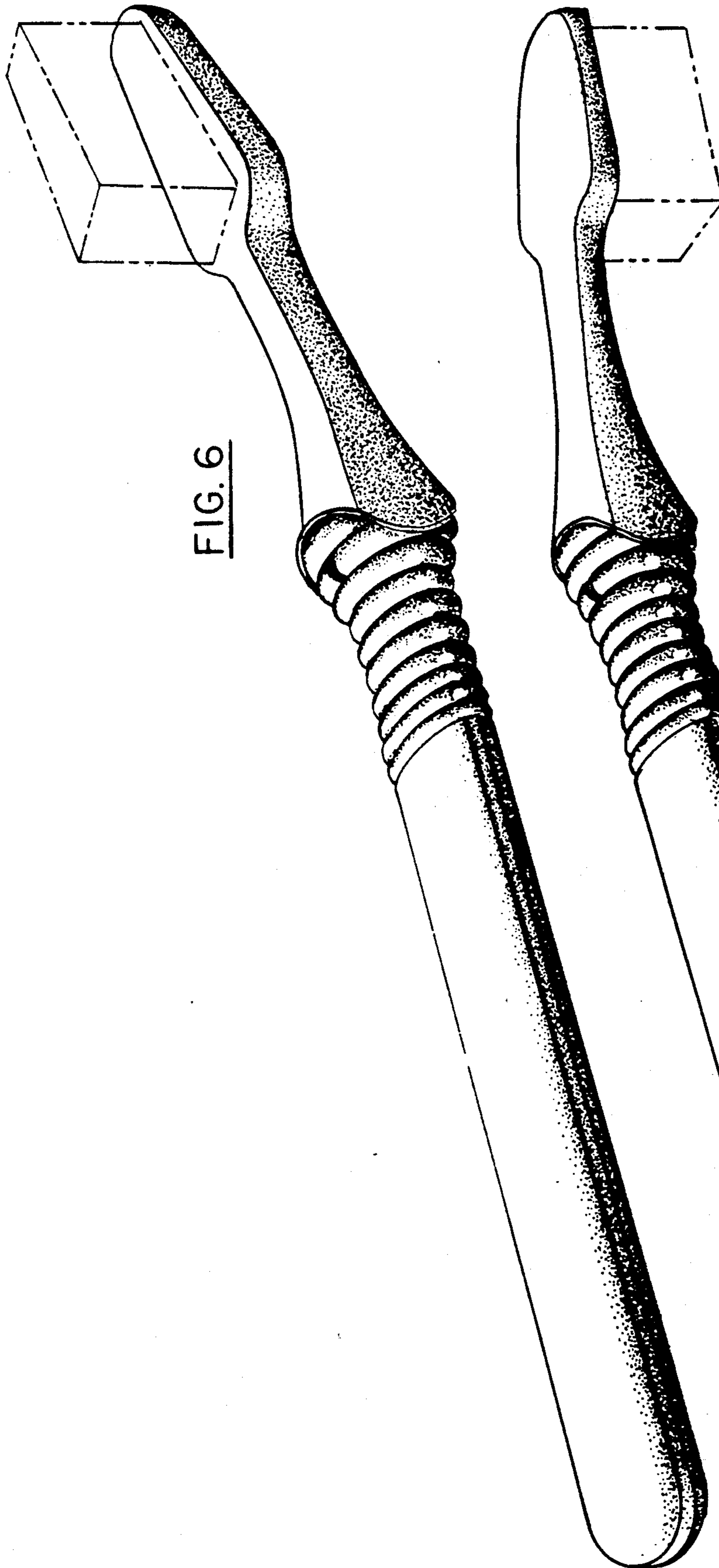


FIG. 6

FIG. 7