



US00D335538S

United States Patent [19]

[11] Patent Number: **Des. 335,558**

Boothe

[45] Date of Patent: **** May 11, 1993**

[54] **GUTTER CLEANING TOOL**

[76] Inventor: **Clinton D. Boothe, 504 S. Beltline Blvd. Rosewood Apts. #A-14, Columbia, S.C. 29205**

[**] Term: **14 Years**

[21] Appl. No.: **596,600**

[22] Filed: **Oct. 12, 1990**

[52] U.S. Cl. **D32/49**

[58] Field of Search **D8/10-11, D8/14, DIG. 7, DIG. 8; D32/35, 40, 46-49; 15/236.01, 236.04, 236.07-236.09; 30/169, 171**

[56] **References Cited**

U.S. PATENT DOCUMENTS

- D. 28,810 7/1898 Smith D8/11
- D. 233,401 10/1974 Delamater D32/49
- D. 240,794 8/1976 Marx D32/49

- D. 244,507 5/1977 Jones 15/236.08 X
- D. 251,824 5/1979 Le Clair D8/11
- D. 310,590 9/1990 Williams, Jr. D32/49
- 5,033,156 7/1991 Stewart 15/236.07 X

Primary Examiner—Wallace R. Burke
Assistant Examiner—Lavone D. Tabor
Attorney, Agent, or Firm—Leon Gilden

[57] **CLAIM**

The ornamental design for a gutter cleaning tool, as shown and described.

DESCRIPTION

FIG. 1 is a front elevational view of the gutter tool cleaning showing my new design;
FIG. 2 is a rear elevational view thereof;
FIG. 3 is a left side elevational view thereof;
FIG. 4 is a right side elevational view thereof;
FIG. 5 is a top plan view thereof; and,
FIG. 6 is a bottom plan view thereof.

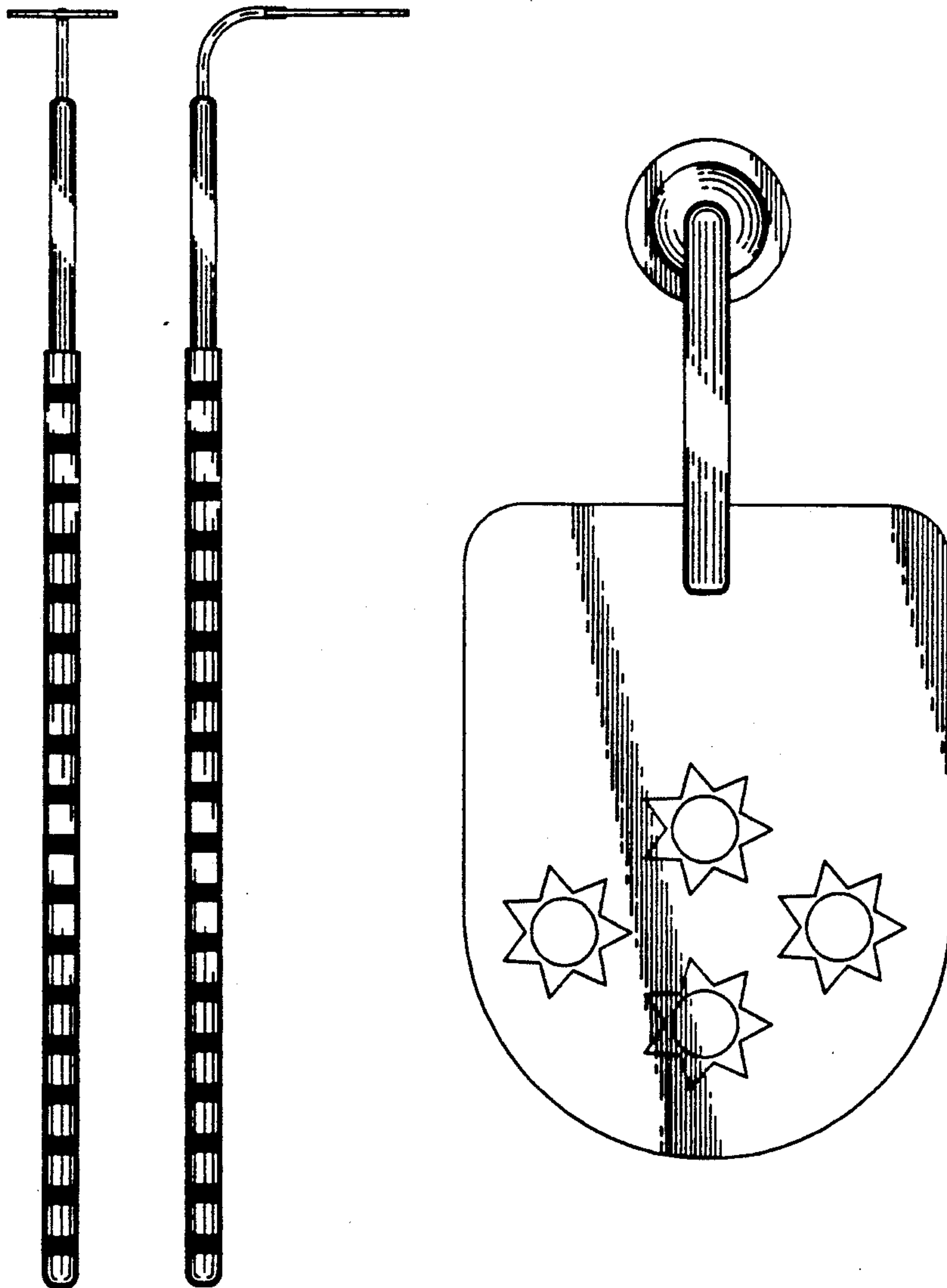


FIG. 1




FIG. 2



FIG. 3




FIG. 4




FIG. 5

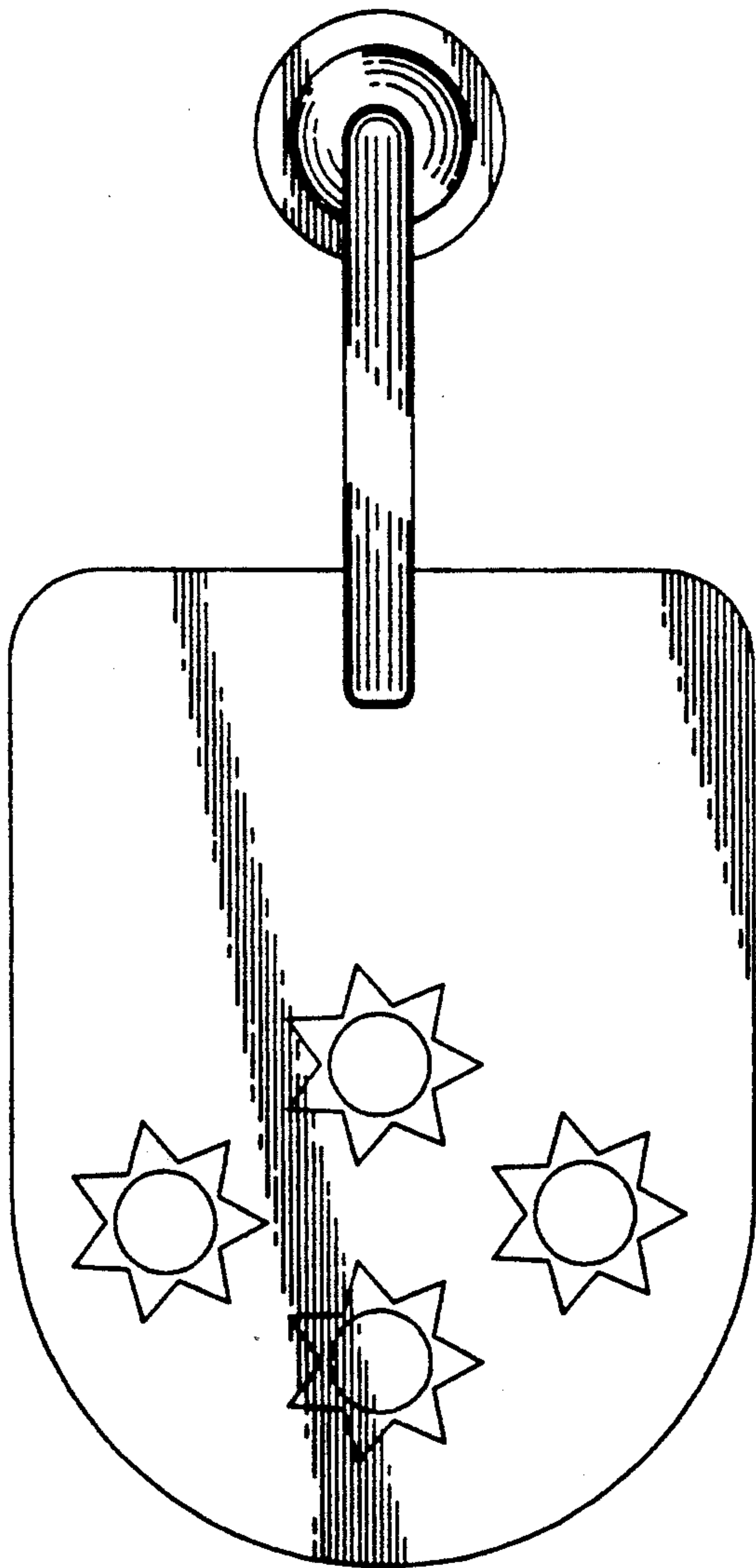


FIG. 6

