



US00D335523S

United States Patent [19]

[11] Patent Number: **Des. 335,523**

Henslee et al.

[45] Date of Patent: **** May 11, 1993**

[54] WINDER FOR FISHING REEL LINE

3,104,076	9/1963	Wilson	D8/359 X
3,647,155	3/1972	Jorgenson	242/106
3,685,761	8/1972	Zelinski	242/129.8 X
4,360,172	11/1982	Cope	242/129.8

[76] Inventors: **Lester W. Henslee; Kathy S. Henslee,**
both of P.O. Box 148, Hickman,
Calif. 95323

Primary Examiner—A. Hugo Word
Assistant Examiner—Doris V. Coles
Attorney, Agent, or Firm—Leon Gildea

[**] Term: **14 Years**

[21] Appl. No.: **643,677**

[57] **CLAIM**

[22] Filed: **Jan. 18, 1991**

The ornamental design for a winder for fishing reel line,
as shown and described.

[52] U.S. Cl. **D22/134; D8/359**

[58] Field of Search **D22/134, 137; 43/25,**
43/54.1, 57.3; 242/106, 137.1, 129.51, 156.1,
129.8, 129.5, 136, 128; D8/358, 359

DESCRIPTION

[56] **References Cited**

U.S. PATENT DOCUMENTS

1,775,669	9/1930	Catlett	242/134
2,727,702	12/1955	Latincich	242/106
3,026,059	3/1962	Dennler	242/106

FIG. 1 is a front elevational view of the winder for fishing reel line showing our new design;
FIG. 2 is a rear elevational view thereof;
FIG. 3 is a left side elevational view thereof;
FIG. 4 is a right side elevational view thereof;
FIG. 5 is a top plan view thereof; and,
FIG. 6 is a bottom plan view thereof.

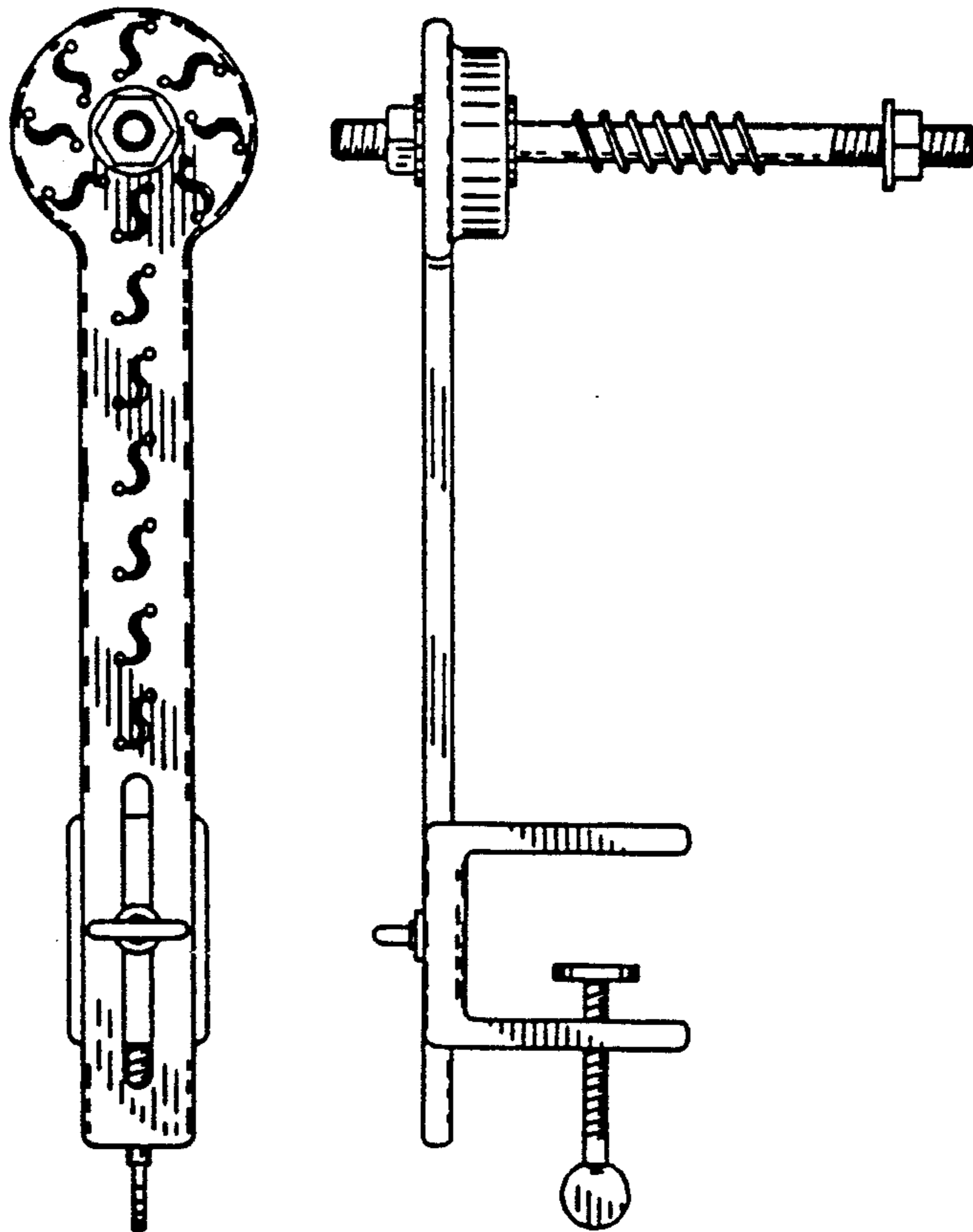


FIG. 1




FIG. 2




FIG. 3

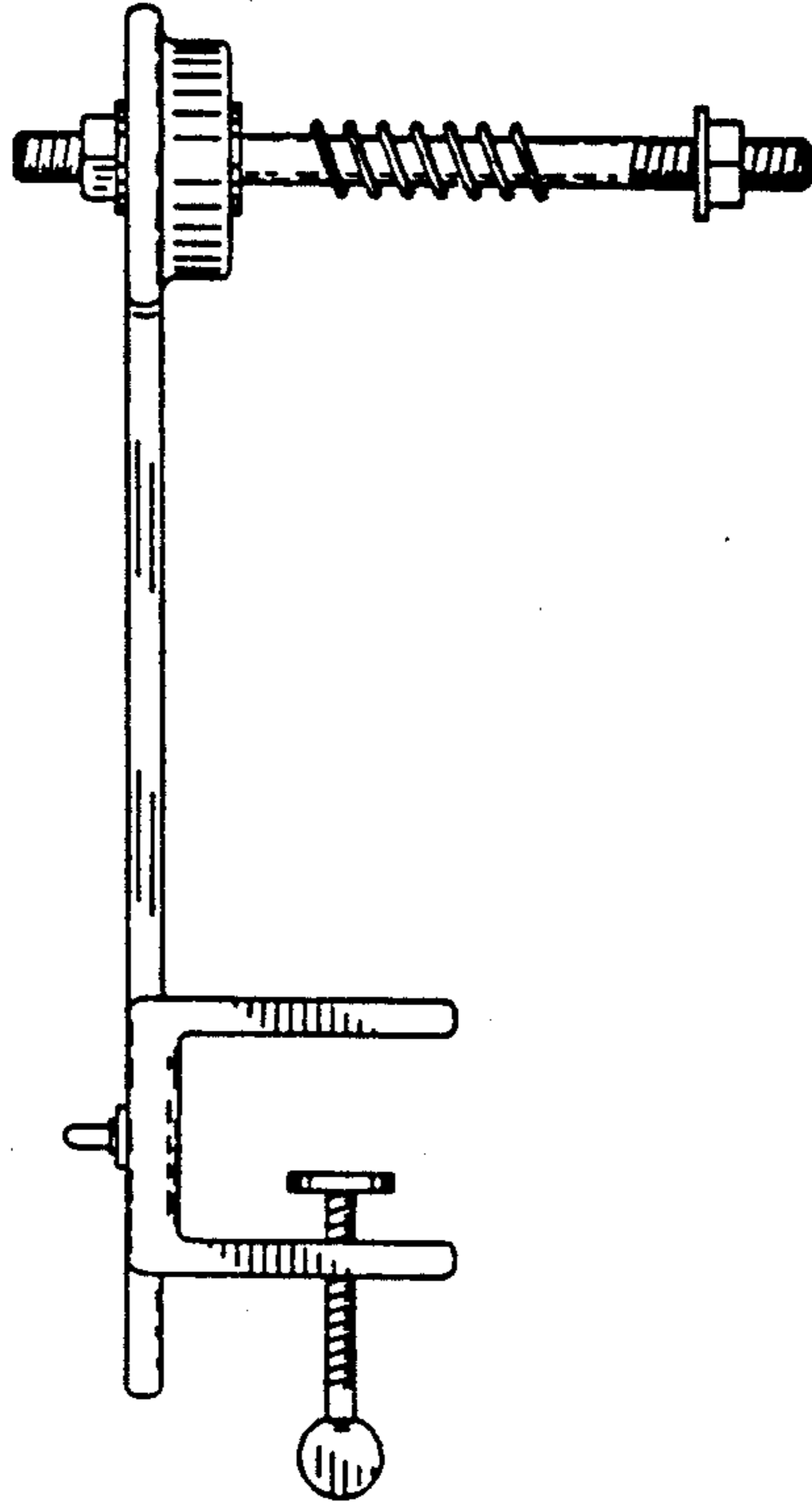


FIG. 4

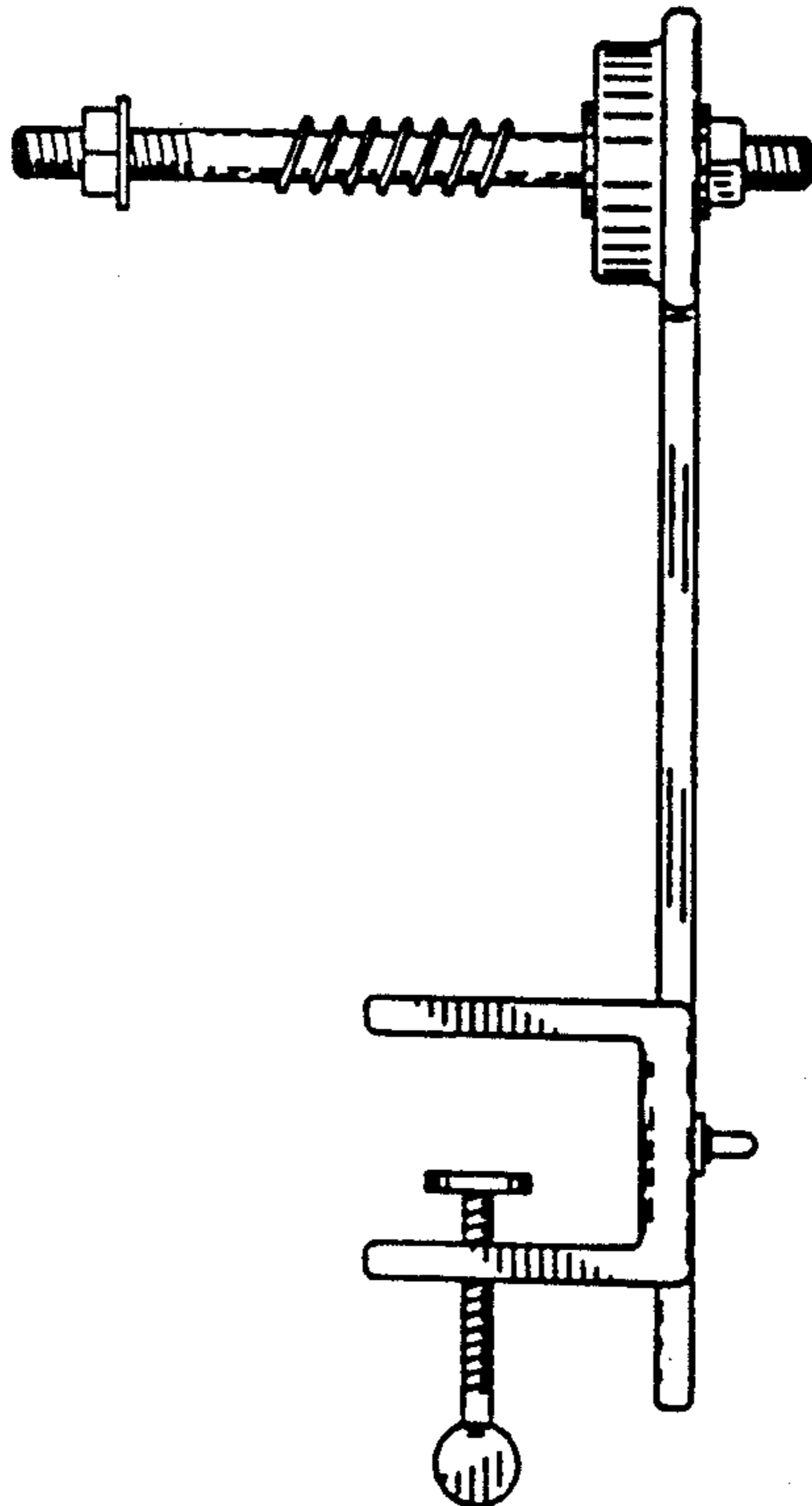


FIG. 5

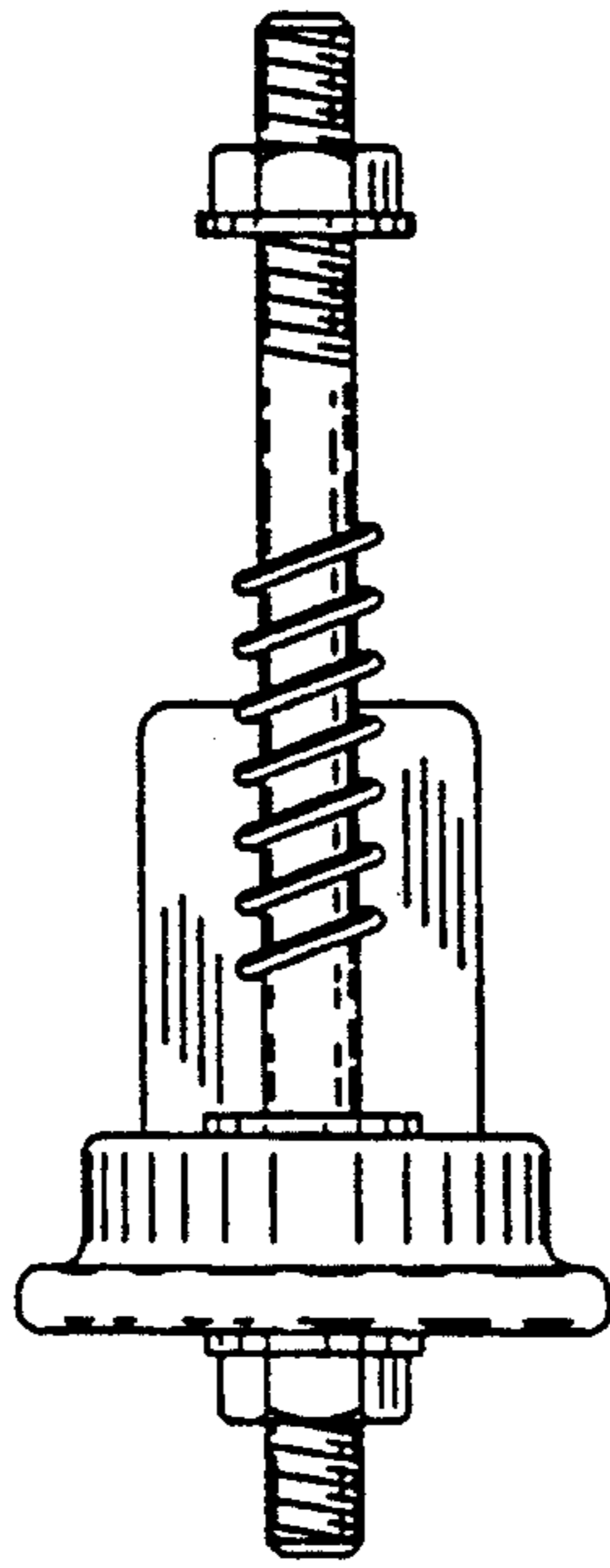


FIG. 6

