



US00D335520S

United States Patent [19]

[11] Patent Number: **Des. 335,520**

Capone

[45] Date of Patent: **** May 11, 1993**

[54] **PISTOL GRIP WITH FUNNEL WELL AND THUMB GUARD**

OTHER PUBLICATIONS

Gun World, Aug. 1988, p. 3, "Competition Classic" Target Pistol.

[76] Inventor: **Arnold Capone**, 9764 Sunland Blvd., Sunland, Calif. 91040

Primary Examiner—A. Hugo Word
Assistant Examiner—Doris V. Coles
Attorney, Agent, or Firm—George W. Wasson

[**] Term: **14 Years**

[57] CLAIM

[21] Appl. No.: **524,821**

The ornamental design of a pistol grip with funnel well and thumb guard, as shown and described.

[22] Filed: **May 17, 1990**

DESCRIPTION

[52] U.S. Cl. **D22/108; D22/104**

FIG. 1 is a side elevational view of the pistol grip for one side of a pistol showing my new design; an elevational view of the pistol grip of the opposite side of a pistol being a mirror image of FIG. 1;

[58] Field of Search **D22/108, 104; 33/233; 42/71.01, 71.02, 69.01, 62, 65, 59; 89/194-196**

FIG. 2 is a front elevational view of the pistol grip of FIG. 1 looking from the right of FIG. 1;

[56] References Cited

U.S. PATENT DOCUMENTS

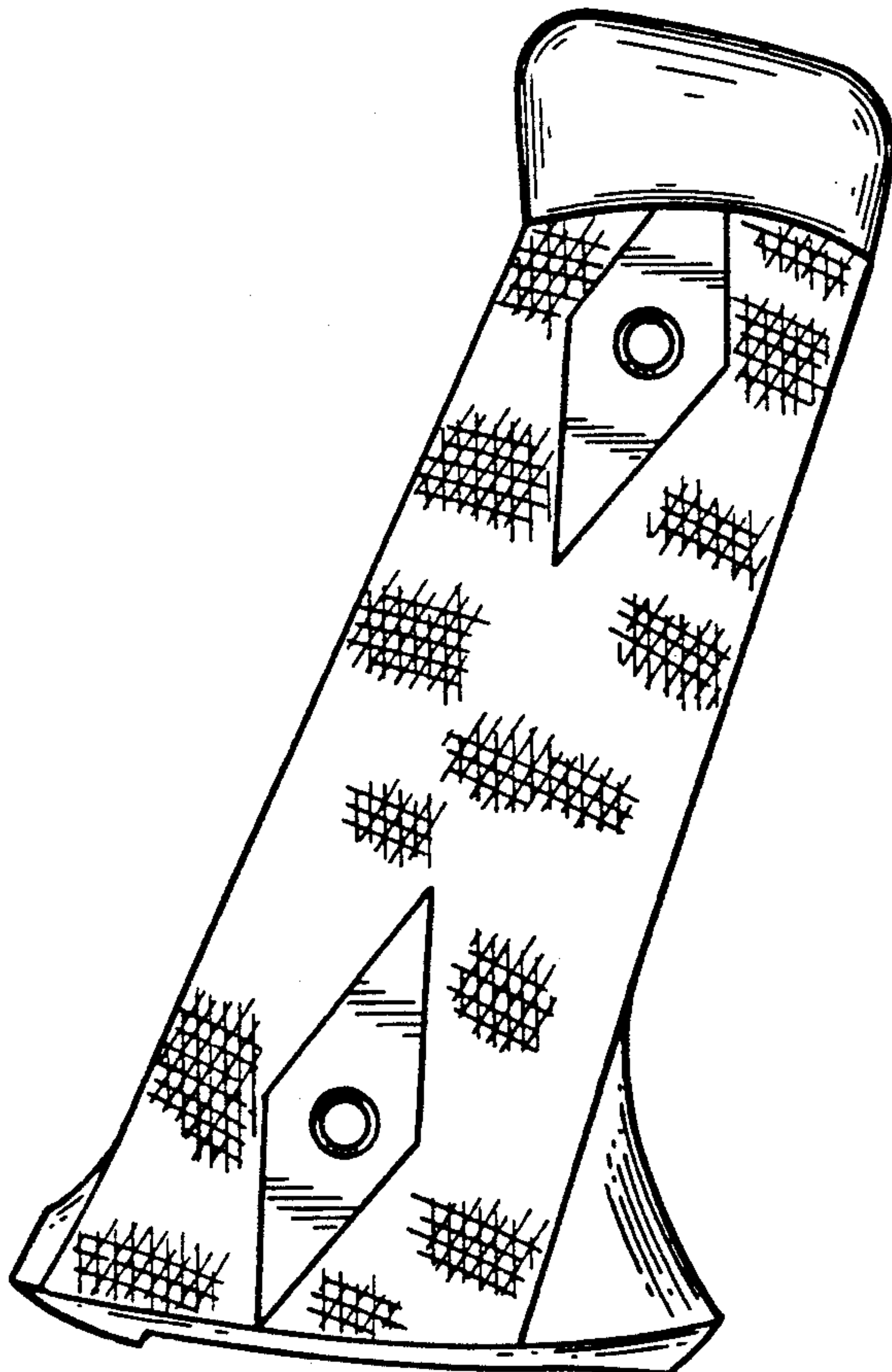
D. 263,413	3/1982	Hillberg	D22/104
1,352,267	9/1920	Hubbell	42/70.02
1,407,959	2/1922	Stokke	42/71.02 X
1,466,297	8/1923	Genard	33/233
1,893,095	1/1933	McCarty	42/71.02
2,081,438	5/1937	Pomerox	42/71.02
2,320,450	6/1943	Valenzuela	42/71.02

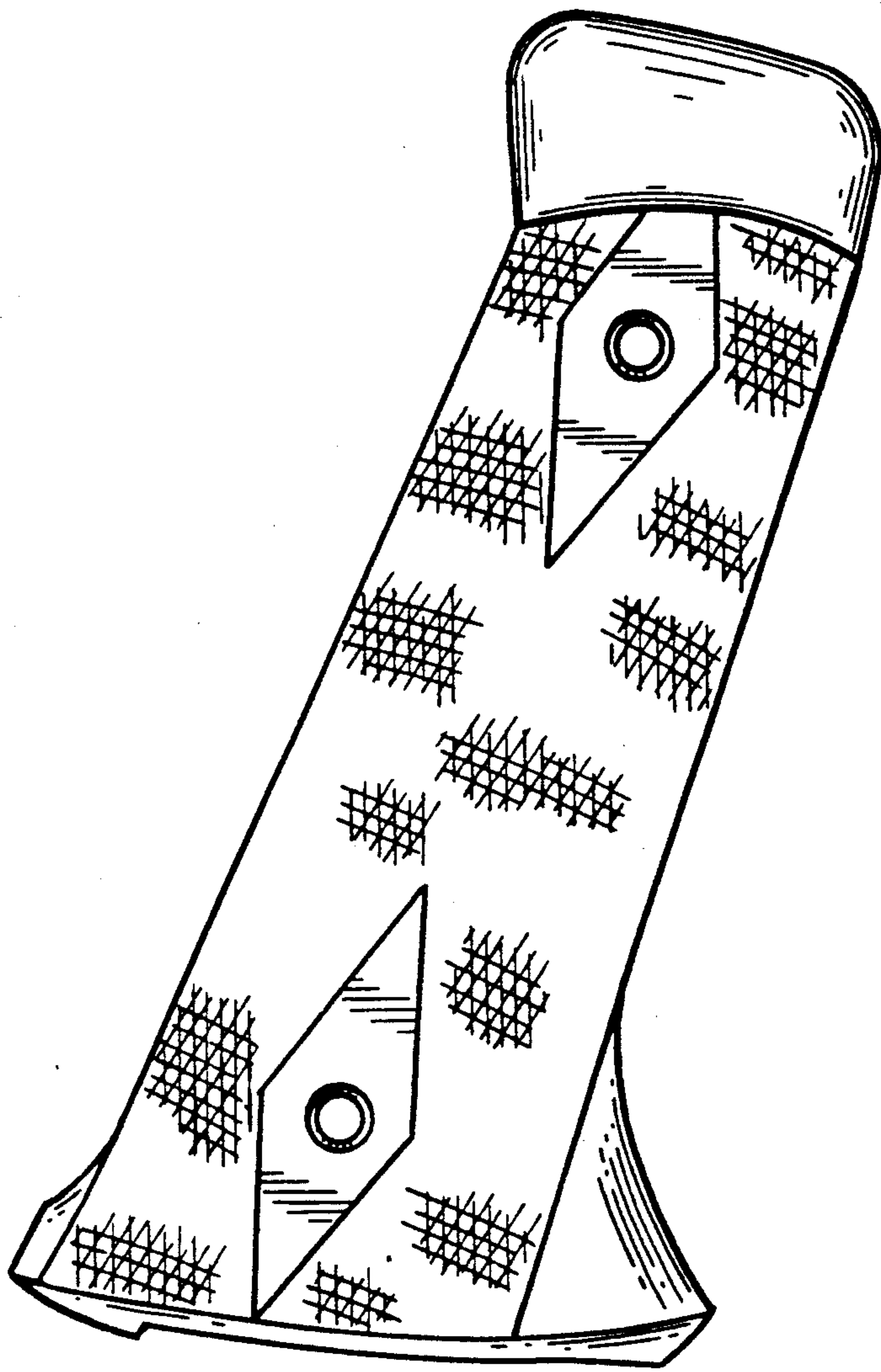
FIG. 3 is a rear elevational view of the pistol grip of FIG. 1 looking from the left of FIG. 1;

FIG. 4 is a top plan view of the pistol grip of FIG. 1; FIG. 5 is a bottom plan view of the pistol grip of FIG. 1; and,

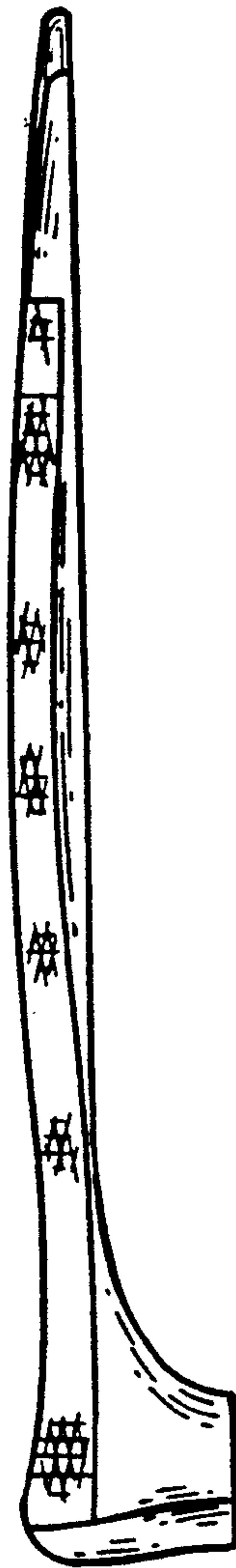
FIG. 6 is a rear elevational view of the pistol grip of FIG. 1.

The partially cross-hatched portions of FIGS. 1, 2, 3, and 4 represent knurling of the pistol grip.

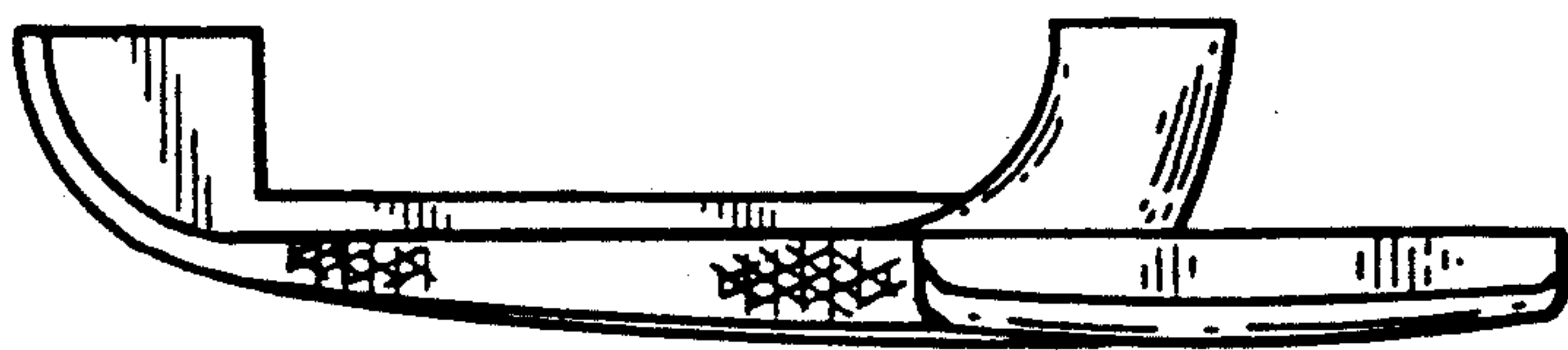





FIG_1



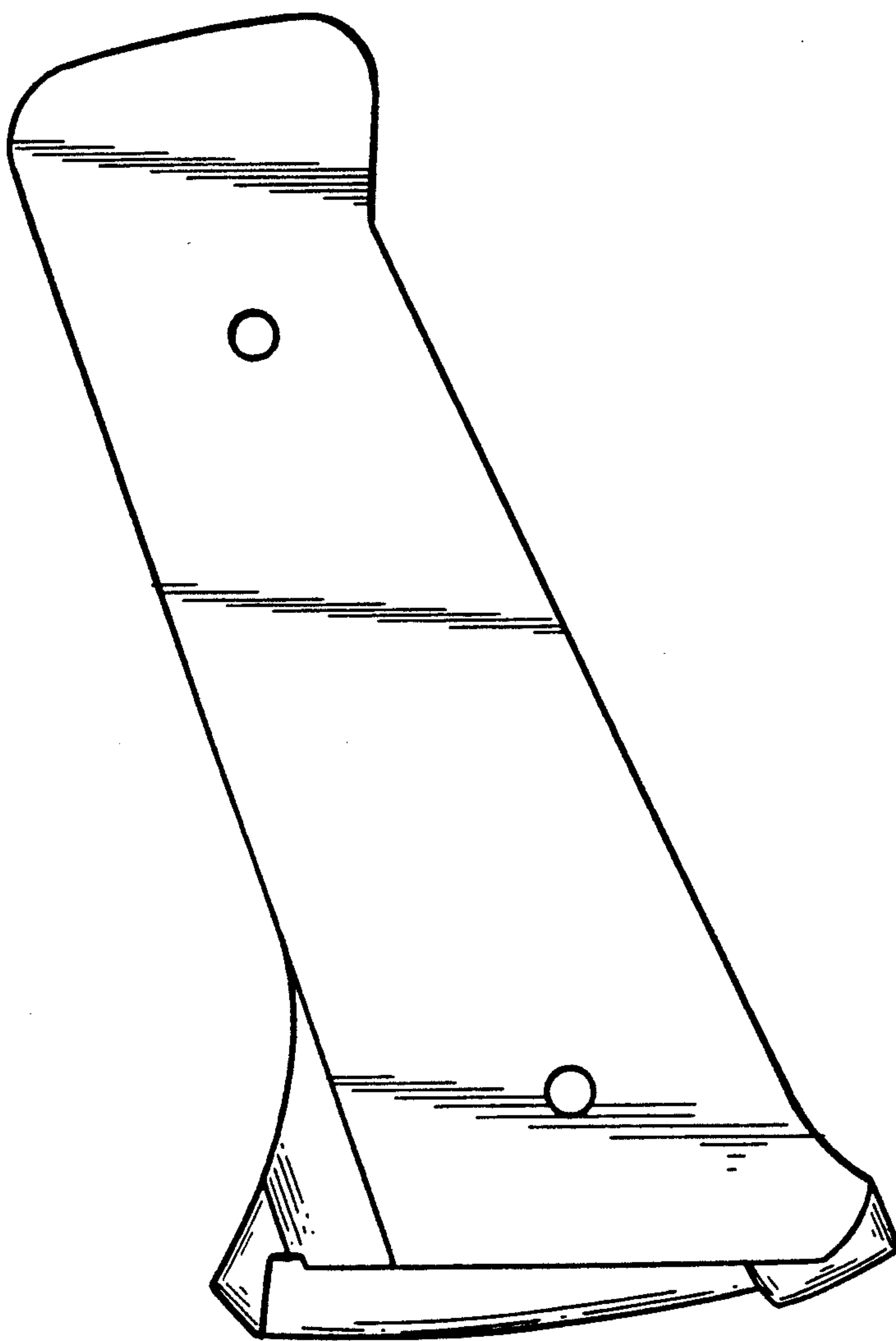
FIG_2




FIG_4



FIG_3



FIG_6



FIG_5