



US00D335518S

United States Patent [19]

[11] Patent Number: **Des. 335,518**

Greve

[45] Date of Patent: **** May 11, 1993**

[54] ROTATING FISHING LURE

[76] Inventor: **Robert L. Greve, P.O. Box 322,
Adrian, Minn. 56110**

[**] Term: **14 Years**

[21] Appl. No.: **552,293**

[22] Filed: **Jul. 13, 1990**

[52] U.S. Cl. **D22/129**

[58] Field of Search **D22/126, 129; 43/42.13,
43/42.14, 42.23, 42.5, 42.16, 42.18, 42.19, 42.17,
42.24, 42.2, 42.51, 42.05, 42.34**

[56] **References Cited**

U.S. PATENT DOCUMENTS

706,941	8/1902	Hildebrandt	43/42.28
1,755,647	4/1930	Harvey	43/42.18
2,085,096	6/1937	Hansen	43/43.13
2,622,362	12/1952	Jensen	43/43.13
2,714,273	8/1955	Torrance	43/42.19
2,733,538	2/1956	Alimas	43/42.18

2,740,226	4/1956	Arff	43/43.13 X
3,090,153	5/1963	Clark	43/43.13
3,177,606	4/1965	Benoit	D22/126 X
3,568,351	3/1971	Perrin	43/42.31 X
4,501,086	2/1985	Bunce	43/42.05 X

OTHER PUBLICATIONS

Al's Goldfish Lure Co., p. 6, Troll Rudder.

Primary Examiner—A. Hugo Word


Assistant Examiner—Doris V. Coles

[57] CLAIM

The ornamental design for a rotating fishing lure, as shown and described.

DESCRIPTION

FIG. 1 is a perspective view of a rotating fishing lure, showing my new design;
FIG. 2 is a top plan view thereof; and,
FIG. 3 is a side elevational view, the opposite side being a mirror image thereof.



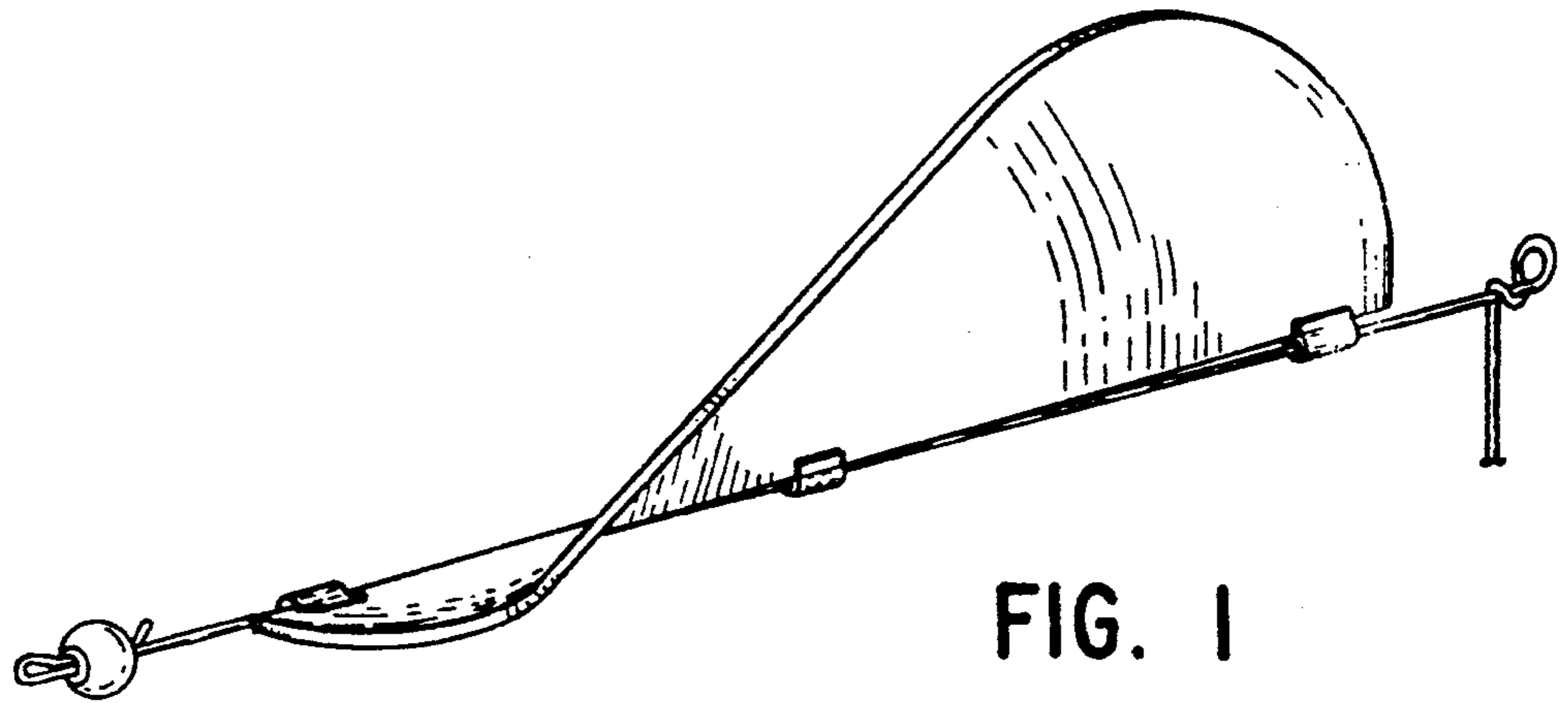


FIG. 1

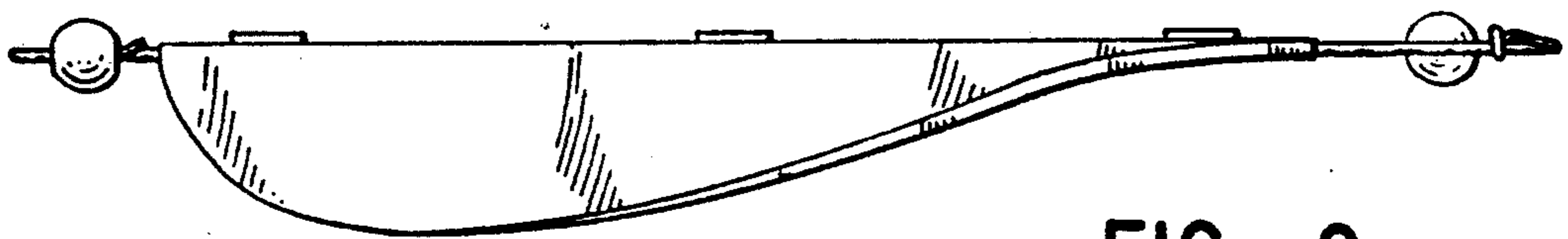


FIG. 2

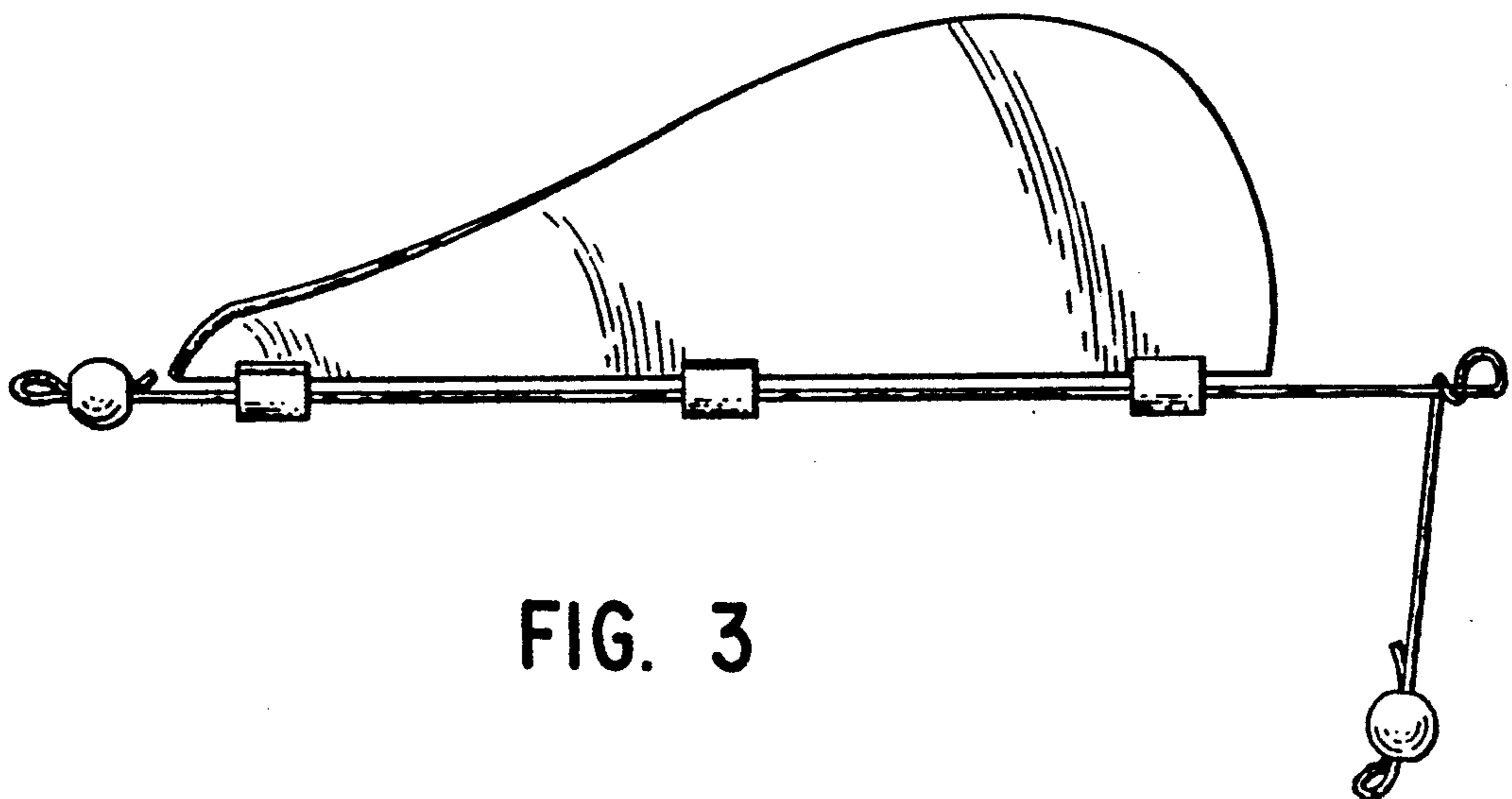


FIG. 3