



US00D335446S

# United States Patent [19]

[11] Patent Number: **Des. 335,446**

**Boivin**

[45] Date of Patent: **\*\* May 11, 1993**

- [54] **PACKAGING-DISPLAY UNIT**
- [75] Inventor: **Daniel J. Boivin, Franois, France**
- [73] Assignee: **Cobra, Bescancon, France**
- [\*\*] Term: **14 Years**
- [21] Appl. No.: **661,625**
- [22] Filed: **Feb. 27, 1991**
- [30] **Foreign Application Priority Data**  
 Aug. 29, 1990 [FR] France ..... 90 5436
- [52] U.S. Cl. .... **D9/418; D10/32**
- [58] **Field of Search** ..... **D10/30, 31, 32, 33, D10/37, 38, 39; D9/324, 414, 415, 418; 368/276, 277, 280, 281, 282, 285, 294, 295, 296; D20/10, 22, 42; 206/45.31, 45.34, 301**
- [56] **References Cited**  
**U.S. PATENT DOCUMENTS**  
 D. 293,298 12/1987 Picard et al. .... D9/324

- D. 297,215 8/1988 Pavlovic ..... D10/32
- D. 323,987 2/1992 Yamamoto et al. .... D9/418
- 2,680,274 6/1954 Bender ..... D10/32
- 4,742,503 5/1988 Braun et al. .... D10/32

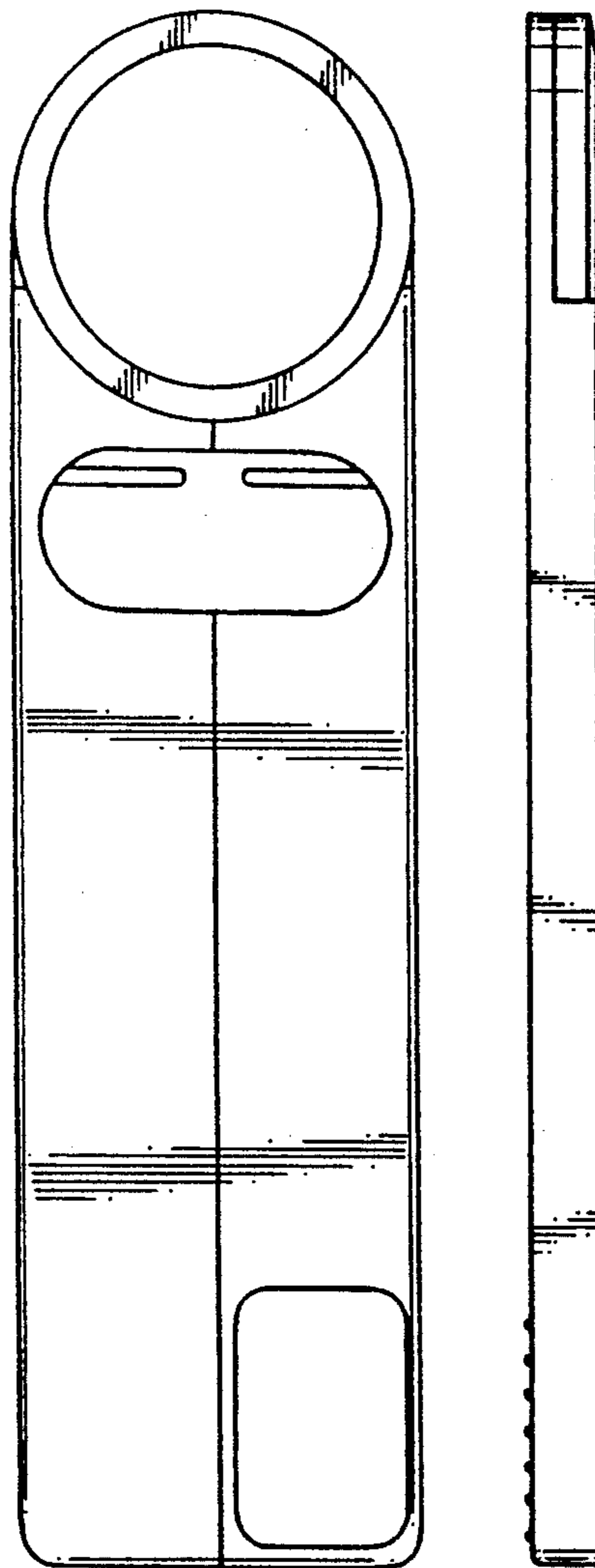
*Primary Examiner*—Wallace R. Burke  
*Assistant Examiner*—Marcus Jackson  
*Attorney, Agent, or Firm*—Sandler Greenblum & Bernstein

### [57] CLAIM

The ornamental design for a packaging display for wrist watch bands, as shown and described.

### DESCRIPTION

FIG. 1 is a top plan view of a packaging display for wrist watch bands showing my new design;  
 FIG. 2 is a bottom plan view thereof;  
 FIG. 3 is a right elevational view thereof;  
 FIG. 4 is a left elevational view thereof;  
 FIG. 5 is a rear end elevational view thereof; and,  
 FIG. 6 is a front end elevational view thereof.



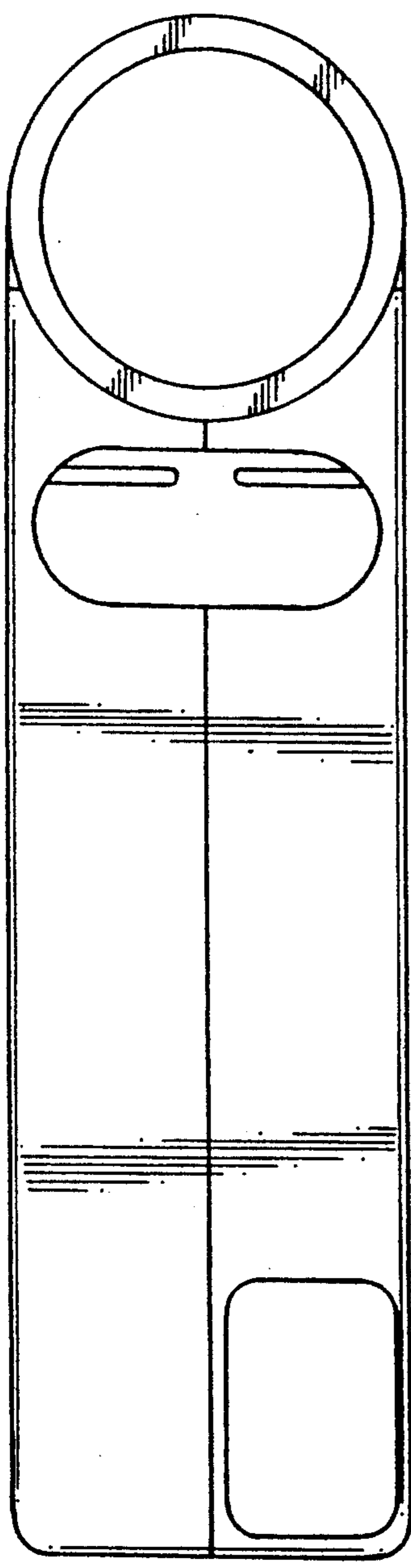


Fig. 1

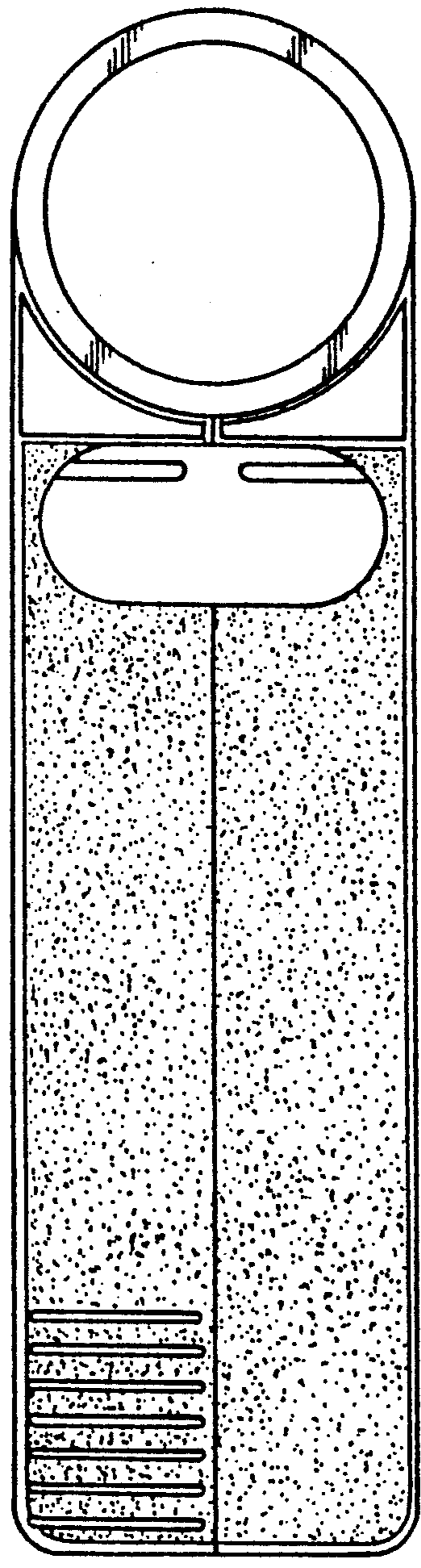


Fig. 2



Fig. 3




Fig. 4



Fig. 5



Fig. 6