



US00D335434S

# United States Patent [19]

Someya

[11] Patent Number: **Des. 335,434**

[45] Date of Patent: **\*\* May 11, 1993**

[54] **SCREW HOLDING BELT**

[75] Inventor: **Makoto Someya, Tokyo, Japan**

[73] Assignee: **Santomi Shoji Co., Ltd., Tokyo, Japan**

[\*\*] Term: **14 Years**

[21] Appl. No.: **622,090**

[22] Filed: **Dec. 4, 1990**

[30] **Foreign Application Priority Data**

Jul. 13, 1990 [JP] Japan ..... 2-19964

[52] U.S. Cl. .... **D8/71**

[58] Field of Search ..... **D8/71; 206/346, 347; 227/136, 150; 81/57.37**

[56] **References Cited**

**U.S. PATENT DOCUMENTS**

D. 294,209 2/1988 Havelka ..... D8/71

4,018,334	4/1977	Lejdegard .....	206/346
4,059,034	11/1977	Hornung .....	81/57.37
4,383,608	5/1983	Potucek .....	206/347
4,955,476	9/1990	Nakata et al. ....	206/347
5,090,607	2/1992	Ohuchi et al. ....	206/346

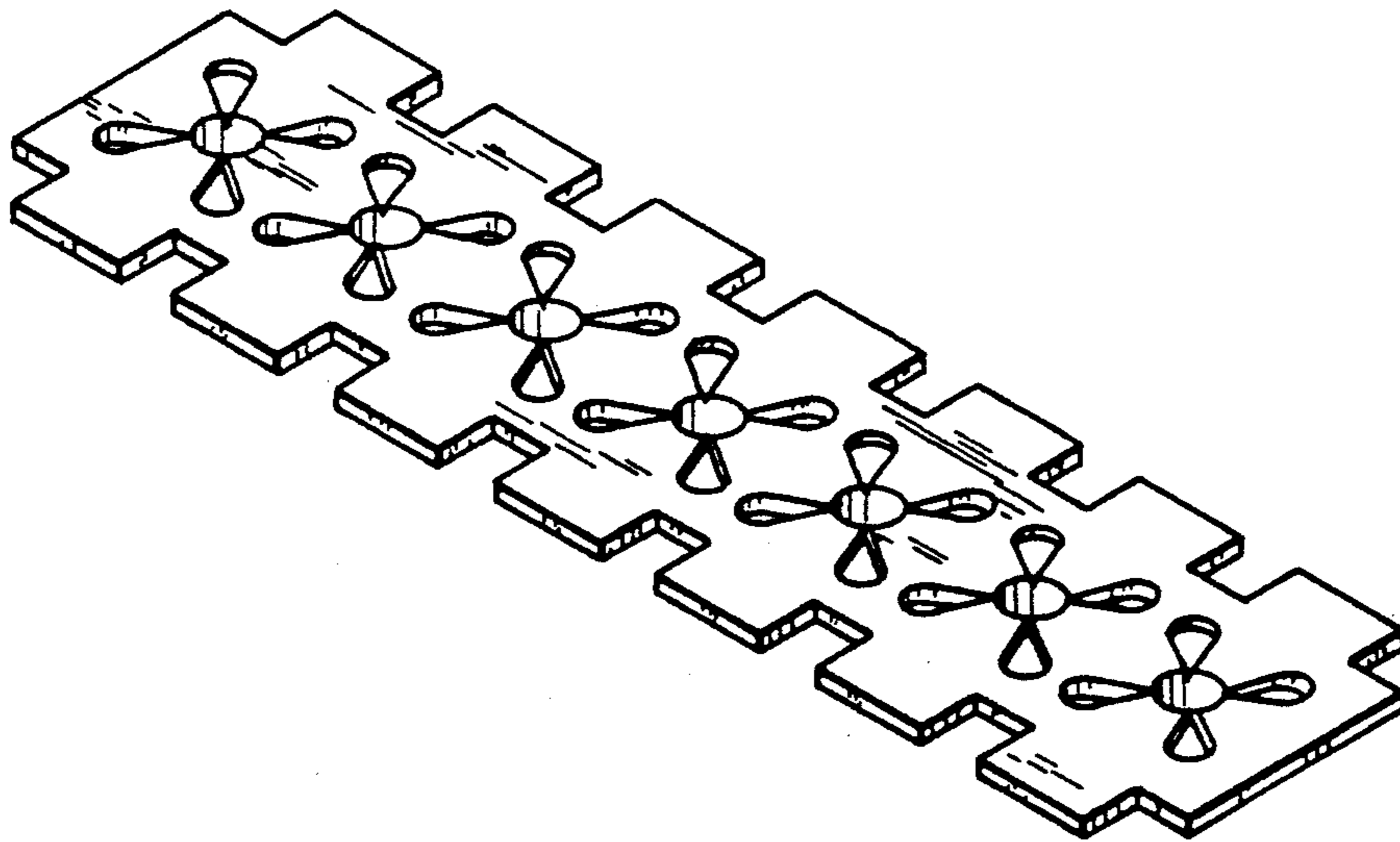
*Primary Examiner*—Alan P. Douglas  
*Assistant Examiner*—J. H. Musgrove  
*Attorney, Agent, or Firm*—Lowe, Price, Leblanc & Becker

[57] **CLAIM**

A new original design for screw holding belt, substantially as shown and described herein.

**DESCRIPTION**

FIG. 1 is a top view thereof;  
FIG. 2 is a front view thereof;  
FIG. 3 is a bottom view thereof;  
FIG. 4 is a left side elevational view thereof, the right side being identical; and,  
FIG. 5 is a perspective view thereof.






Figure 1



Figure 2




Figure 3



Figure 4

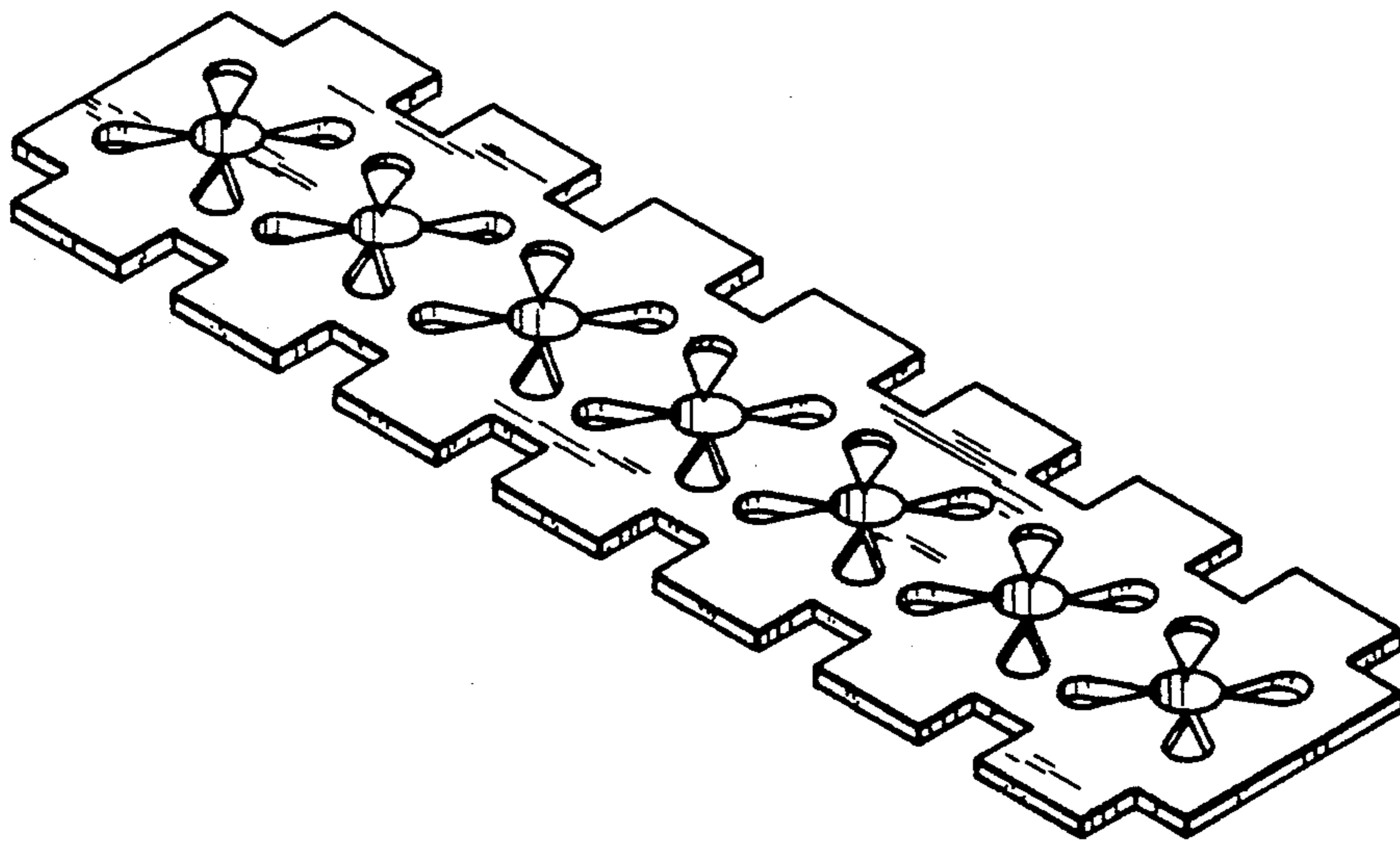


Figure 5