



US00D335415S

United States Patent [19]

Brandenburg

[11] Patent Number: **Des. 335,415**

[45] Date of Patent: **** May 11, 1993**

[54] **LIQUID SOAP DISPENSER**

[75] Inventor: **Allen E. Brandenburg, Austin, Tex.**

[73] Assignee: **Scott Paper Company, Philadelphia, Pa.**

[**] Term: **14 Years**

[21] Appl. No.: **712,802**

[22] Filed: **Jun. 10, 1991**

[52] U.S. Cl. **D6/542**

[58] Field of Search **D6/542, 245; D23/255; 222/173, 180, 630-631, 282, 309, 372, 383, 385**

[56] **References Cited**

U.S. PATENT DOCUMENTS

D. 241,097	8/1976	Morris	D6/542
D. 247,940	5/1978	Tobin	D6/542
1,789,338	1/1931	Kooperstein	222/385
2,022,208	11/1935	Lacke	222/385
2,183,370	12/1939	Selitzky	222/385 X
2,204,838	6/1940	Walstrom	222/385
2,205,875	6/1940	Coffey et al.	222/385 X
2,220,645	11/1940	Girerd	417/555.1 X

2,562,111	7/1951	Michel	222/325 X
2,639,063	5/1952	Yuza	222/385
2,652,952	9/1953	Mowbray	222/180
2,657,833	11/1953	Stecynski et al.	222/309
2,837,246	6/1958	Steele	222/309

FOREIGN PATENT DOCUMENTS

544551 12/1921 France .


Primary Examiner—Brian N. Vinson
Attorney, Agent, or Firm—Mark G. Bocchetti; John W. Kane, Jr.

[57] **CLAIM**

The ornamental design for a liquid soap dispenser, as shown and described.

DESCRIPTION

FIG. 1 is a perspective view of the liquid soap dispenser showing my new design;
FIG. 2 is a top plan view thereof;
FIG. 3 is a front elevational view thereof;
FIG. 4 is a side elevational view thereof, the opposite side being a mirror image;
FIG. 5 is a rear elevational view thereof; and,
FIG. 6 is a bottom plan view thereof.






Fig. 1




Fig. 2

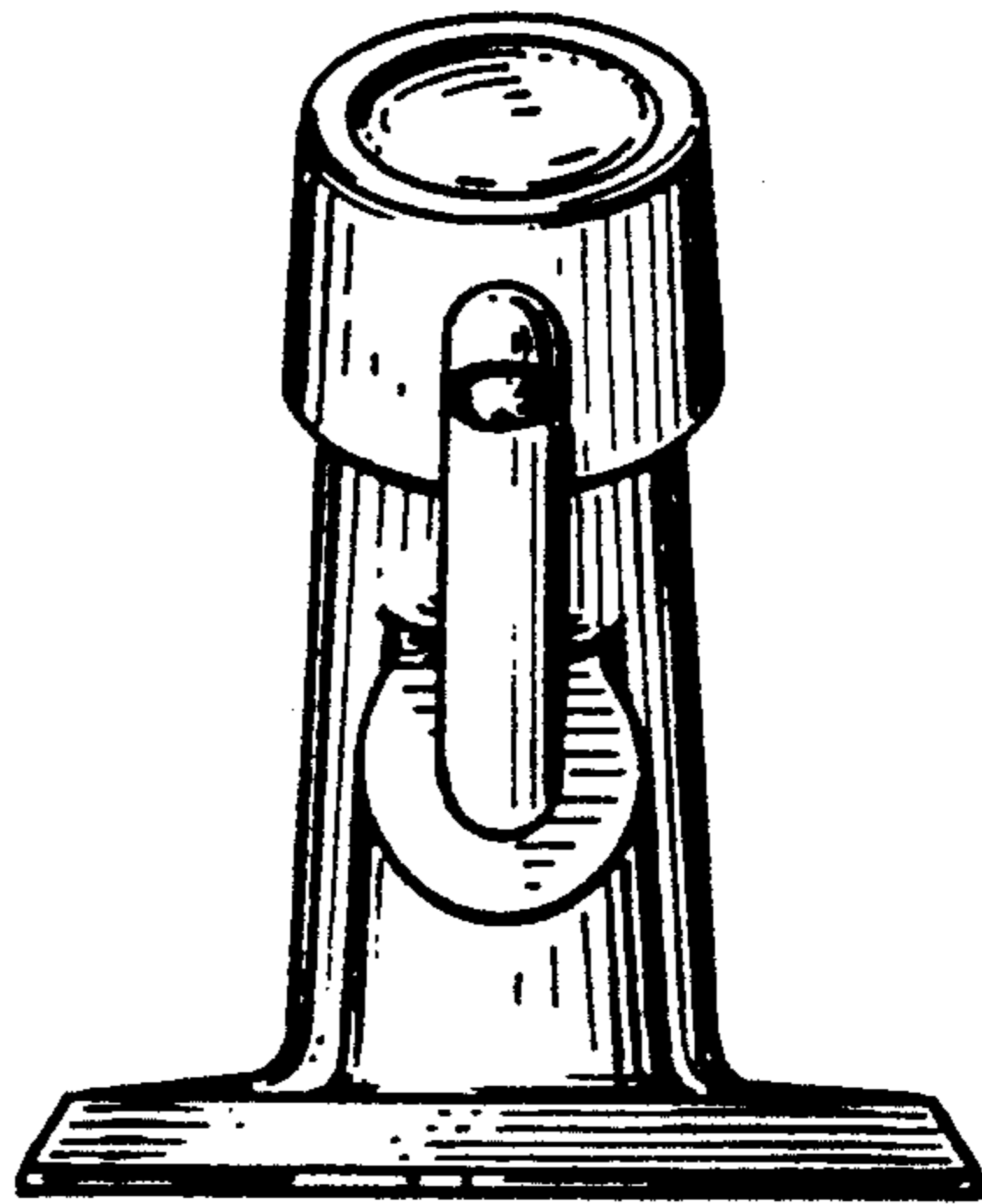


Fig. 3




Fig. 4

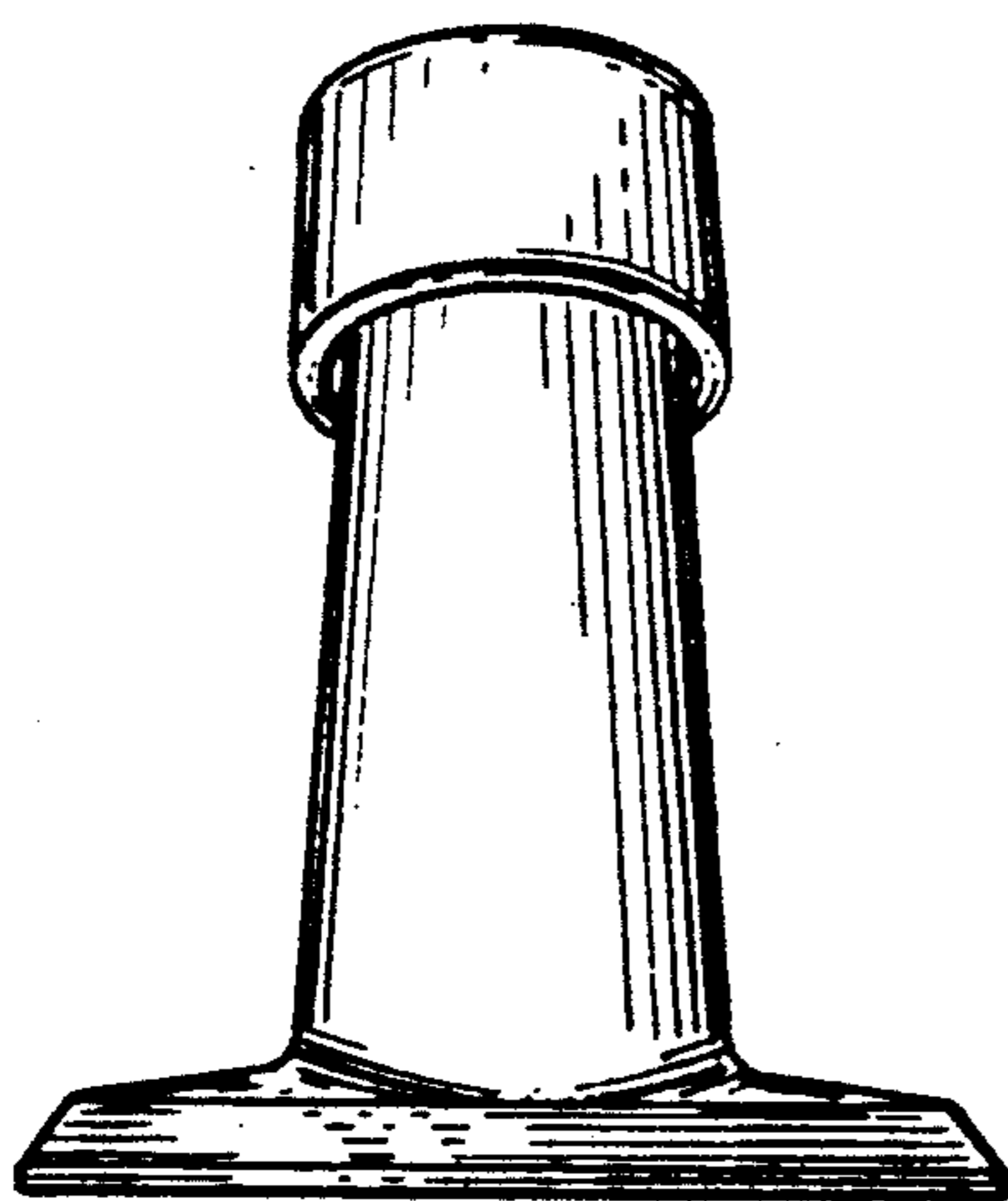


Fig. 5

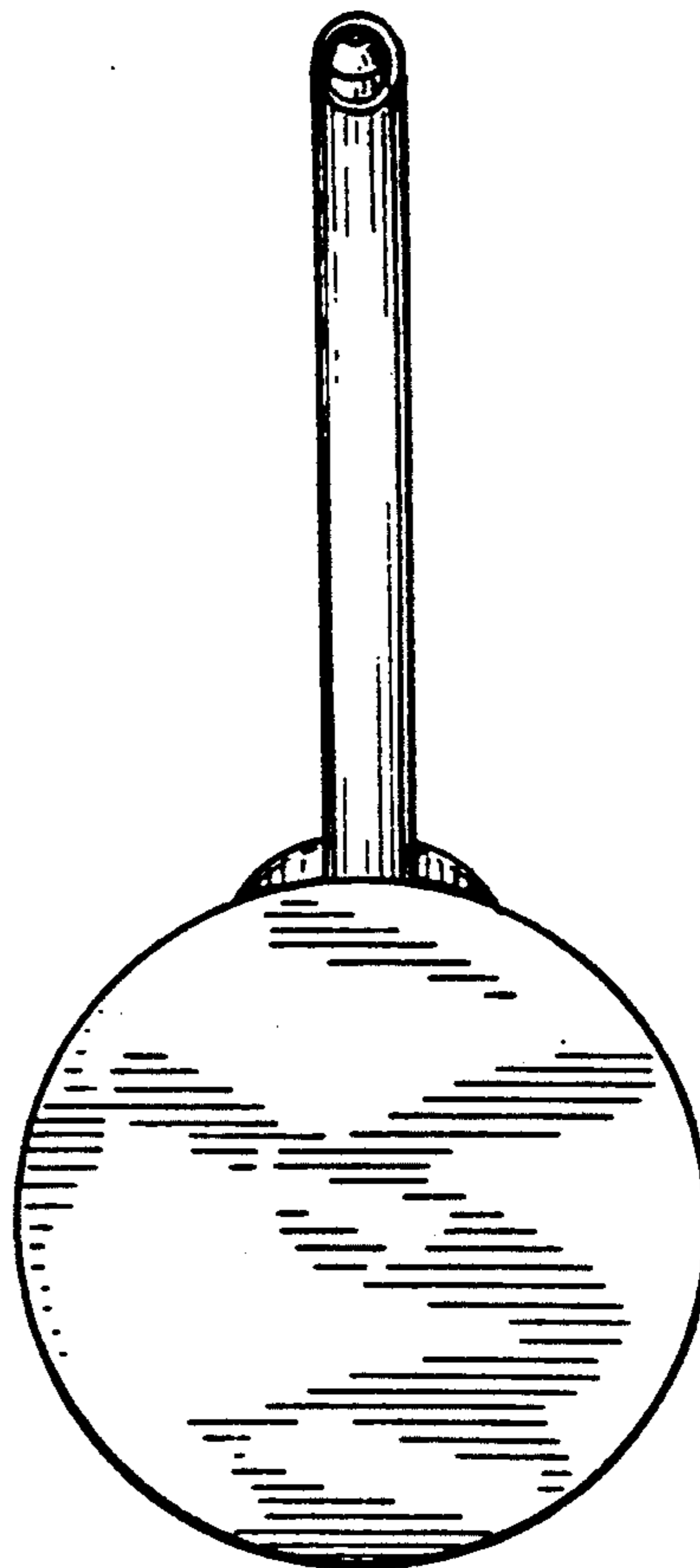


Fig. 6