



US00D335408S

United States Patent [19]

Nespor et al.

[11] Patent Number: Des. 335,408

[45] Date of Patent: ** May 11, 1993

[54] FREE SLIDING HAND REST

[76] Inventors: Tony Nespor, 2515 Glencoe Rd., Baltimore, Md. 21234; Walter Dandy, III, 12 E. Eager St., Baltimore, Md. 21202

[**] Term: 14 Years

[21] Appl. No.: 612,877

[22] Filed: Nov. 14, 1990

[52] U.S. Cl. D6/501

[58] Field of Search D6/501; D14/114; D18/12; 248/118, 118.3

[56] References Cited

U.S. PATENT DOCUMENTS

D. 288,158	2/1987	Dunnington	D6/501 X
360,529	4/1887	Jurey	.	
607,675	7/1898	Barr	.	
1,277,169	8/1918	Anderson	.	
1,611,084	12/1926	Storey	.	
4,482,063	11/1984	Berke et al.	.	
4,482,064	11/1984	Berke et al.	.	
4,545,554	10/1985	Latino et al.	248/118.3 X
4,621,781	11/1986	Springer	.	
4,688,862	8/1987	Fowler et al.	.	
4,913,390	4/1990	Berke	.	
4,976,407	12/1990	Schwartz et al.	248/118.3
5,004,196	4/1991	Gross	.	
5,056,743	10/1991	Zwar et al.	248/118

5,074,501 12/1991 Hölttä 248/118.3
5,104,073 4/1992 Vanbeek et al. 248/118.3

FOREIGN PATENT DOCUMENTS

WO8900111 1/1989 World Int. Prop. O. .

Primary Examiner—Alan P. Douglas

Assistant Examiner—Monica A. Hannon

Attorney, Agent, or Firm—Birch, Stewart, Kolasch & Birch

[57] CLAIM

The ornamental design for a free sliding hand rest, as shown.

DESCRIPTION

FIG. 1 is a perspective view of the free sliding hand rest showing our new design;

FIG. 2 is a top plan view of the free sliding hand rest of FIG. 1;

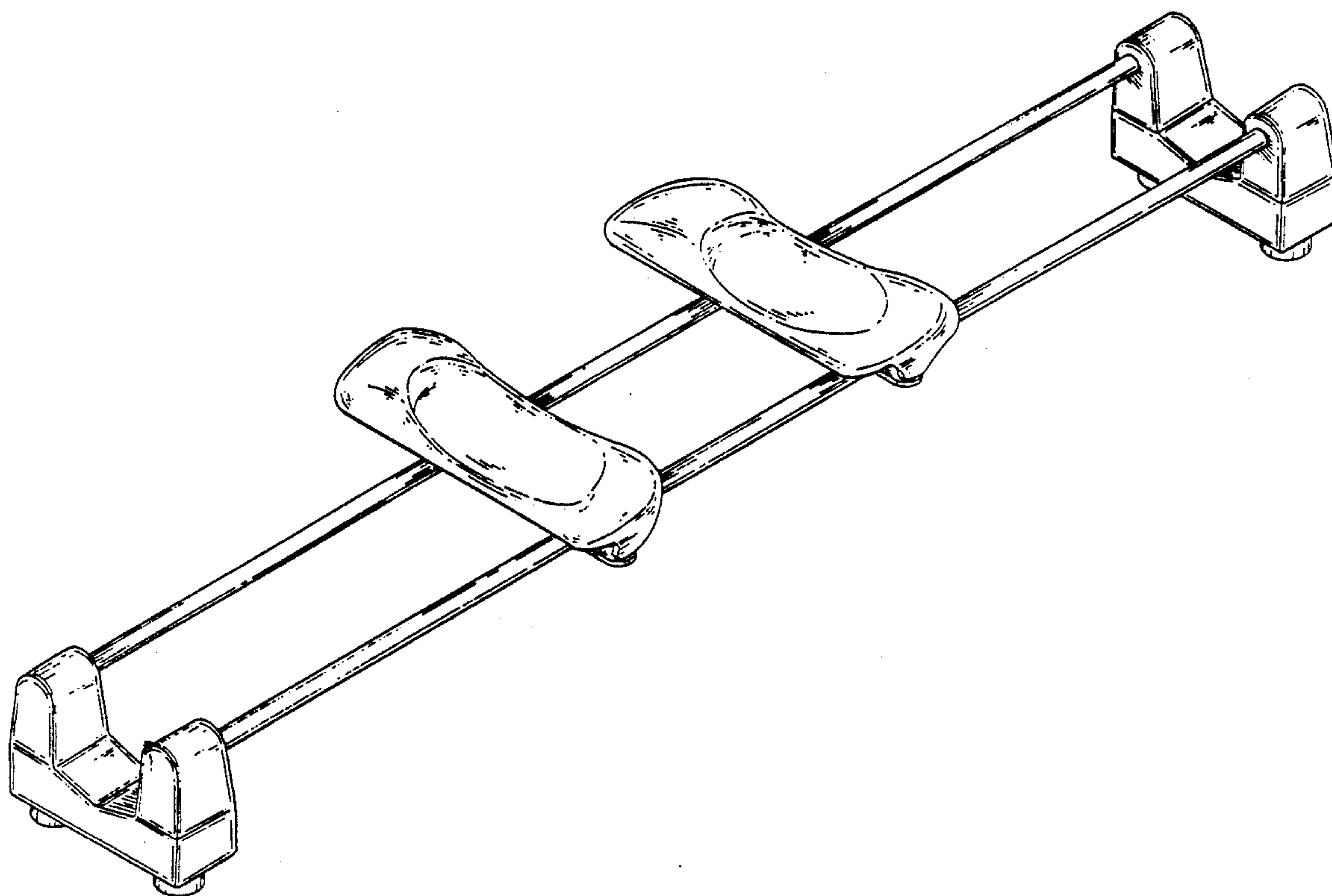
FIG. 3 is a bottom plan view of the free sliding hand rest of FIG. 1;

FIG. 4 is a front elevational view of the free sliding hand rest of FIG. 1;

FIG. 5 is a rear elevational view of the free sliding hand rest of FIG. 1;

FIG. 6 is an elevational view looking at the left end of the free sliding hand rest of FIG. 1; and,

FIG. 7 is an elevational view looking at the right end of the free sliding hand rest of FIG. 1.



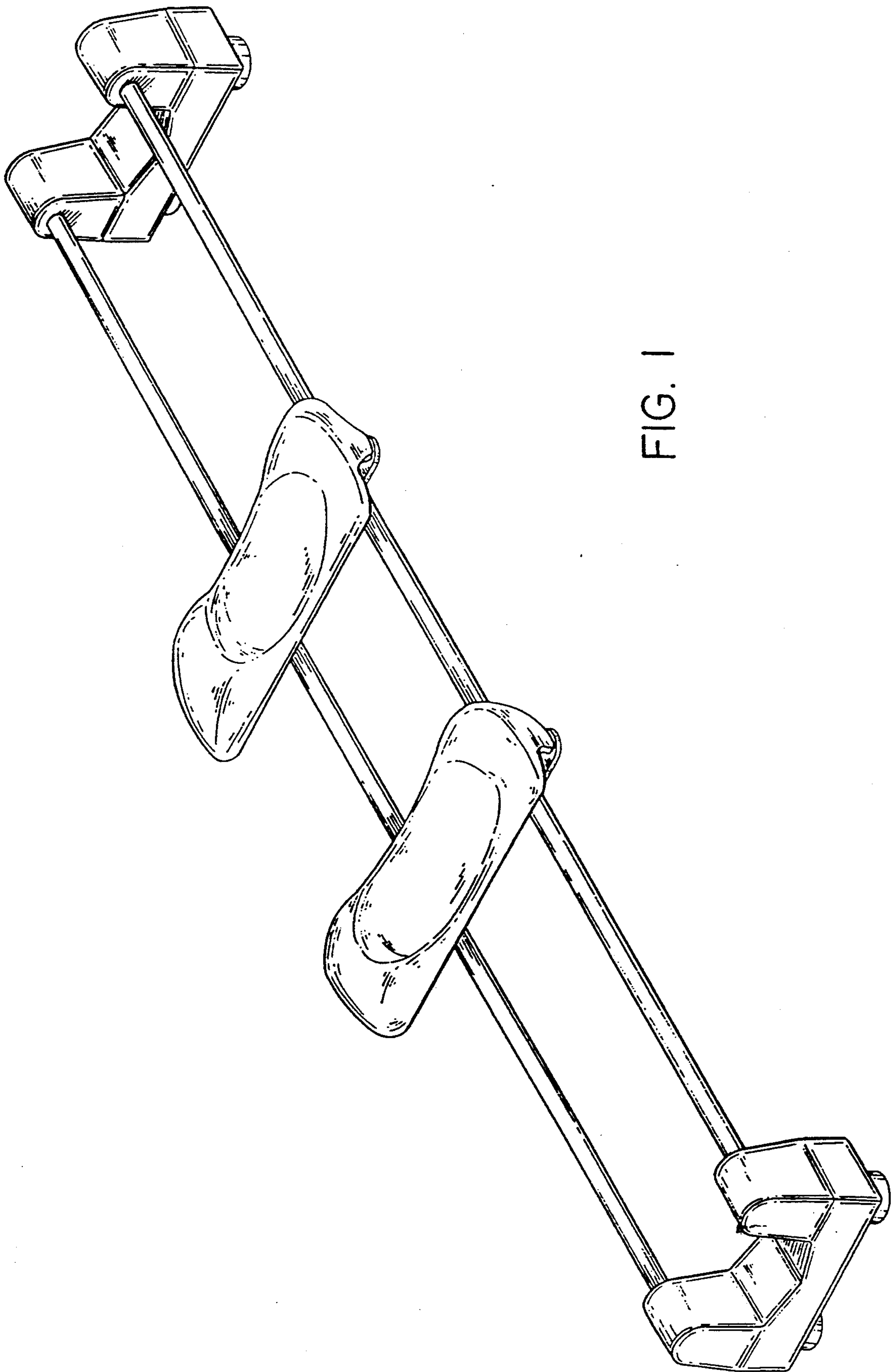


FIG. 1

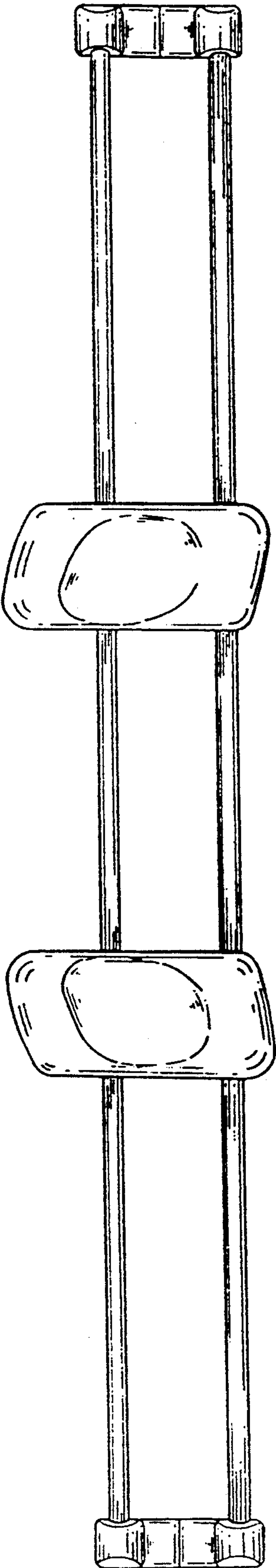


FIG. 2

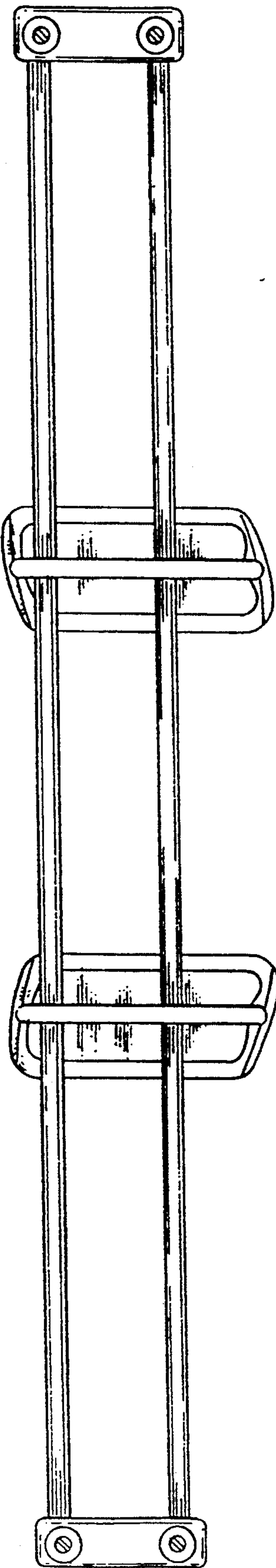


FIG. 3

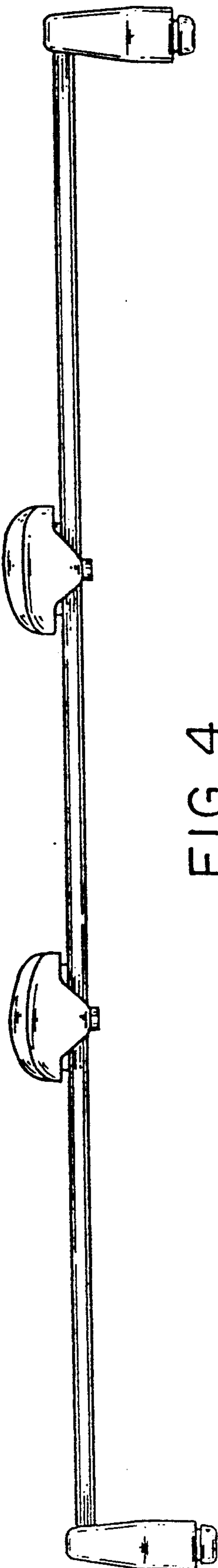


FIG. 4

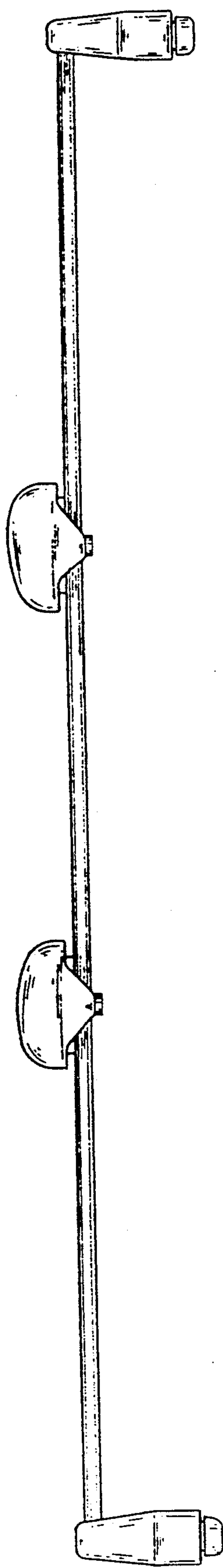


FIG. 5

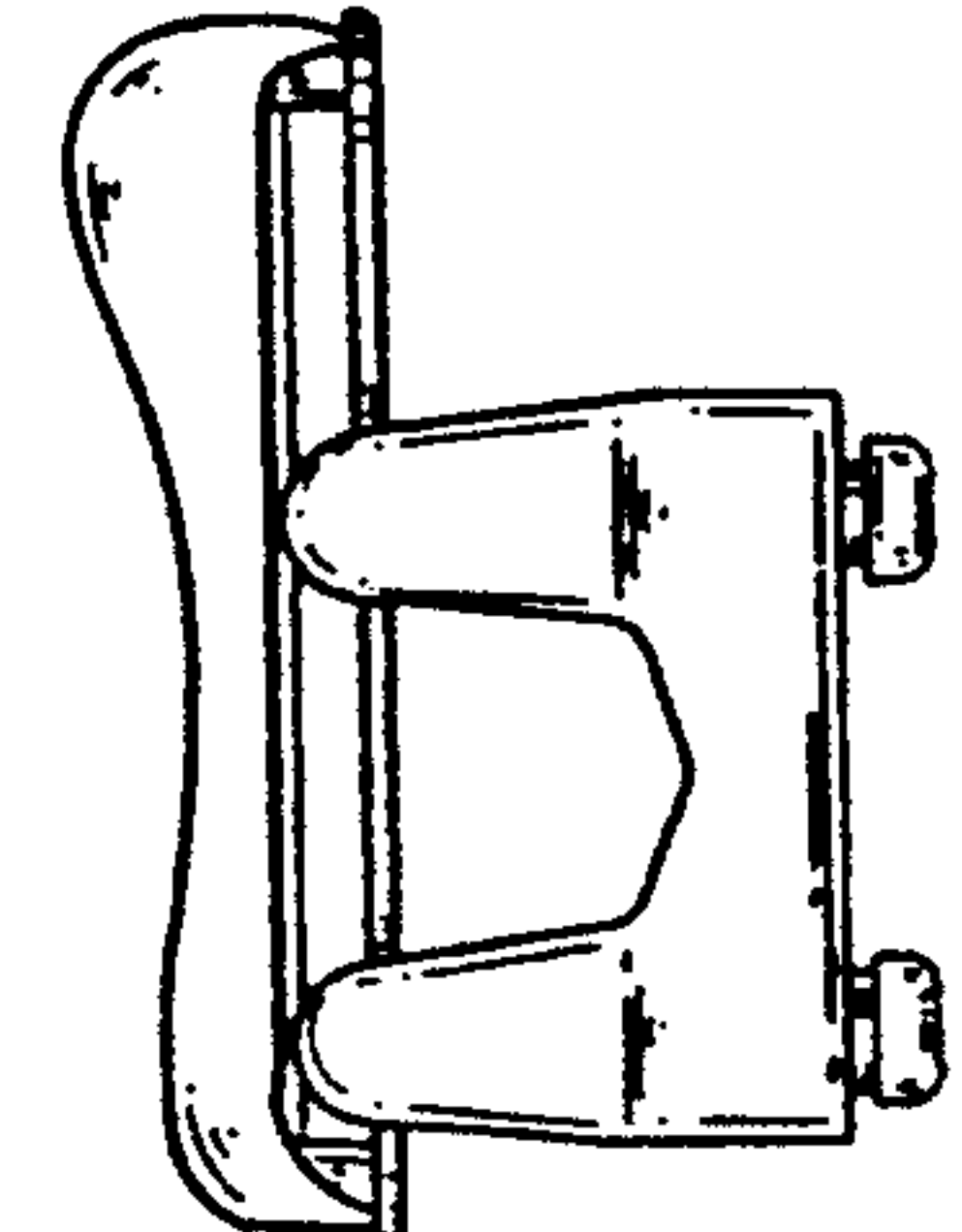


FIG. 6

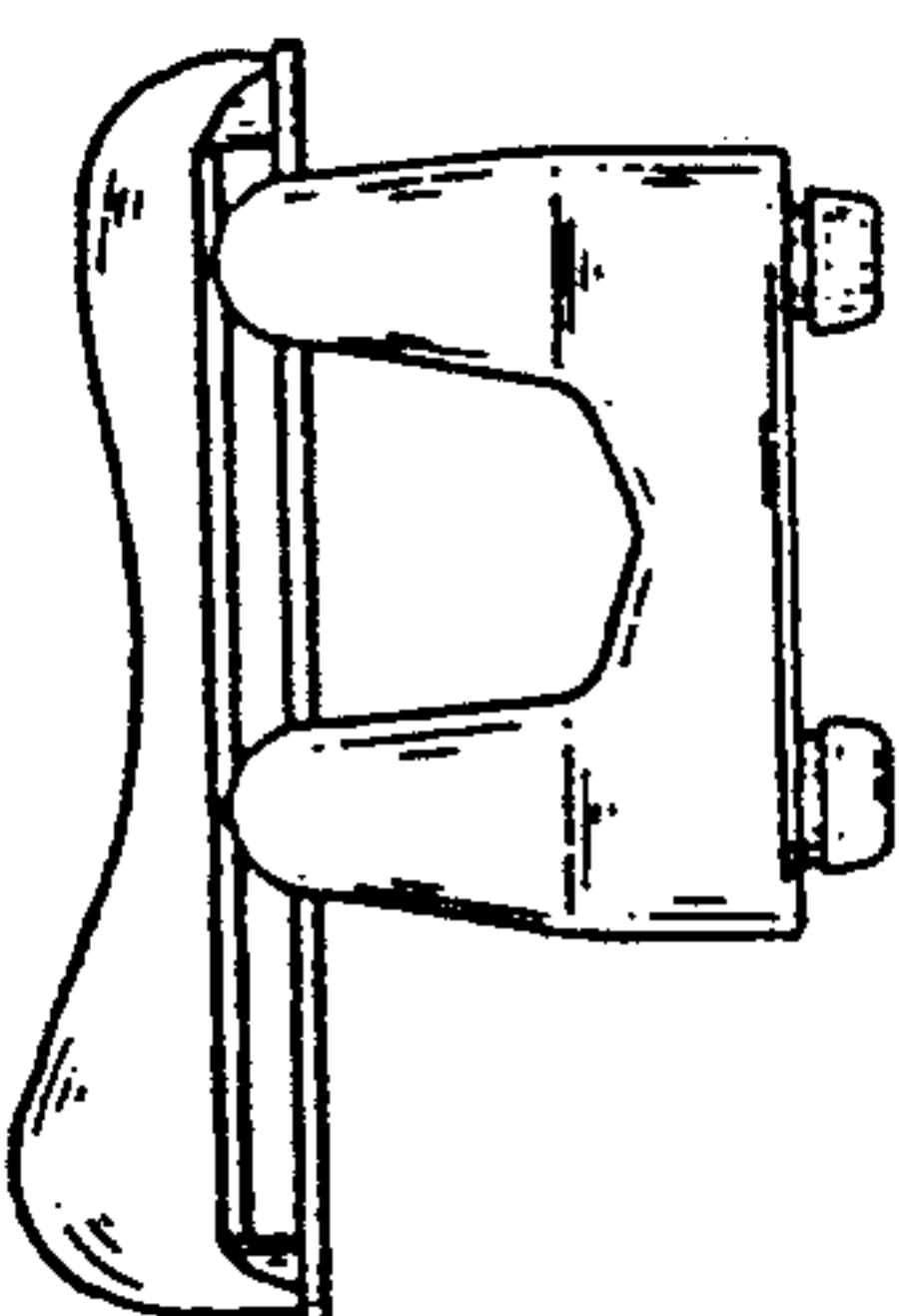


FIG. 7