



US00D335393S

**United States Patent** [19]  
**Pakarnseree**

[11] **Patent Number: Des. 335,393**  
[45] **Date of Patent: \*\* May 11, 1993**

[54] **TOOTHBRUSH**

**DESCRIPTION**

[76] **Inventor:** Saree Pakarnseree, 885 Sukumvit,  
Klongton, Prakanong Bangkok  
10110, Thailand

[\*\*] **Term:** 14 Years

[21] **Appl. No.:** 328,346

[22] **Filed:** Mar. 23, 1989

[52] **U.S. Cl. ....** D4/104

[58] **Field of Search ....** D4/100-114,  
D4/130-138, 199; D24/10-11; D28/64;  
15/105-106, 143 R, 159 R, 159 A, 160,  
167.1-167.3, 176.1-176.6; 132/308-311

FIG. 1 is a perspective view of a toothbrush showing my new design;  
FIG. 2 is a top plan view thereof;  
FIG. 3 is a bottom plan view thereof;  
FIG. 4 is a side elevational view thereof, the opposite side being a mirror image;  
FIG. 5 is a front end elevational view thereof;  
FIG. 6 is a rear end elevational view thereof;  
FIG. 7 is a perspective view of a second embodiment of the design shown in FIG. 1, the only difference residing in the number of openings in the handle;  
FIG. 8 is a bottom plan view thereof;  
FIG. 9 is a perspective view of a third embodiment of the design shown in FIG. 1, the only difference residing in the number of openings in the handle;  
FIG. 10 is a bottom plan view thereof;  
FIG. 11 is a perspective view of a fourth embodiment of the design shown in FIG. 1;  
FIG. 12 is a top plan view thereof;  
FIG. 13 is a bottom plan view thereof;  
FIG. 14 is a side elevational view thereof, the opposite side being a mirror image;  
FIG. 15 is a front end elevational view thereof;  
FIG. 16 is a rear elevational view thereof;  
FIG. 17 is a perspective view of a fifth embodiment of the design shown in FIG. 1, the undisclosed side and ends being similar to the views shown in FIGS. 14-16 with the only difference residing in the number of openings in the handle;  
FIG. 18 is a bottom plan view thereof;  
FIG. 19 is a perspective view of a sixth embodiment of the design shown in FIG. 1, the undisclosed side and ends being similar to the views shown in FIGS. 14-16 with the only difference residing in the number of openings in the handle; and,  
FIG. 20 is a bottom plan view thereof.

[56] **References Cited**

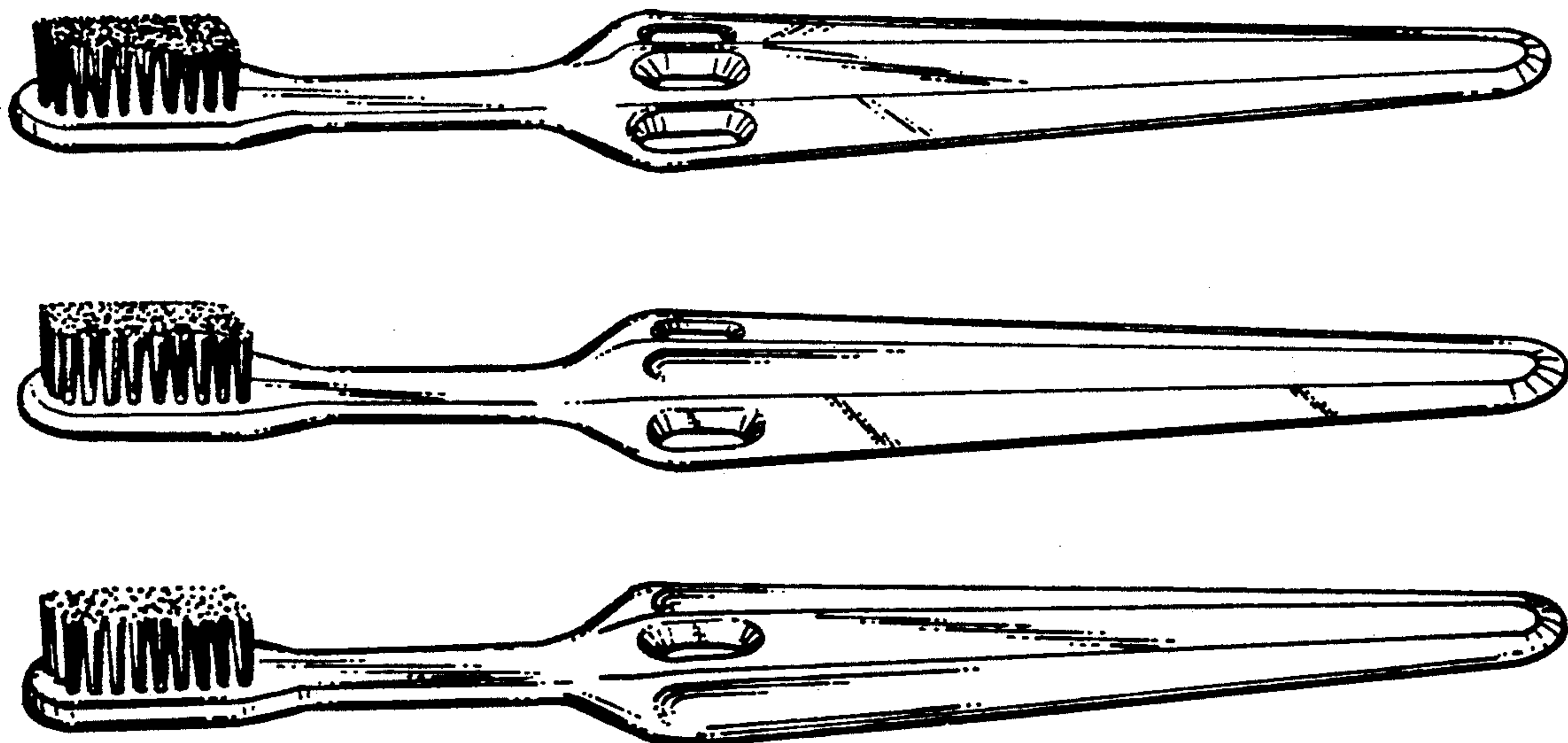
**U.S. PATENT DOCUMENTS**

D. 110,185	6/1938	Luckenbill	.....	D4/104
D. 136,156	10/1943	Fuller	.....	D4/104
D. 160,101	9/1950	MacDonald	.....	D4/104
D. 284,236	6/1986	Collet	.....	D4/104
2,273,207	2/1942	Kuhn	.....	15/143 R X
2,304,319	12/1942	Saltzman	.....	15/143 R X

*Primary Examiner*—Wallace R. Burke  
*Assistant Examiner*—Lavone D. Tabor  
*Attorney, Agent, or Firm*—Townsend and Townsend  
Khourie and Crew

[57] **CLAIM**

The ornamental design for a toothbrush, as shown and described herein.






FIG. 1.

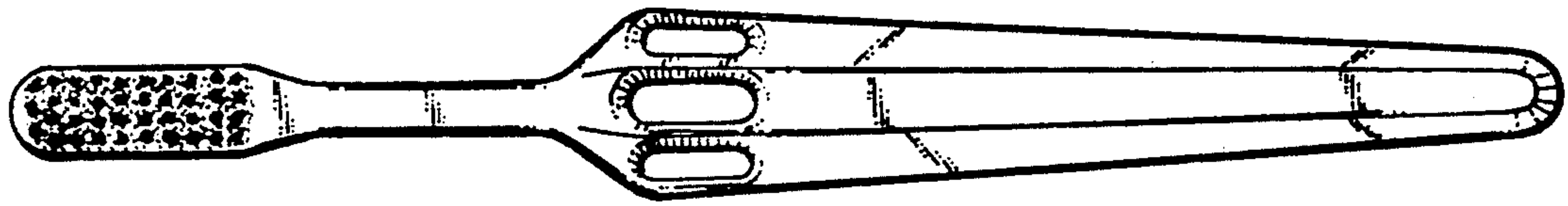


FIG. 2.

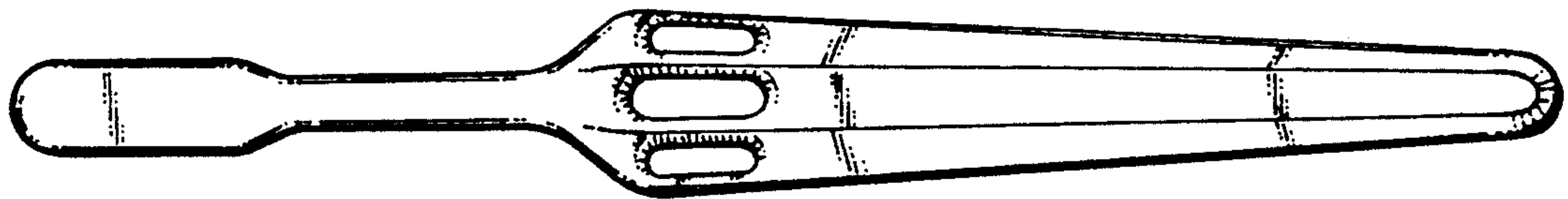


FIG. 3.




FIG. 4.



FIG. 5.



FIG. 6.




FIG. 7.

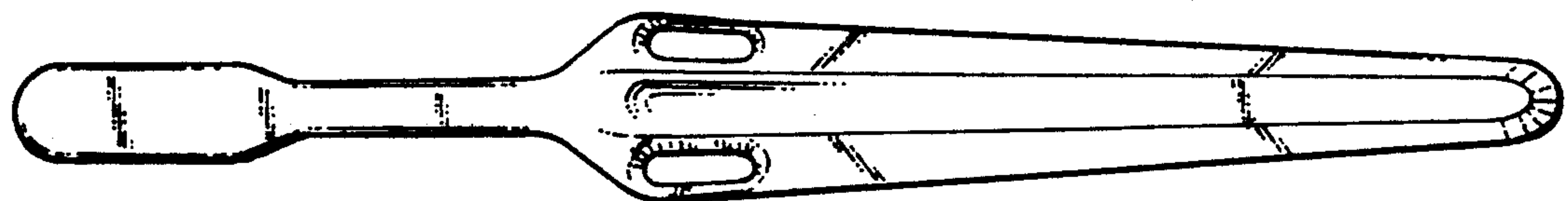


FIG. 8.




FIG. 9.




FIG. 10.



FIG. 11.

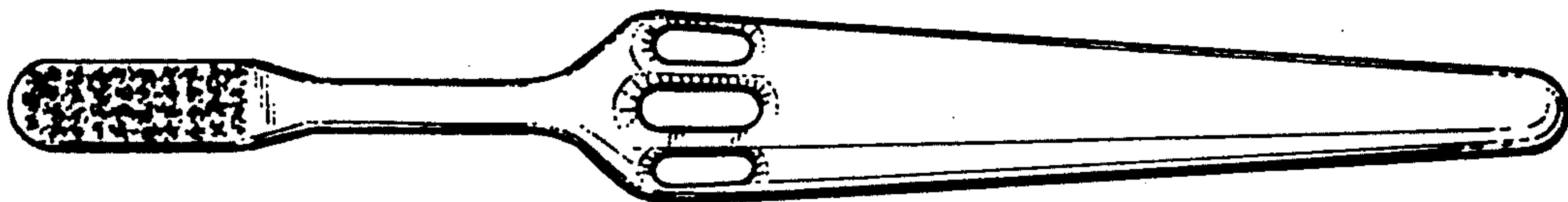


FIG. 12.




FIG. 13.



FIG. 14.




FIG. 15.




FIG. 16.






*FIG. 17.*



*FIG. 18.*



*FIG. 19.*



*FIG. 20.*