



US00D335389S

United States Patent [19]

[11] Patent Number: **Des. 335,389**

Hatfield et al.

[45] Date of Patent: **** May 11, 1993**

[54] SHOE UPPER

[75] Inventors: **Tinker L. Hatfield; Alexander W. Bodecker**, both of Portland, Oreg.

[73] Assignee: **Nike, Inc.**, Beaverton, Oreg.

[**] Term: **14 Years**

[21] Appl. No.: **818,975**

[22] Filed: **Jan. 10, 1992**

[52] U.S. Cl. **D2/314; D2/308**

[58] Field of Search **D2/264, 265, 272, 283, D2/308-314; 36/45, 83, 84, 89, 101-107, 112-114, 132, 136**

[56] References Cited

U.S. PATENT DOCUMENTS

D. 135,866	6/1943	Sandler .	
D. 296,033	6/1988	Brown et al.	D2/314
D. 300,982	5/1989	Swett	D2/314
D. 319,918	9/1991	Hatfield	D2/314
D. 325,812	5/1992	Hatfield	D2/314
D. 328,667	8/1992	Tonkel et al.	D2/314
D. 329,738	9/1992	Keen	D2/314

OTHER PUBLICATIONS

Nike Fall 1991 Footwear Catalog, pp. 72, 73, 78, 79, 82, 83.

Nike Fall 1987 Footwear Catalog, pp. 92, 93.

Nike Spring 1992 Footwear Catalog, pp. 30, 31.

Nike Fall 1992 Footwear Catalog, pp. 30, 31.

Primary Examiner—Louis S. Zarfes

Attorney, Agent, or Firm—Banner, Birch, McKie & Beckett

[57] CLAIM

The ornamental design for a shoe upper, as shown and described.

DESCRIPTION

FIG. 1 is a side elevational view of one side of a shoe upper having my new design;

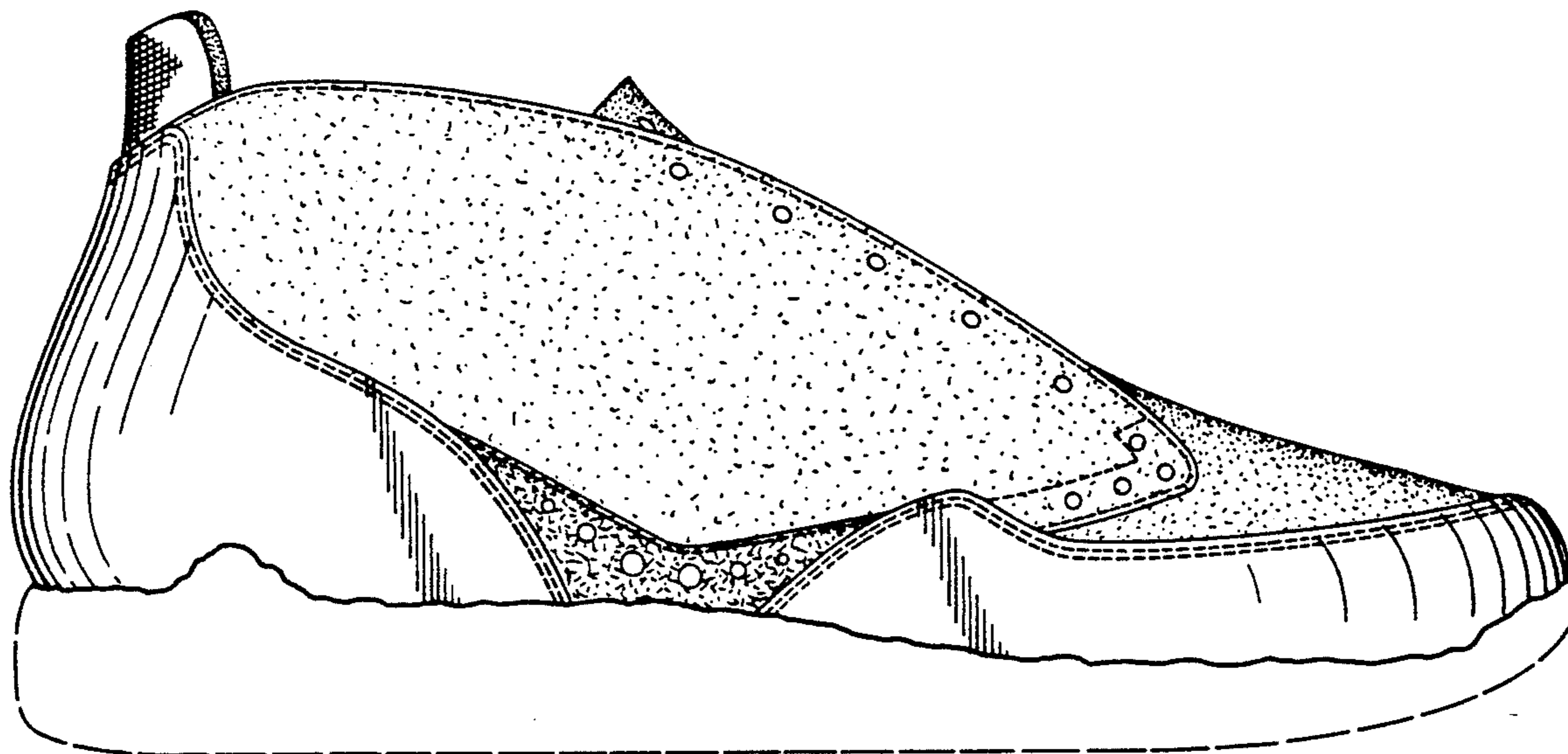
FIG. 2 is a side elevational view of the other side of the shoe upper shown in FIG. 1;

FIG. 3 is a front elevational view of the shoe upper shown in FIG. 1;

FIG. 4 is a rear elevational view of the shoe upper shown in FIG. 1; and,

FIG. 5 is a top plan view of the shoe upper shown in FIG. 1.

The broken line showing of a shoe sole, including the cupped vertical sides of the sole, is environmental only and forms no part of the claimed design.



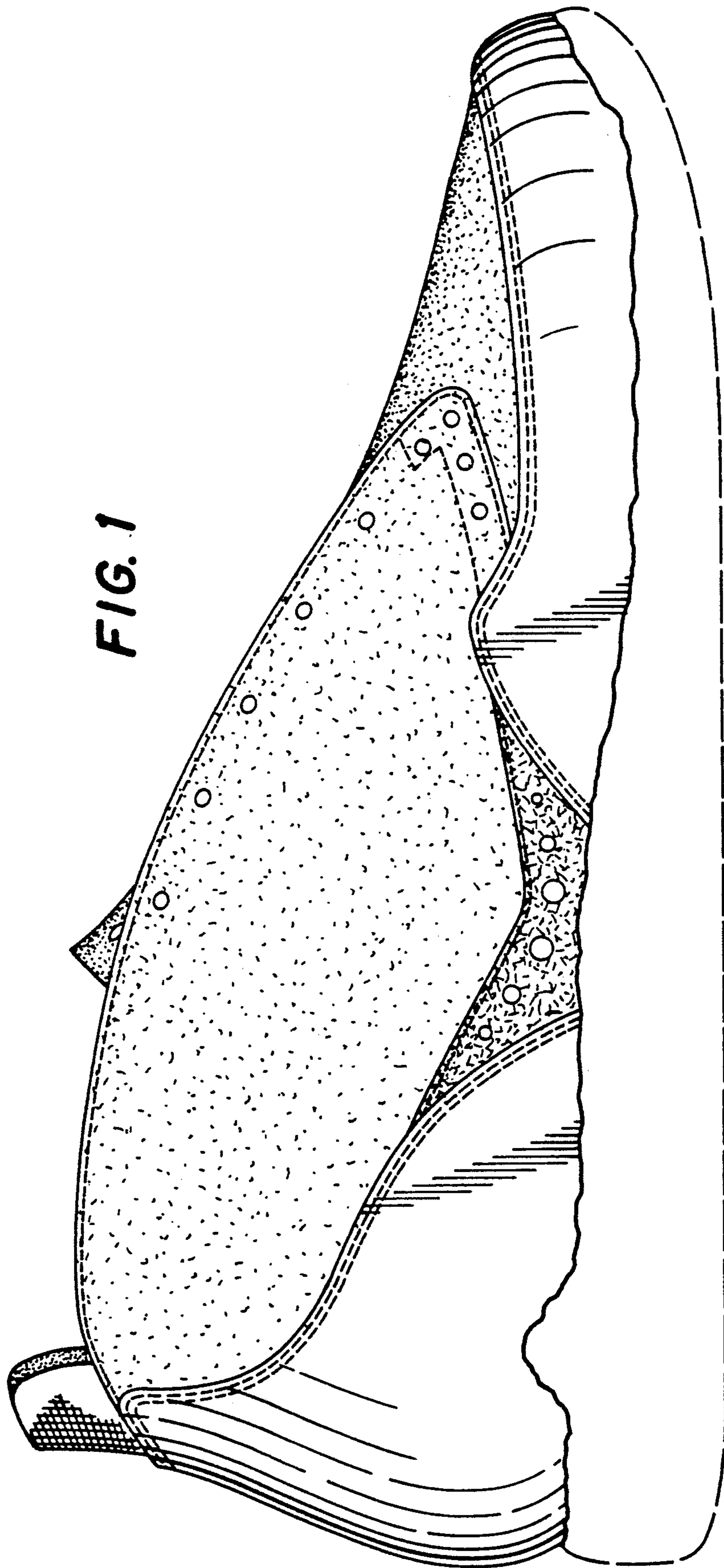


FIG. 1

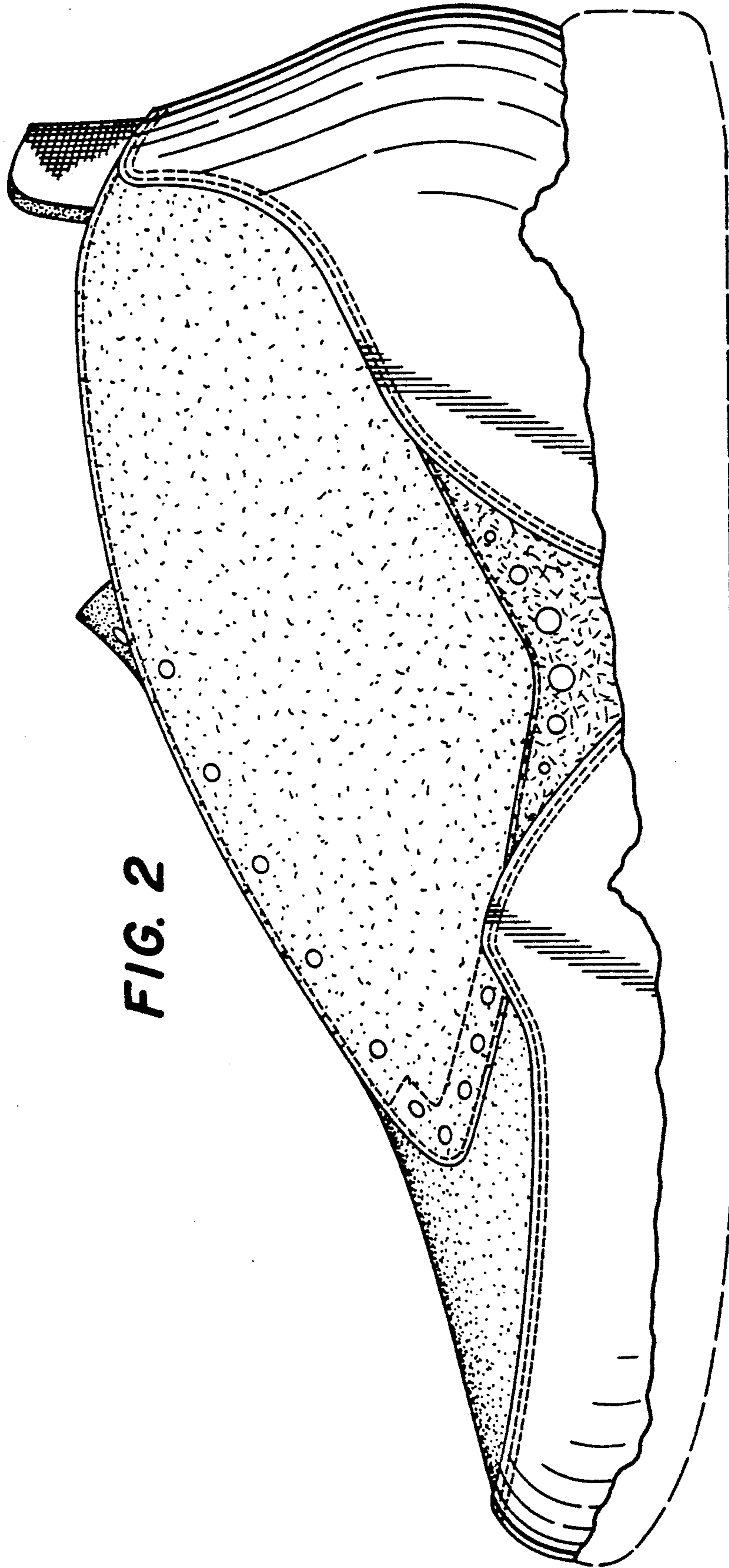


FIG. 2

FIG. 4

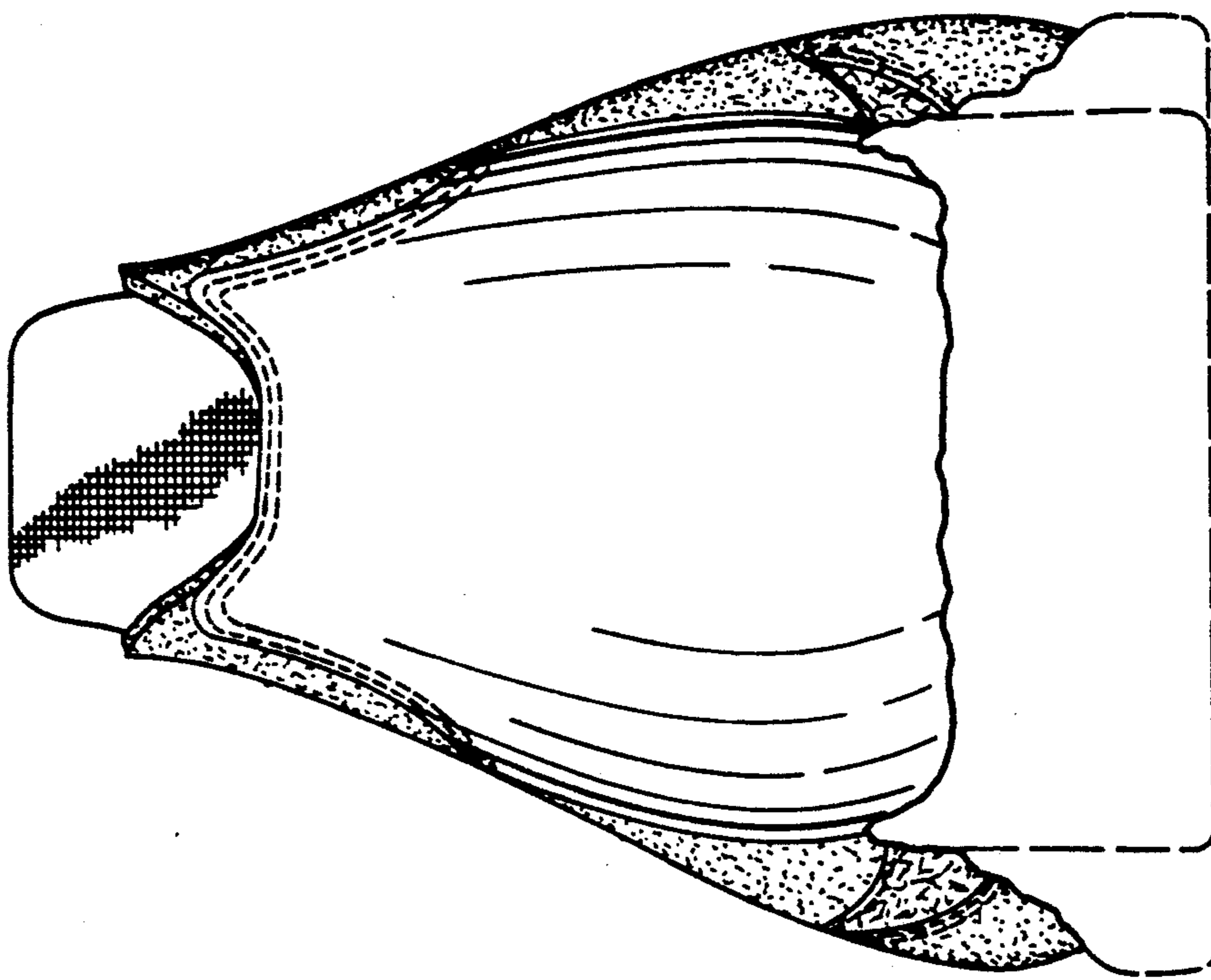


FIG. 3

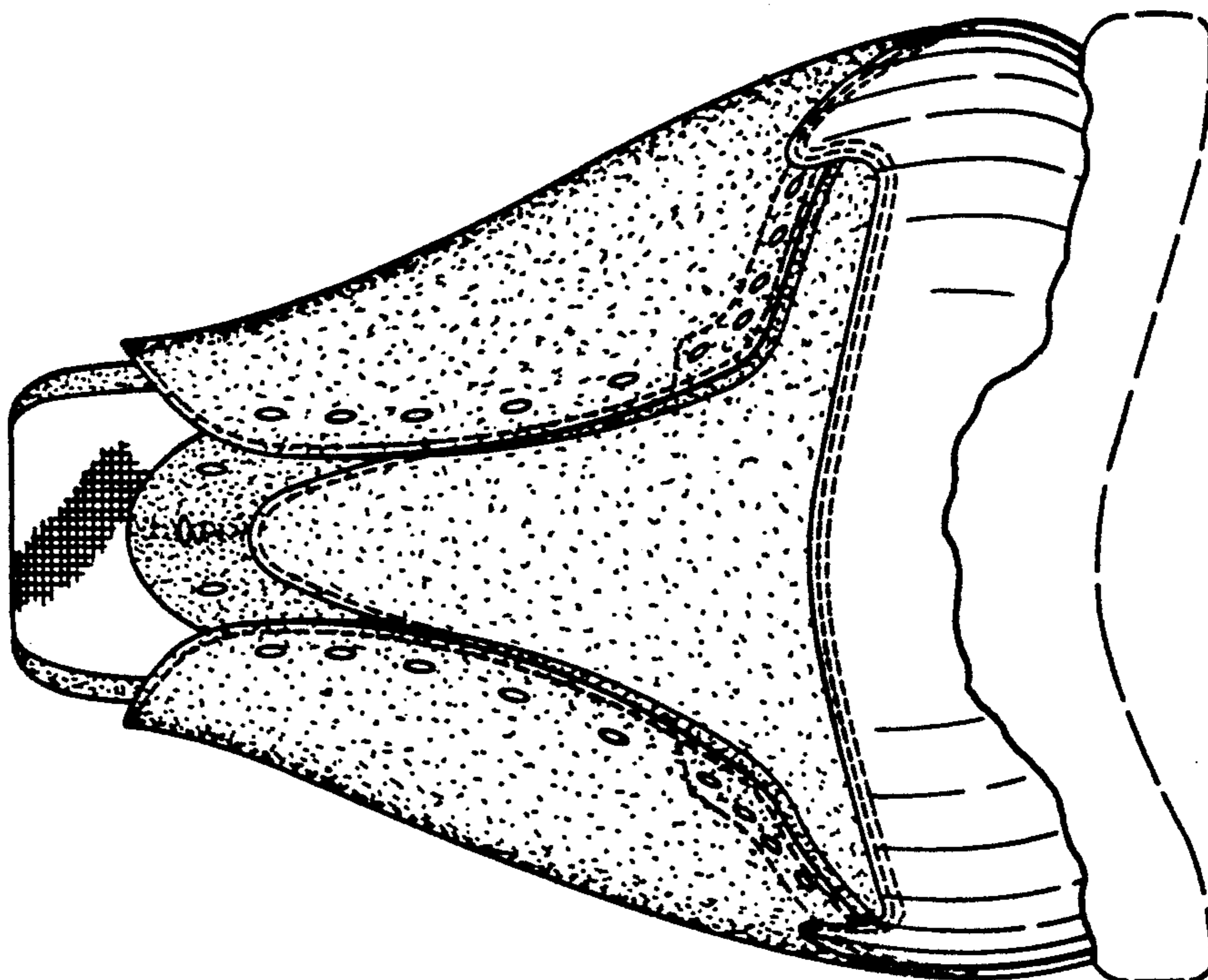


FIG. 5

