



US00D335342S

# United States Patent [19]

[11] Patent Number: **Des. 335,342**

**Leight**

[45] Date of Patent: **\*\* May 4, 1993**

[54] **EARPLUG**

4,774,938 10/1988 Leight ..... 128/864  
5,044,463 9/1991 Carr ..... 128/864 X

[76] Inventor: **Howard S. Leight, 4061 Glencoe Ave., Marina Del Rey, Calif. 90292**

### FOREIGN PATENT DOCUMENTS

[\*] Notice: The portion of the term of this patent subsequent to Sep. 29, 2006 has been disclaimed.

2100606 1/1983 United Kingdom ..... 128/864

[\*\*] Term: **14 Years**

*Primary Examiner*—Stella Reid  
*Assistant Examiner*—Ian Simmons  
*Attorney, Agent, or Firm*—Arthur Freilich; Robert D. Hornbaker; Leon D. Rosen

[21] Appl. No.: **702,683**

### [57] CLAIM

[22] Filed: **May 20, 1991**

The ornamental design for an earplug, as shown and described.

[52] U.S. Cl. .... **D24/106**

[58] Field of Search ..... D24/106; 128/866, 867, 128/864, 865, 357; 181/129, 128, 130

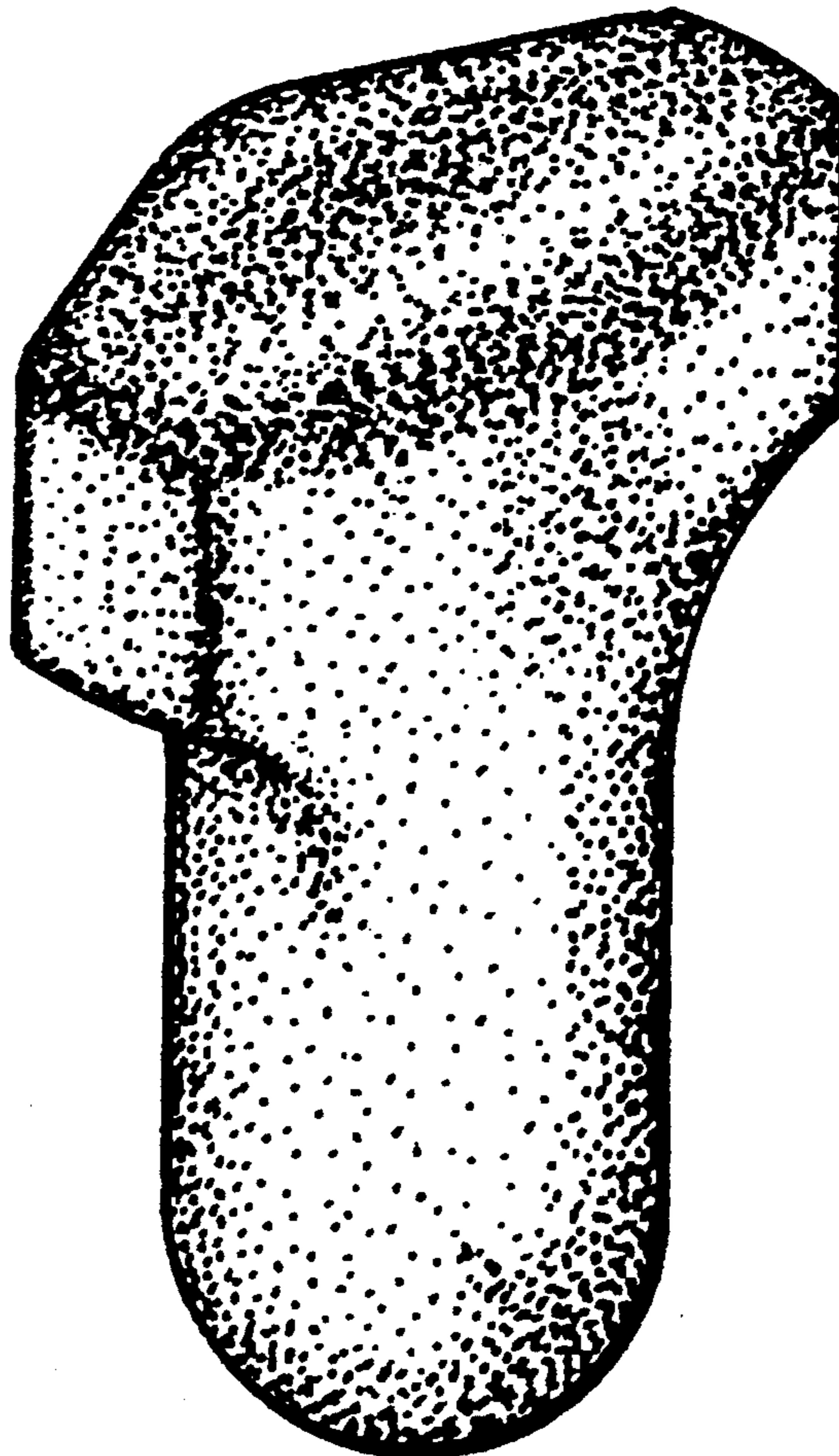
### DESCRIPTION

### [56] References Cited

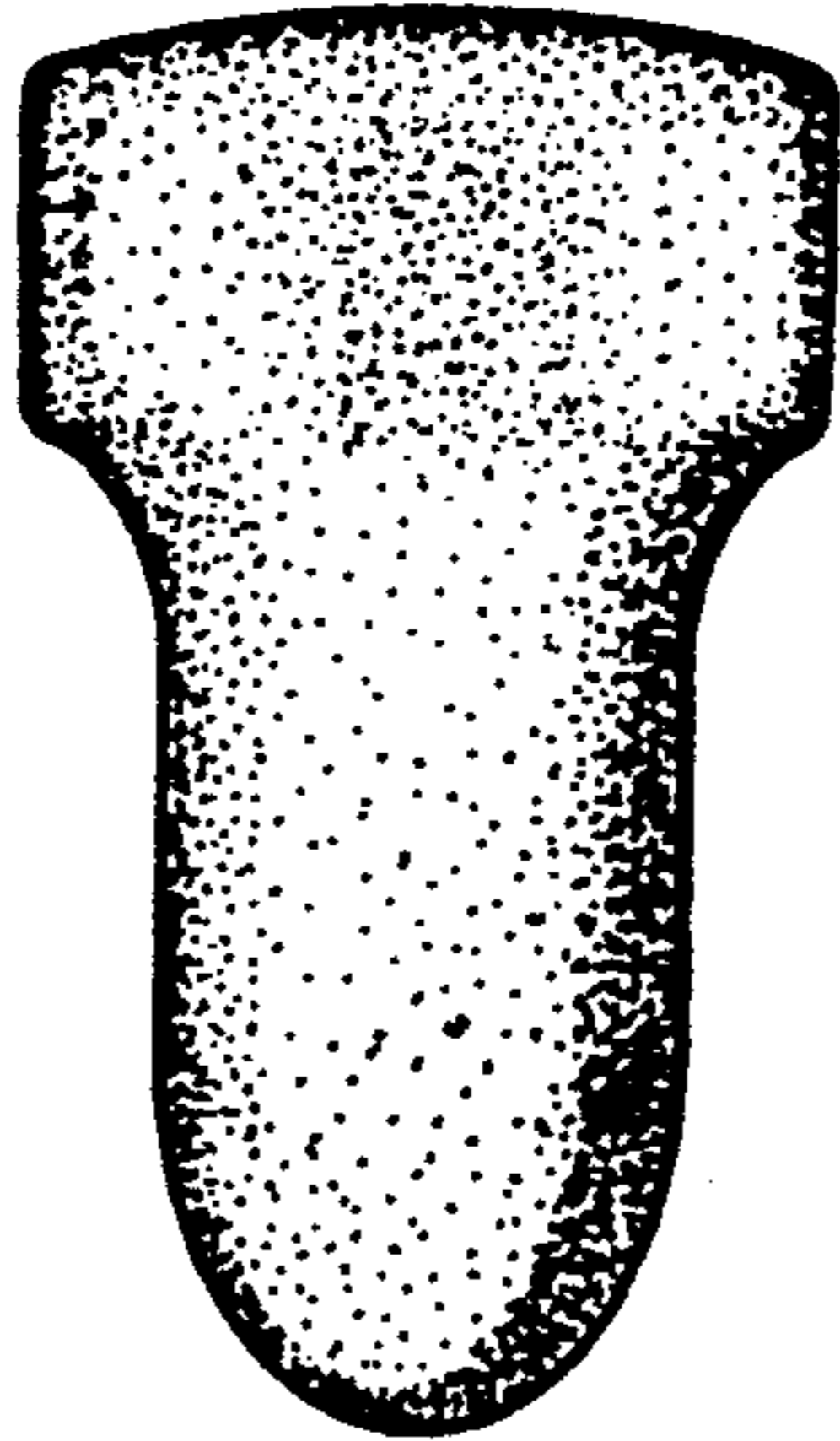
#### U.S. PATENT DOCUMENTS

D. 264,249	5/1982	Leight .....	D24/106
D. 307,635	5/1990	Gardner, Jr. ....	D24/106
D. 307,636	5/1990	Gardner, Jr. ....	D24/106
D. 329,897	9/1992	Leight .....	D24/106
2,850,012	9/1958	Becker .....	128/864


FIG. 1 is a front elevational view of an earplug showing my new design, the rear elevational view being a mirror image thereto;  
FIG. 2 is a left side elevational view thereof, the right side elevational view being a mirror image thereto;  
FIG. 3 is a top plan view;  
FIG. 4 is a bottom plan view; and,  
FIG. 5 is a perspective view thereof.




*FIG. 1*





*FIG. 2*



*FIG. 3*



*FIG. 4*



*FIG. 5*