



US00D335335S

United States Patent [19]

Gruber

[11] Patent Number: **Des. 335,335**

[45] Date of Patent: **** May 4, 1993**

[54] **BATHTUB**

[75] Inventor: **George S. Gruber, Canyon Country, Calif.**

[73] Assignee: **Six Eleven Limited, North Hollywood, Calif.**

[**] Term: **14 Years**

[21] Appl. No.: **721,356**

[22] Filed: **Jun. 20, 1991**

[52] U.S. Cl. **D23/280**

[58] Field of Search **D23/270, 271, 273, 275, D23/277-283, 8303-8307; D24/201-205; 4/538, 541.1-541.6, 557, 559, 560.1-566.1, 571.1-578.1, 584, 589, 590, 596, 610, 611, 612, 614, 621, 622, 675**

D. 238,074 12/1975 Gruber D23/277

D. 243,692 3/1977 Gruber D23/281

D. 243,693 3/1977 Gruber D23/277

D. 274,456 6/1984 Cuttriss D23/280

D. 286,811 11/1986 Diamond D23/281

D. 287,397 12/1986 Cuttriss D23/281

D. 313,839 1/1991 Dunlop D23/280

D. 313,840 1/1991 Gruber D23/280

D. 314,817 2/1991 Lenahan D23/281

Primary Examiner—James R. Largen

[57] CLAIM

The ornamental design for a bathtub, as shown and described.

DESCRIPTION

FIG. 1 is a top perspective view of a bathtub showing my new design;

FIG. 2 is a top plan view thereof;

FIG. 3 is a front elevational view thereof, the rear being the same as the front; and,

FIG. 4 is a left end elevational view thereof, the right end being the same as the left end.

[56] **References Cited**

U.S. PATENT DOCUMENTS

D. 238,071 12/1975 Ganger D23/277

D. 238,072 12/1975 Ganger D23/281

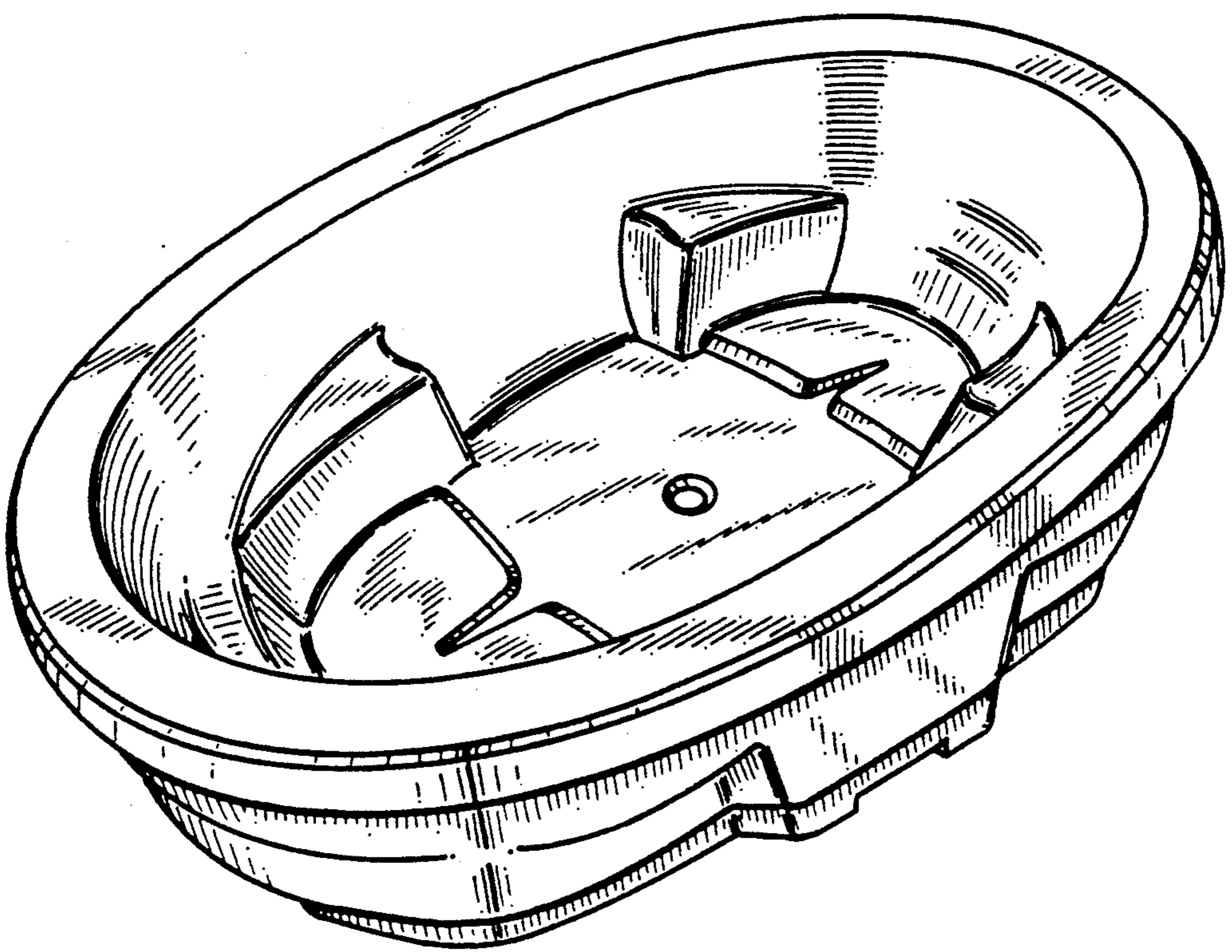


FIG-1

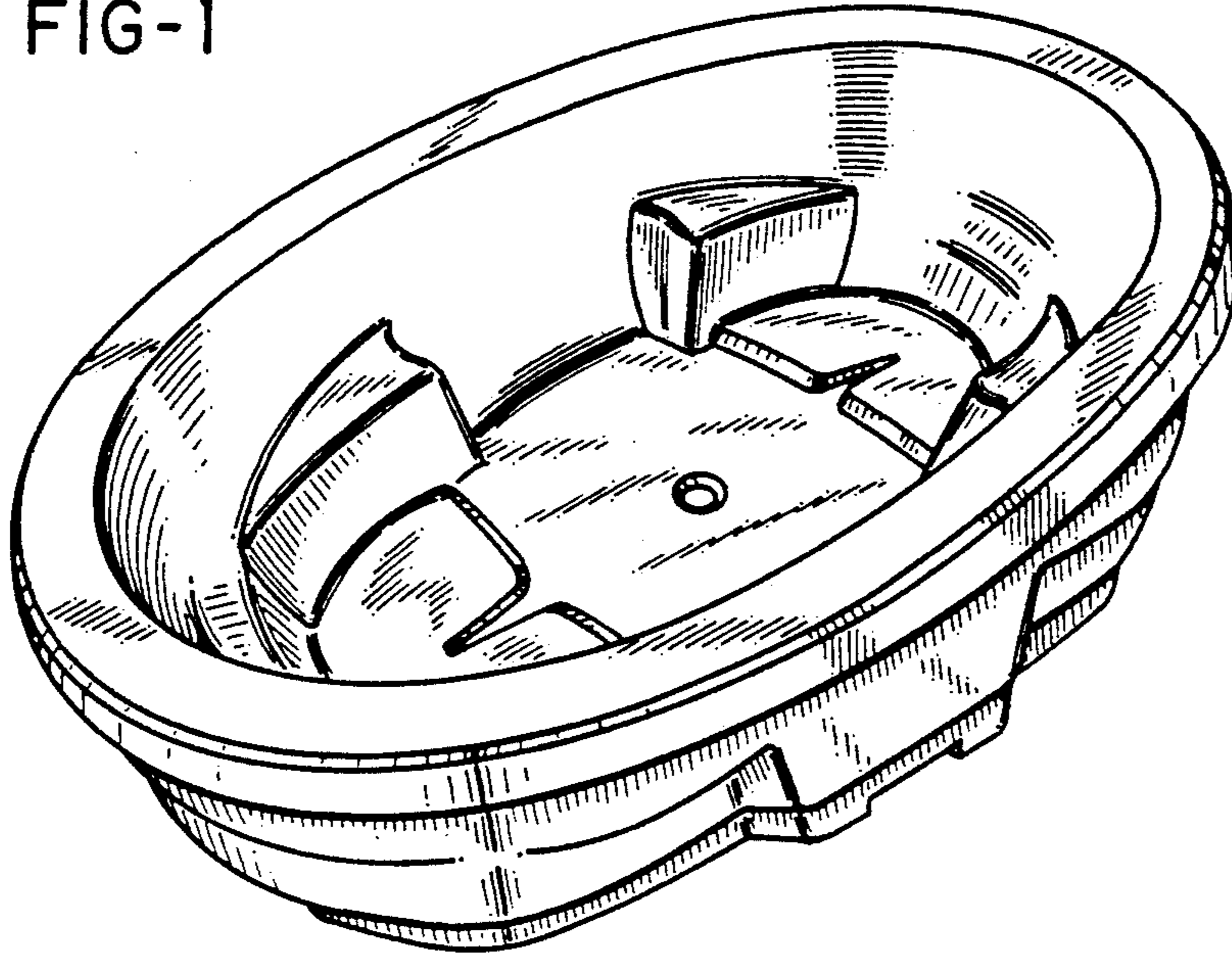


FIG-2

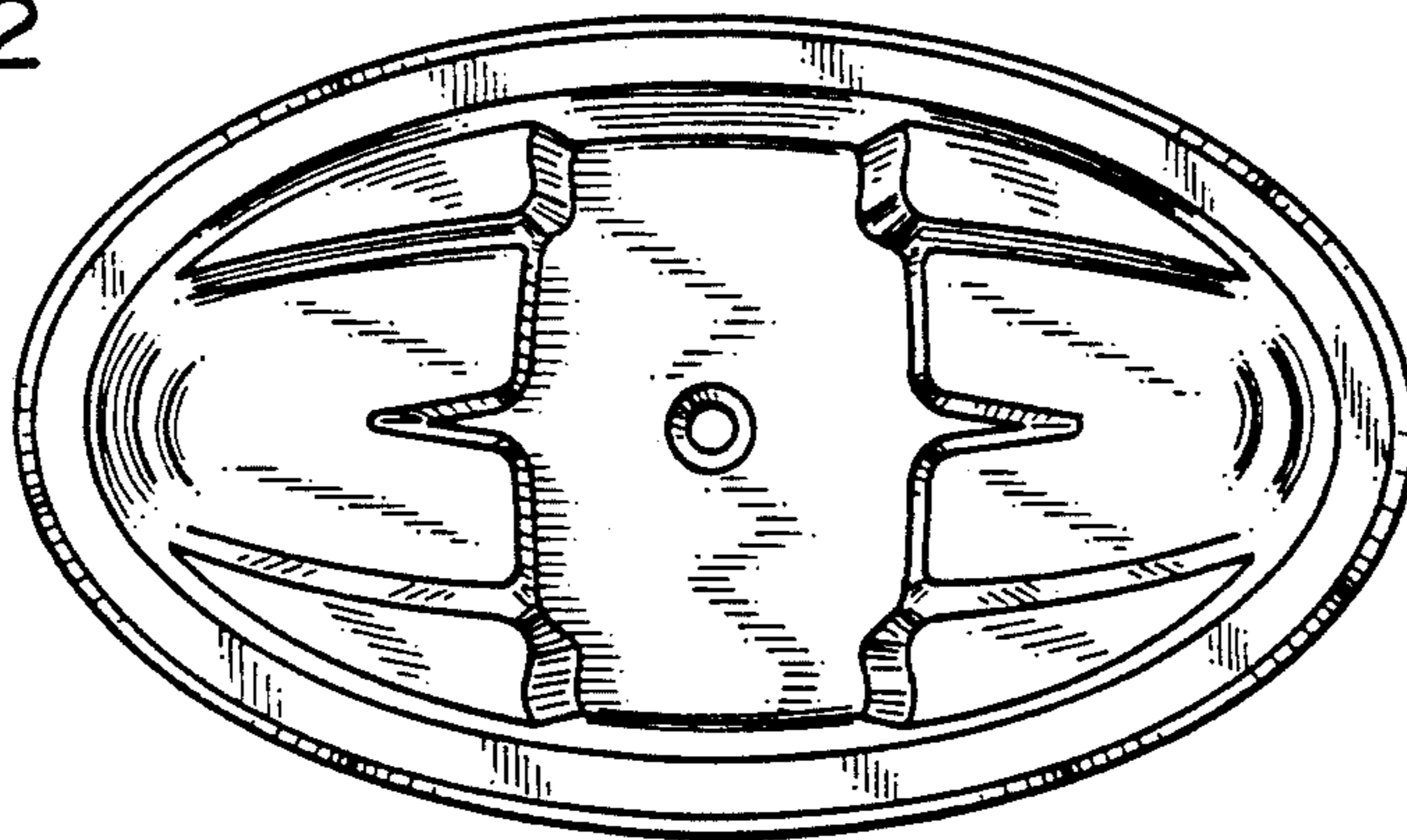


FIG-3




FIG-4

