



US00D335334S

# United States Patent [19]

Gruber

[11] Patent Number: Des. 335,334

[45] Date of Patent: \*\* May 4, 1993

[54] BATHTUB

[75] Inventor: George S. Gruber, Canyon Country, Calif.

[73] Assignee: Six Eleven Limited, North Hollywood, Calif.

[\*\*] Term: 14 Years

[21] Appl. No.: 721,353

[22] Filed: Jun. 20, 1991

[52] U.S. Cl. .... D23/280

[58] Field of Search ..... D23/270, 271, 273, 275, D23/277-283, 303-307; D24/201-205; 4/538, 541.1-541.6, 557, 559, 560.1-566.1, 571.1-578.1, 584, 589, 590, 596, 610, 611, 612, 614, 621, 622, 675

[56] References Cited

### U.S. PATENT DOCUMENTS

- D. 238,071 12/1975 Ganger ..... D23/277
- D. 238,072 12/1975 Ganger ..... D23/281

- D. 238,074 12/1975 Gruber ..... D23/277
- D. 243,692 3/1977 Gruber ..... D23/281
- D. 243,693 3/1977 Gruber ..... D23/277
- D. 274,456 6/1984 Cuttriss ..... D23/280
- D. 286,811 11/1986 Diamond ..... D23/281
- D. 287,397 12/1986 Cuttriss ..... D23/281
- D. 313,839 1/1991 Dunlop ..... D23/280
- D. 313,840 1/1991 Gruber ..... D23/280
- D. 314,817 2/1991 Lenahan ..... D23/281

Primary Examiner—James R. Largen

### [57] CLAIM

The ornamental design for a bathtub, as shown and described.

### DESCRIPTION

FIG. 1 is a top perspective view of a bathtub showing my new design;  
 FIG. 2 is a top plan view thereof;  
 FIG. 3 is a front elevational view thereof, the rear being the same as the front; and,  
 FIG. 4 is a left end elevational view thereof, the right end being the same as the left end.




FIG-1




FIG-2

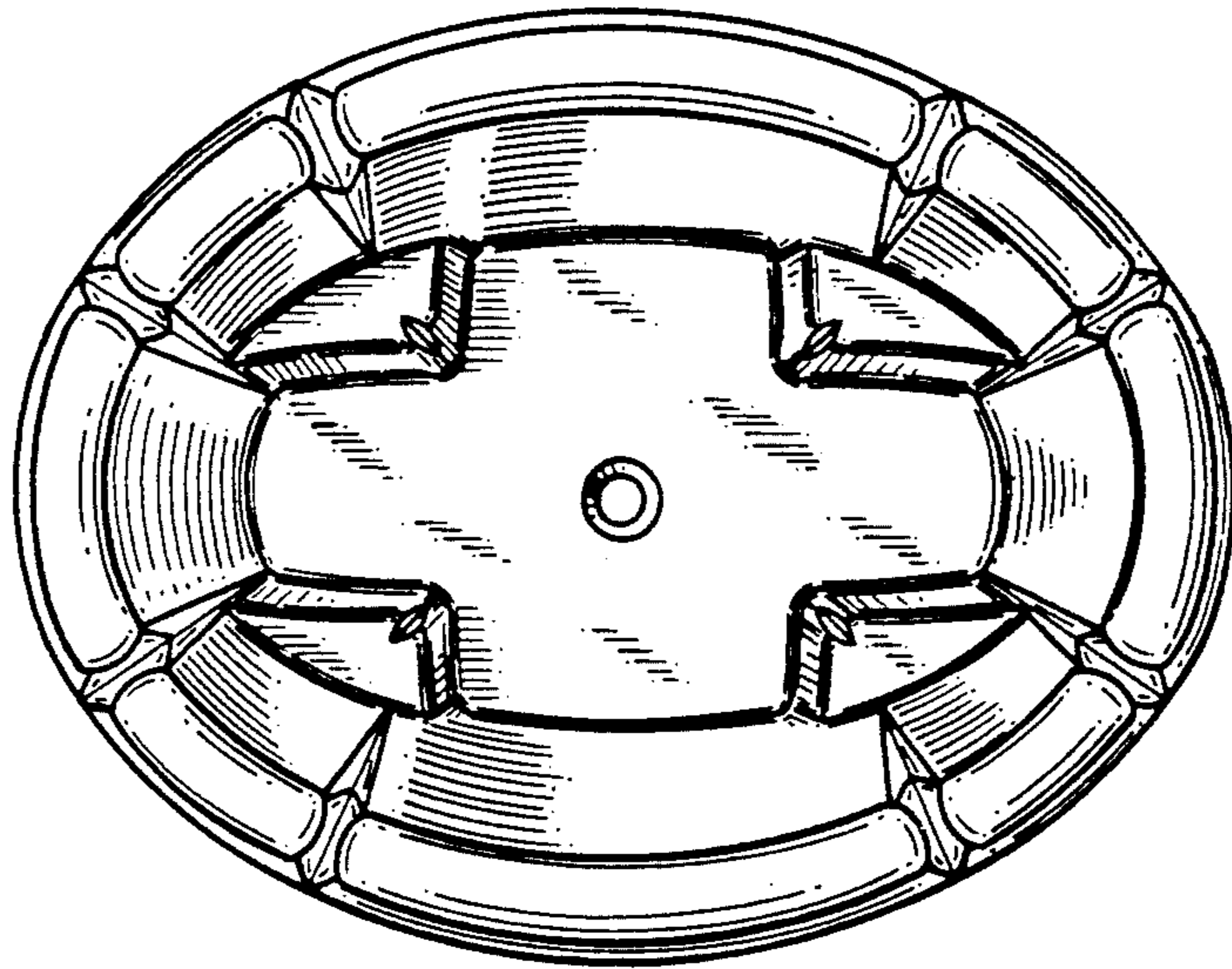


FIG-3

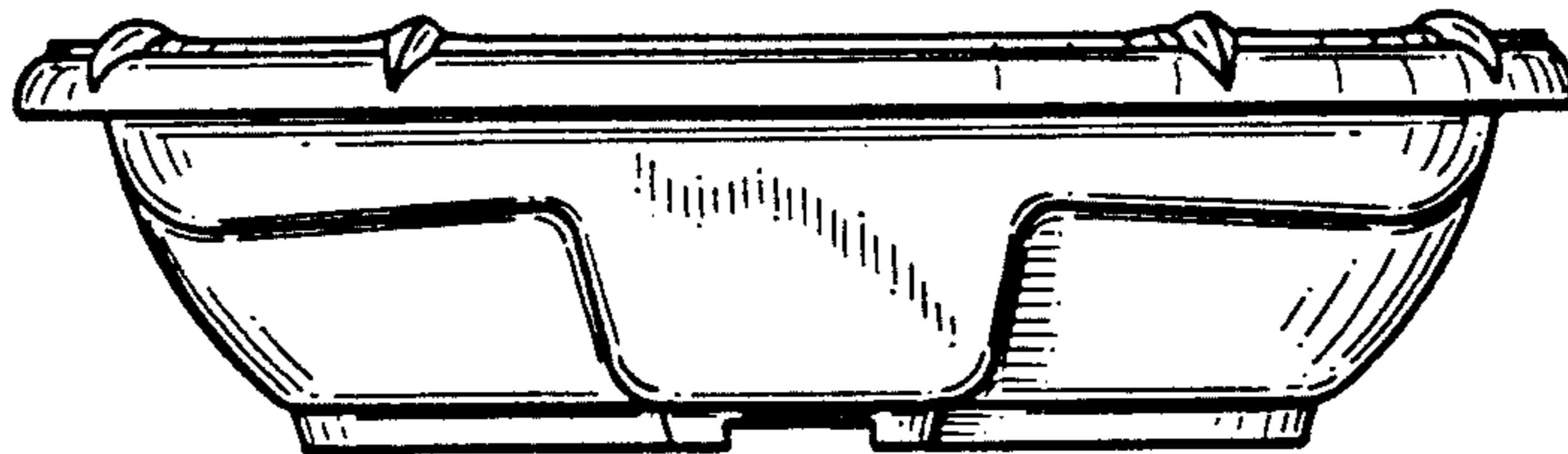


FIG-4

