



US00D335320S

United States Patent [19]

McCarty

[11] Patent Number: **Des. 335,320**

[45] Date of Patent: **** May 4, 1993**

[54] **TRAINING AID ATTACHMENT FOR A GOLF CLUB GRIP**

[76] Inventor: **Roy McCarty**, Box 750, Spirit River, Alberta, Canada, T0H 3G0

[**] Term: **14 Years**

[21] Appl. No.: **553,010**

[22] Filed: **Jul. 16, 1990**

[52] U.S. Cl. **D21/222; D21/234**

[58] Field of Search **D21/222, 234; 273/165, 273/187.5, 81 D**

[56] **References Cited**

U.S. PATENT DOCUMENTS

- D. 140,676 3/1945 Schneider D21/222
- D. 215,314 9/1969 Jackson D21/222
- 2,223,437 12/1940 Yeager, Jr. 273/165

4,252,319 2/1981 Lorang 273/187.5

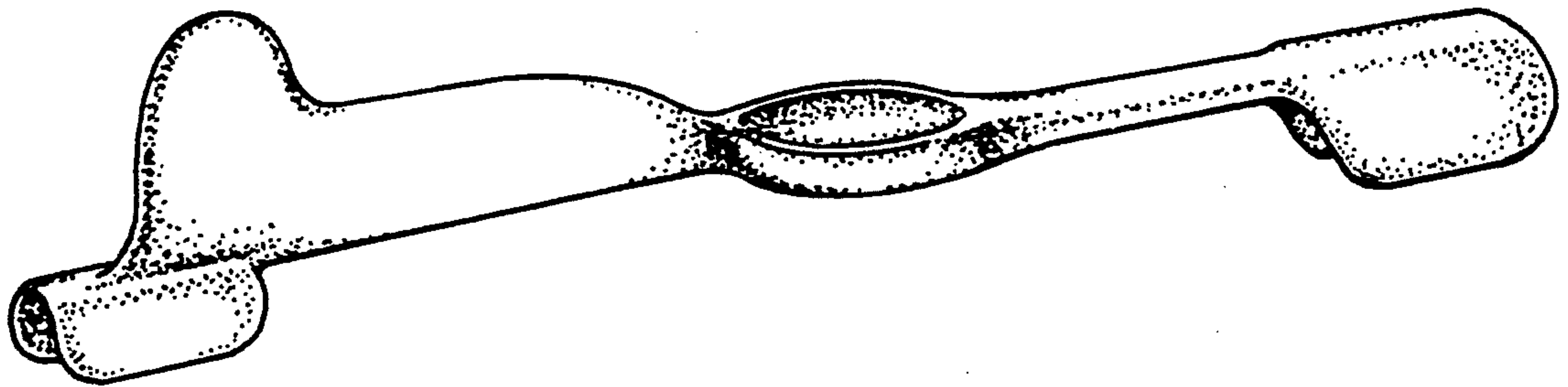
Primary Examiner—Melvin B. Feifer
Attorney, Agent, or Firm—George H. Dunsmuir

[57] **CLAIM**

The ornamental design for a training aid attachment for a golf club grip, as shown and described.

DESCRIPTION

FIG. 1 is a front perspective view of the training aid attachment for a golf club grip according to my design; FIG. 2 is a top plan view of the design according to FIG. 1; FIGS. 3 and 4 are side view of the design according to FIG. 1; FIG. 5 is a bottom plan view of the design according to FIG. 1; and, FIGS. 6 and 7 are end views of the design according to FIG. 1.



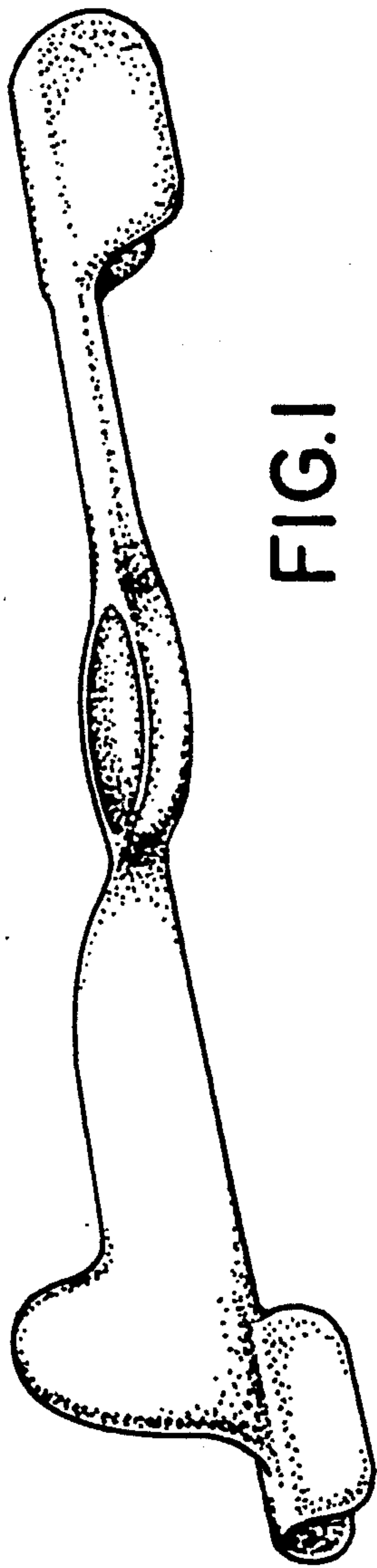


FIG. 1

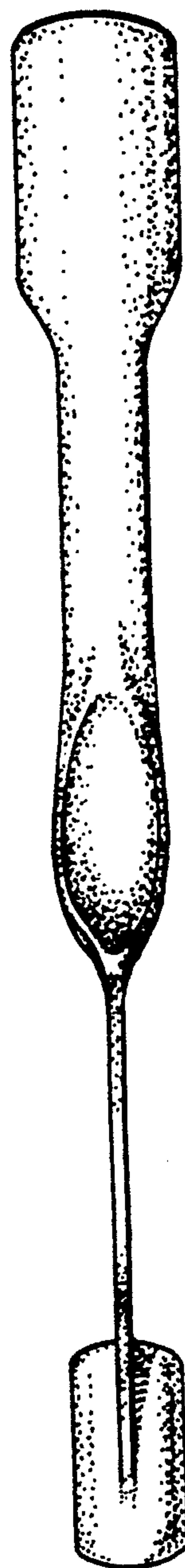


FIG. 2

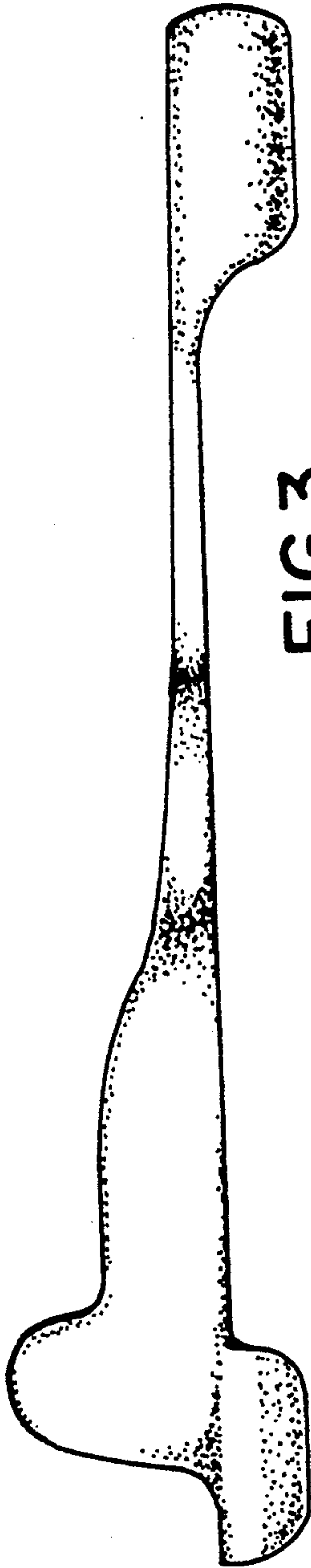


FIG. 3

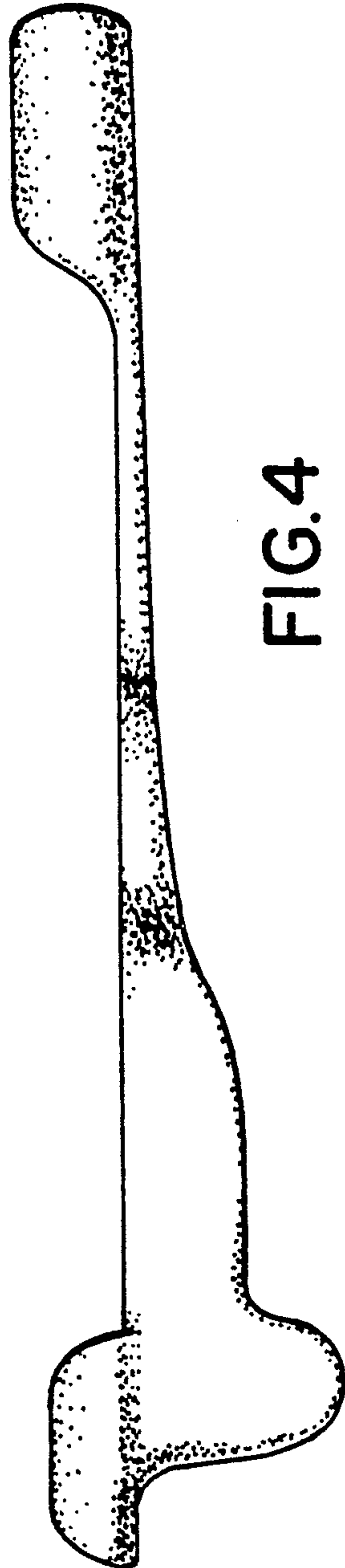


FIG. 4

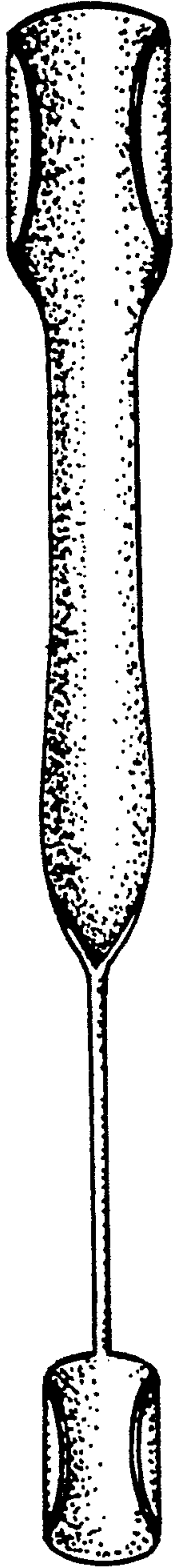


FIG. 5

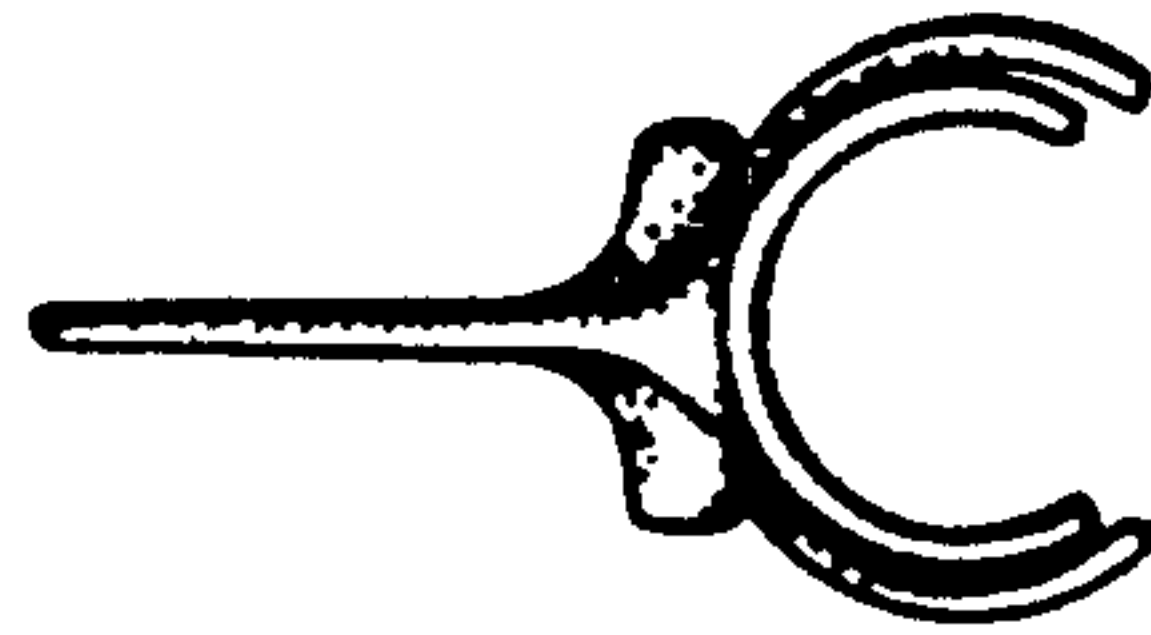


FIG. 6




FIG. 7