



US00D335311S

United States Patent [19]

Robinson

[11] Patent Number: **Des. 335,311**

[45] Date of Patent: **** May 4, 1993**

[54] **TARGET SUPPORT**

[76] Inventor: **Lyle H. Robinson, H C R 1 Box 152, Underwood, N. Dak. 58576**

[**] Term: **14 Years**

[21] Appl. No.: **522,865**

[22] Filed: **May 14, 1990**

[52] U.S. Cl. **D21/5**

[58] Field of Search **D21/5, 6, 2; 273/407, 273/285, 287, 290, 355, 356, 358, 348, 368; 248/441.1, 447.1, 447.2, 460; D6/332, 311, 312, 313; D20/10, 17, 39**

4,546,984 10/1985 Towle et al. 273/407 X
4,726,593 2/1988 Wade 273/407 X
4,811,956 3/1989 Foreman 273/407

FOREIGN PATENT DOCUMENTS

21295 4/1905 Austria 273/407

Primary Examiner—Bernard Ansher
Assistant Examiner—Prabhakar Deshmukh
Attorney, Agent, or Firm—Leon Gilden

[57] **CLAIM**

The ornamental design for a target support, as shown and described.

DESCRIPTION

FIG. 1 is a front elevational view of the target support showing my new design;
FIG. 2 is a rear elevational view thereof;
FIG. 3 is a left side elevational view thereof;
FIG. 4 is a right side elevational view thereof;
FIG. 5 is a top plan view thereof; and,
FIG. 6 is a bottom plan view thereof.

[56] **References Cited**

U.S. PATENT DOCUMENTS

1,347,471 7/1920 Connors 248/447.2 X
1,415,582 5/1922 Krivacs 248/447.2 X
3,542,365 3/1968 Gantz 273/407
4,029,318 6/1977 Boss 273/407 X
4,121,645 10/1978 Behr D6/332 X

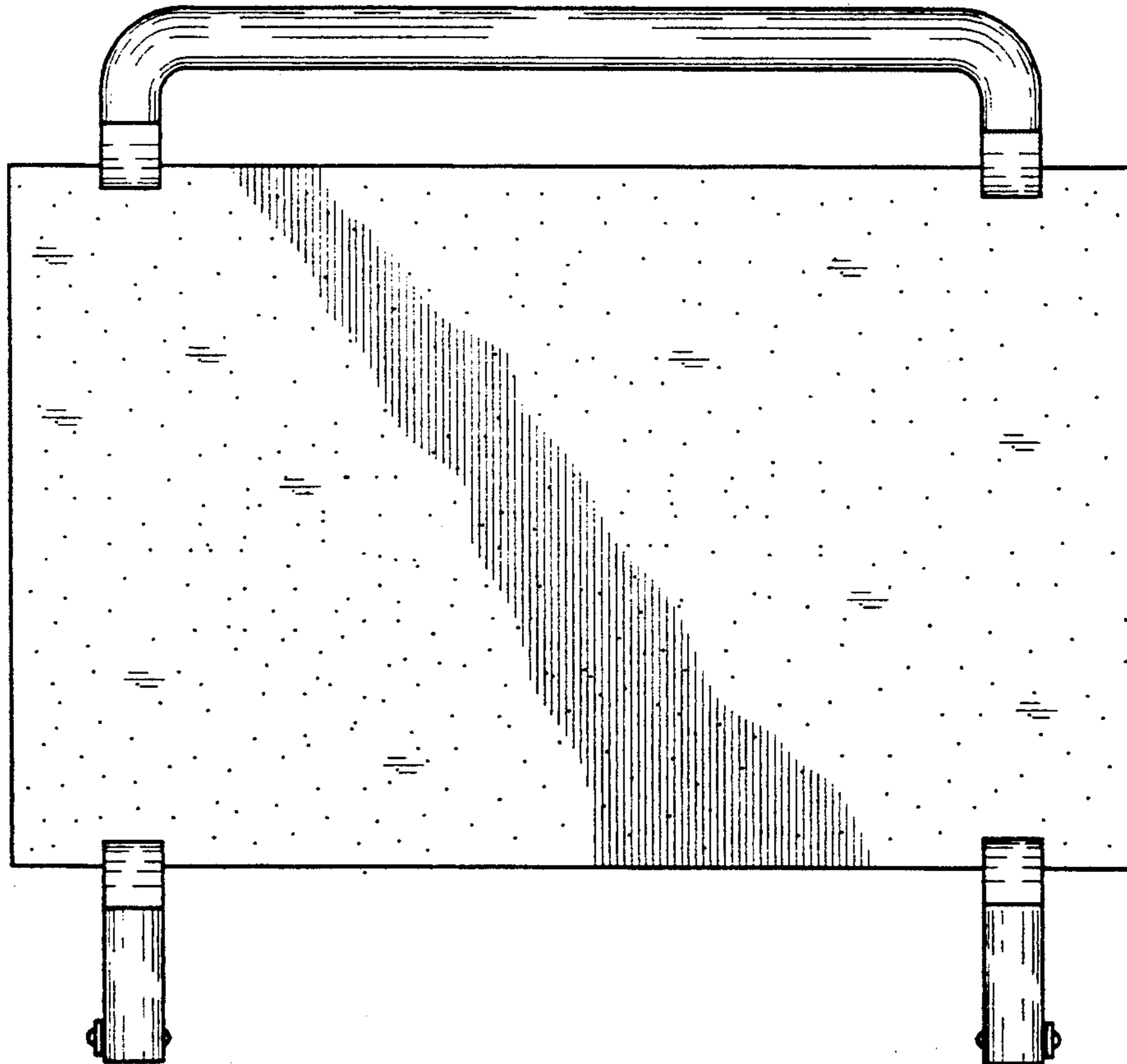


FIG. 1

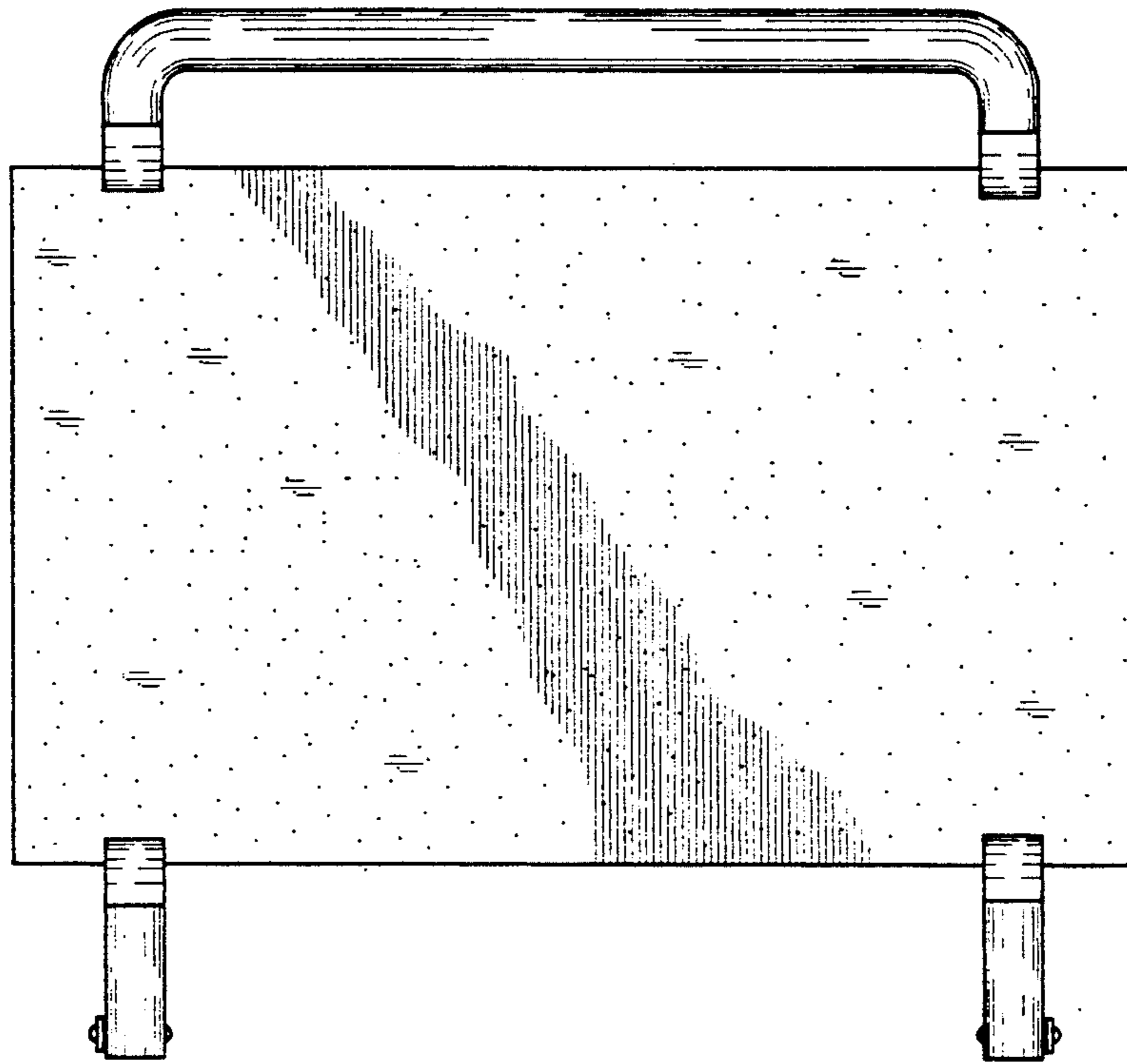


FIG. 2

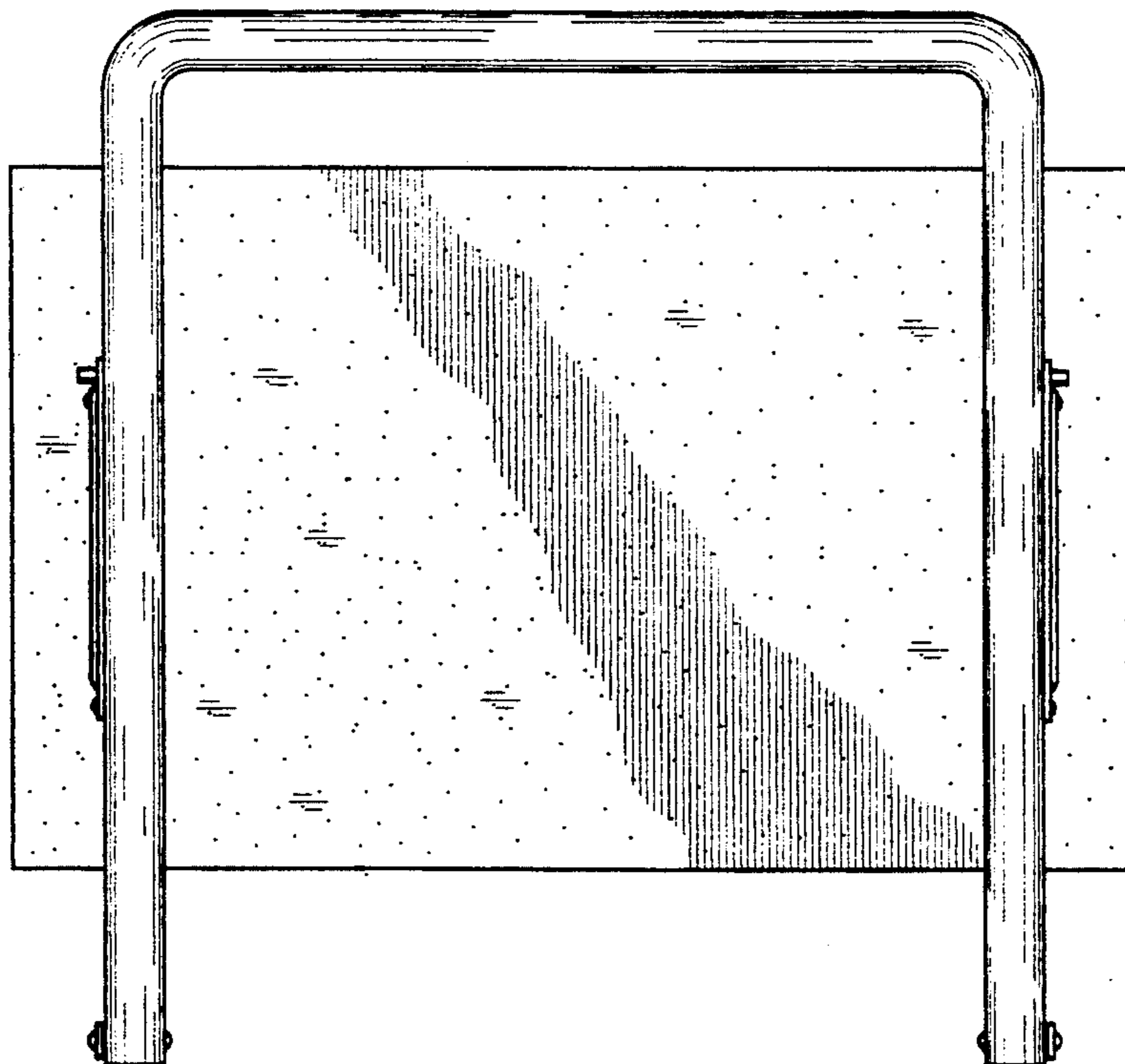


FIG. 4

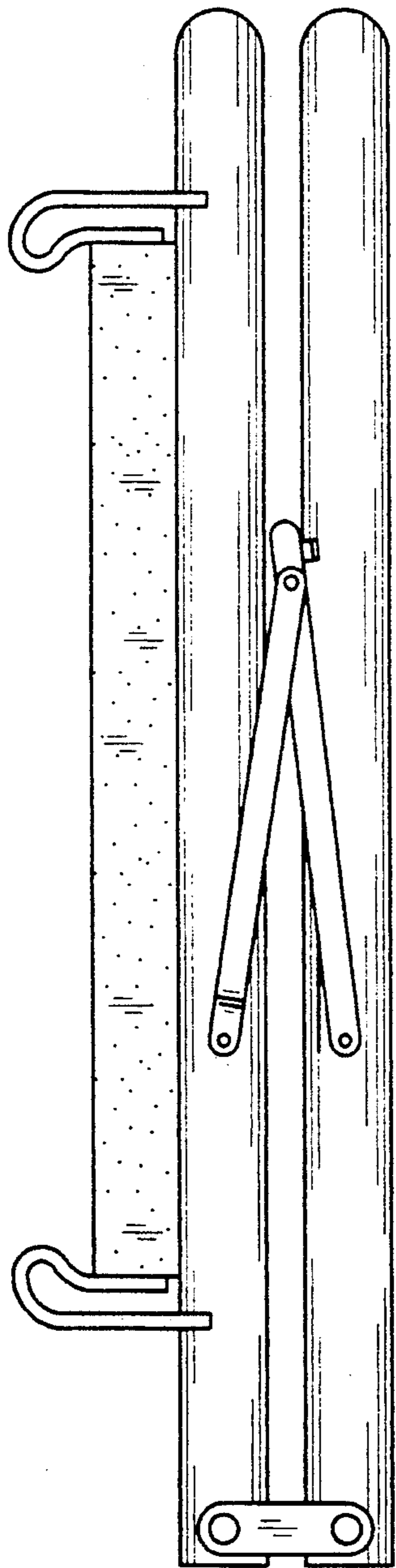


FIG. 3

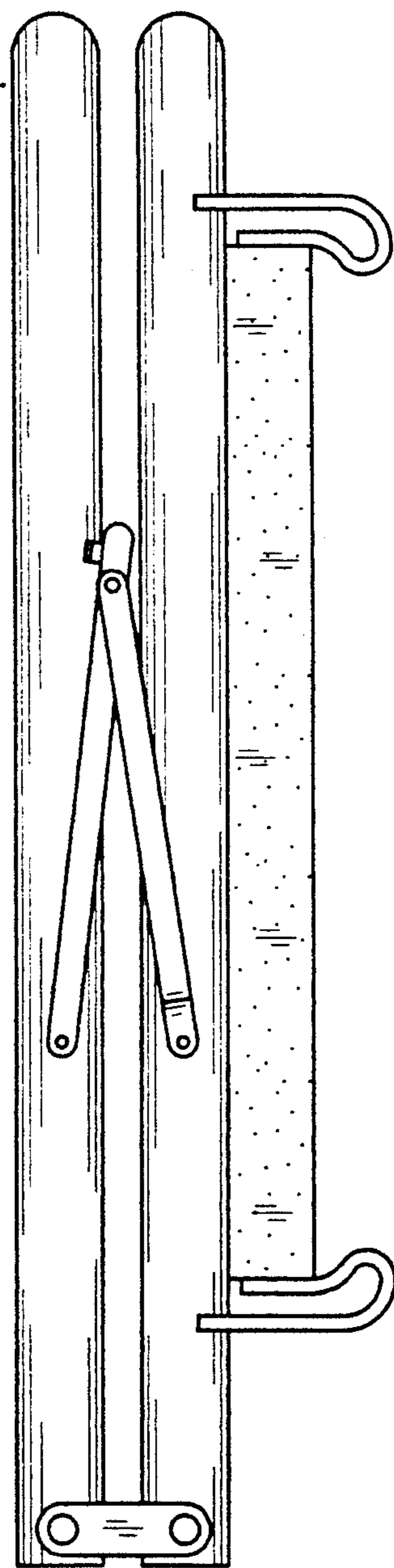


FIG. 5




FIG. 6

