



US00D335307S

United States Patent [19]
Brüssing

[11] **Patent Number: Des. 335,307**
[45] **Date of Patent: ** May 4, 1993**

[54] **DESK SET**

[75] **Inventor: Bernd Brüßing, Ulm/Donau, Fed. Rep. of Germany**

[73] **Assignee: Hans Friedrich Hefendehl, Kierspe, Fed. Rep. of Germany**

[**] **Term: 14 Years**

[21] **Appl. No.: 797,794**

[22] **Filed: Nov. 22, 1991**

[30] **Foreign Application Priority Data**

Jun. 4, 1991 [DE] Fed. Rep. of Germany 9104025

[52] **U.S. Cl. D19/75; D19/77; D19/78; D19/85; D19/92**

[58] **Field of Search D19/35, 36, 65, 75, D19/76, 77, 78, 81-85, 86, 90, 91, 92, 95, 99, 100; 206/214, 224, 371, 555; 211/10, 11, 13, 42, 45, 50, 55, 69.1-69.9**

[56] **References Cited**

U.S. PATENT DOCUMENTS

D. 59,279	10/1921	Plym	D19/78 X
D. 79,536	10/1929	Tararo	D19/85 X
D. 86,825	4/1932	Branch	D19/84 X
D. 145,486	8/1946	Lewis	D19/77 X
D. 294,956	3/1988	Hagberg et al.	D19/77
D. 317,461	6/1991	Willie	D19/77 X
D. 327,092	6/1992	Evenson	D19/75
4,176,743	12/1979	Fitzpatrick	206/214
4,570,793	2/1986	O'Neil et al.	206/371

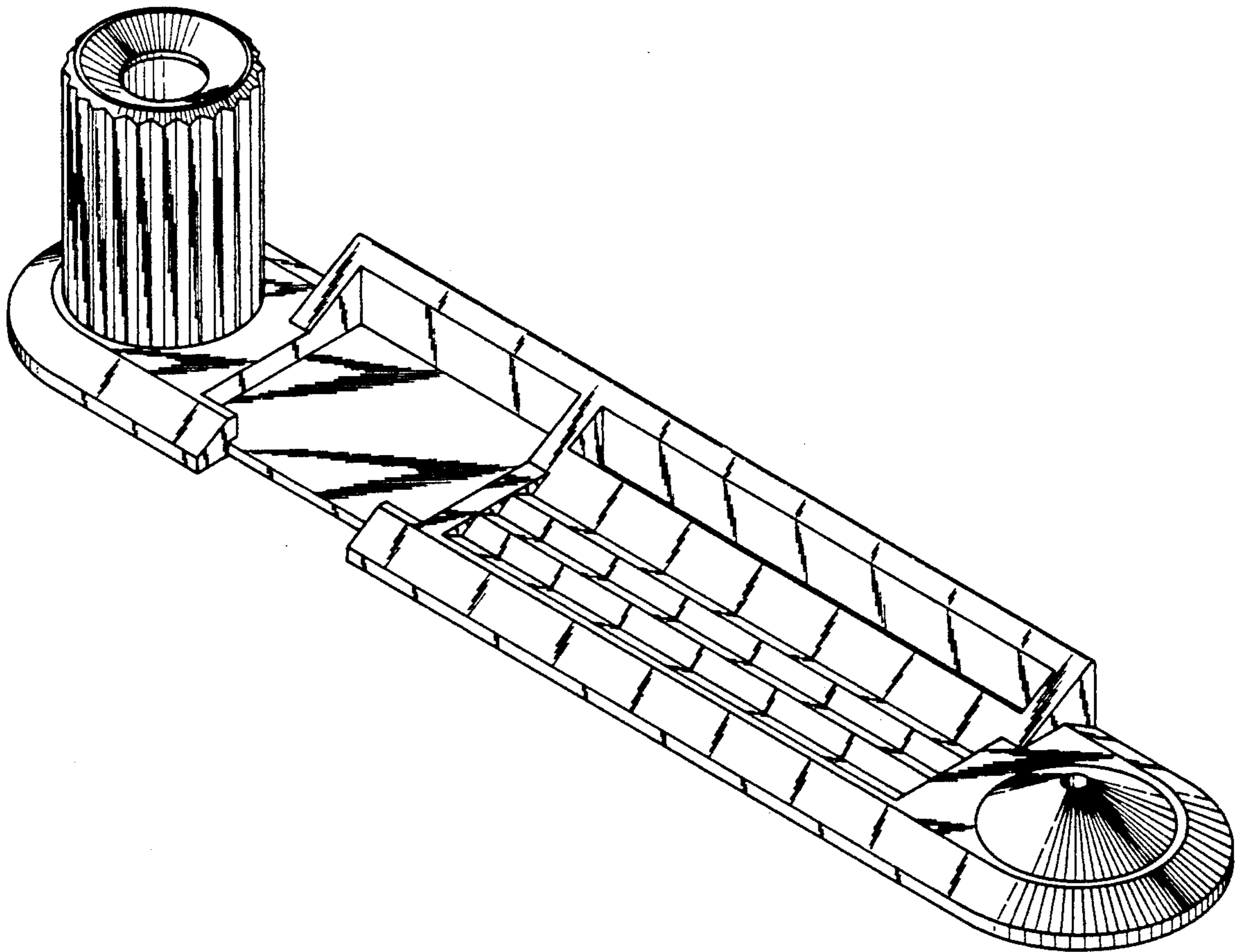
Primary Examiner—Nelson C. Holtje
Assistant Examiner—Martha Thompson
Attorney, Agent, or Firm—Herbert Dubno; Ronald Lianides

[57] **CLAIM**

The ornamental design for a desk set, as shown and described.

DESCRIPTION

FIG. 1 is a perspective view showing the front, top and right side of a desk set embodying my new design; FIG. 2 is a left-side elevational view thereof drawn to an enlarged scale; FIG. 3 is a rear elevational view thereof; and, FIG. 4 is a bottom plan view thereof.



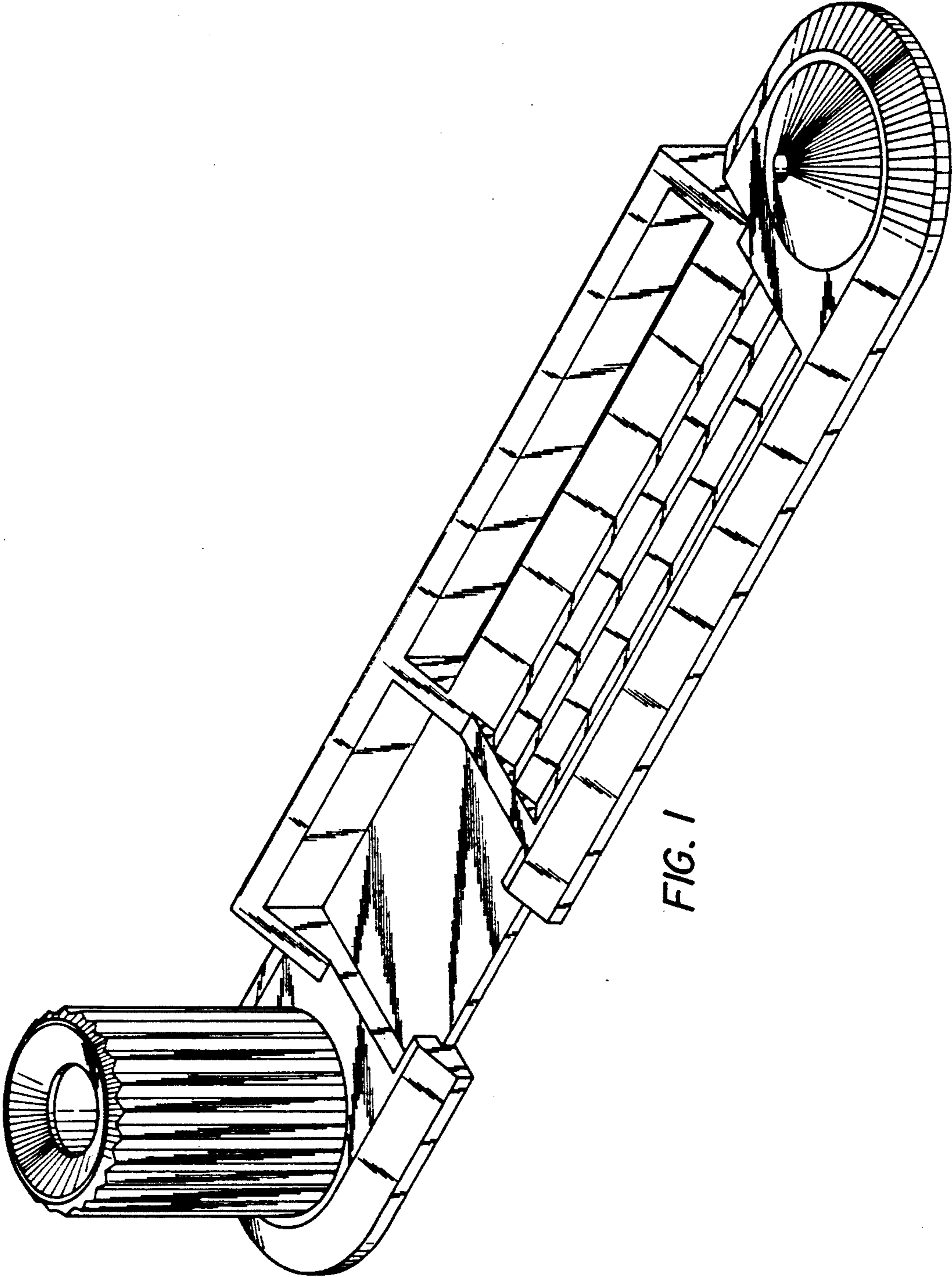


FIG. 1




FIG. 2

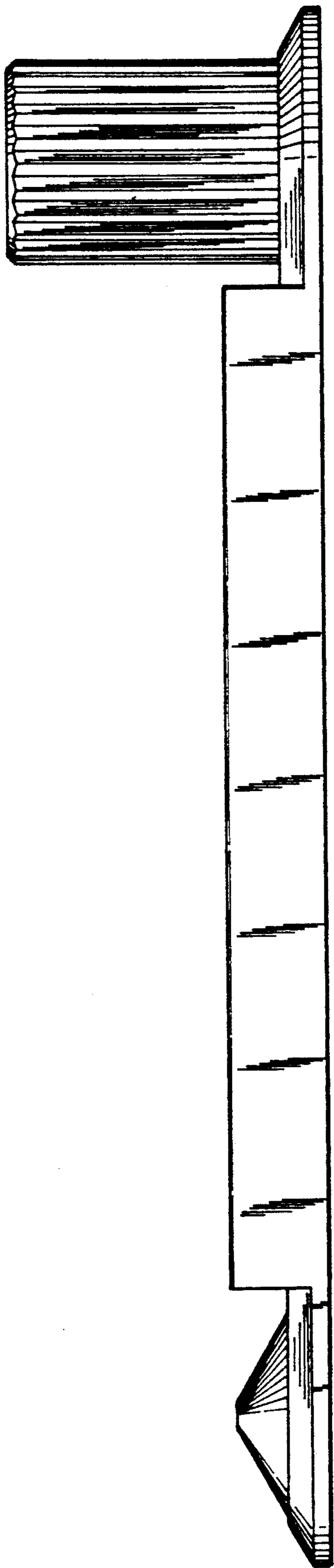


FIG. 3




FIG. 4