



US00D335303S

United States Patent [19]

[11] Patent Number: **Des. 335,303**

Reeves

[45] Date of Patent: **** May 4, 1993**

[54] ENVELOPE

[76] Inventor: **Claude E. Reeves**, P.O. Box 190,
Blountstown, Fla. 32424

[**] Term: **14 Years**

[21] Appl. No.: **736,138**

[22] Filed: **Jul. 26, 1991**

[52] U.S. Cl. **D19/4**

[58] Field of Search **D19/1, 2, 3, 4, 5, 6,**
D19/7; 229/68 R, 69, 300, 301, 302, 303, 304,
305, 306, 309

[56] **References Cited**

U.S. PATENT DOCUMENTS

D. 168,615	1/1953	Hyman	D19/4
D. 251,300	3/1979	Zillibridge	D19/3
D. 263,315	3/1982	Petersson	D19/3
D. 268,117	3/1983	Solomon	D19/3
4,899,926	2/1990	Spaulding	D19/3

Primary Examiner—Wallace R. Burke
Assistant Examiner—Marcus Jackson
Attorney, Agent, or Firm—Leon Gilden

[57] **CLAIM**

The ornamental design for a envelope, as shown and described.

DESCRIPTION

FIG. 1 is a front elevational view of an envelope showing my new design, with the broken lines indicating folding areas;

FIG. 2 is a rear elevational view thereof;

FIG. 3 is a front elevational view of a second embodiment thereof;

FIG. 4 is a rear elevational view thereof;

FIG. 5 is side elevational view thereof, with the opposite side being a mirror image of FIG. 1;

FIG. 6 is a side elevational view thereof, with the opposite side being a mirror image of FIG. 3;

FIG. 7 is a top plan view thereof, with the bottom being a mirror image of FIG. 1;

FIG. 8 is a top plan view thereof, with the bottom being a mirror image of FIG. 3;

FIG. 9 is a front elevational view of FIG. 1, with the envelope shown in closed condition; and,

FIG. 10 is a front elevational view of FIG. 3, with the envelope shown in closed condition.




FIG. 1




FIG. 2

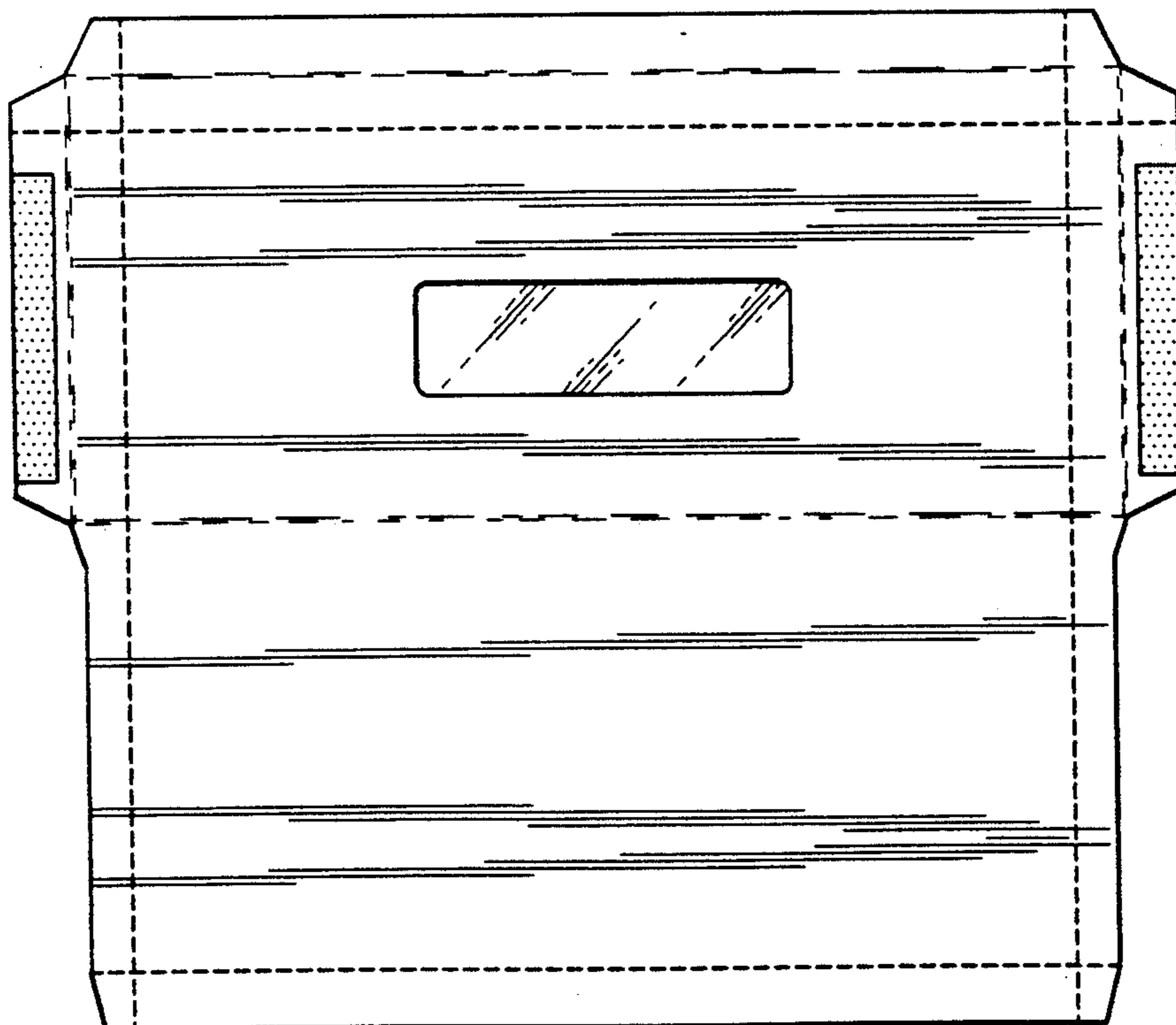


FIG. 3

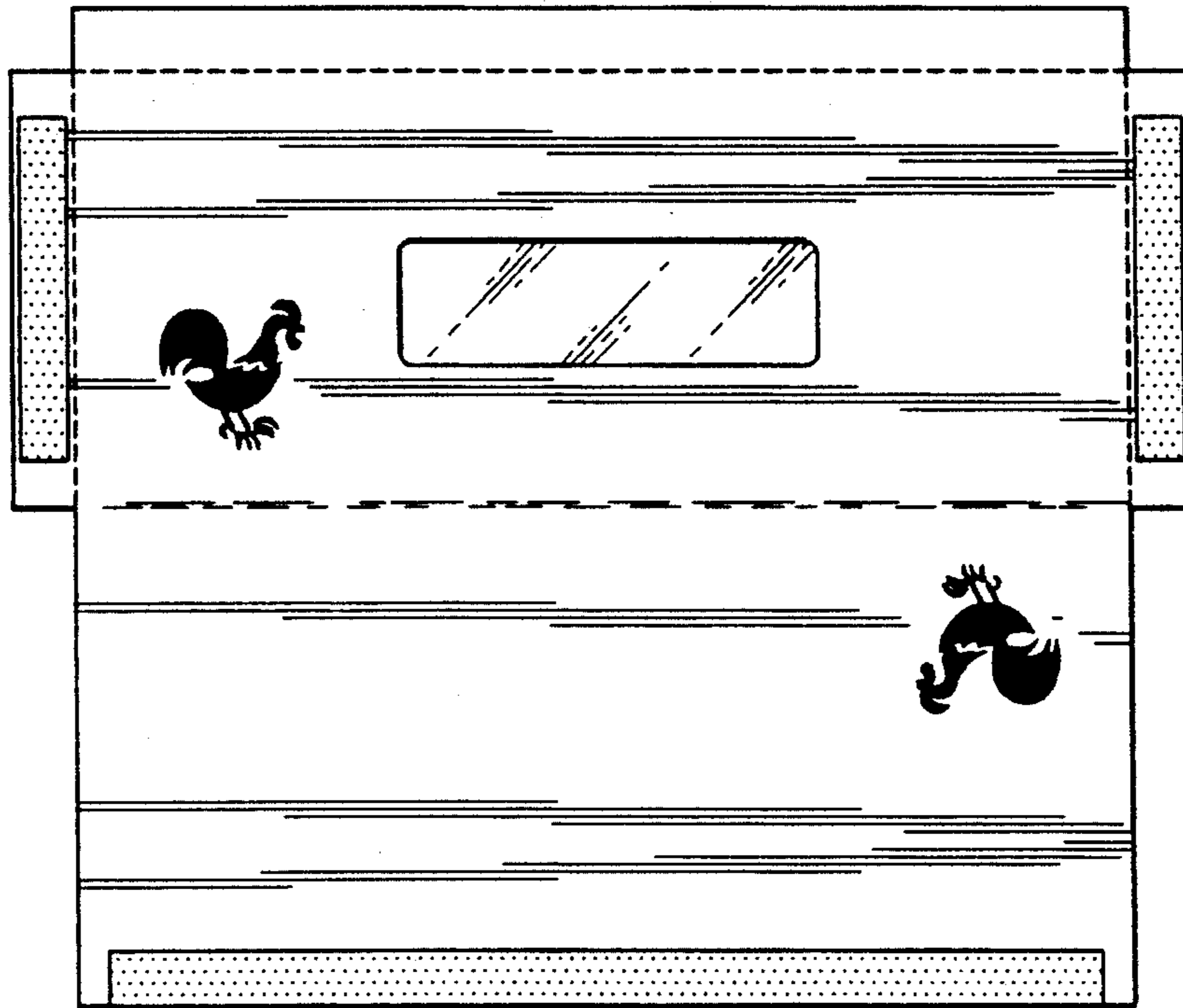


FIG. 4

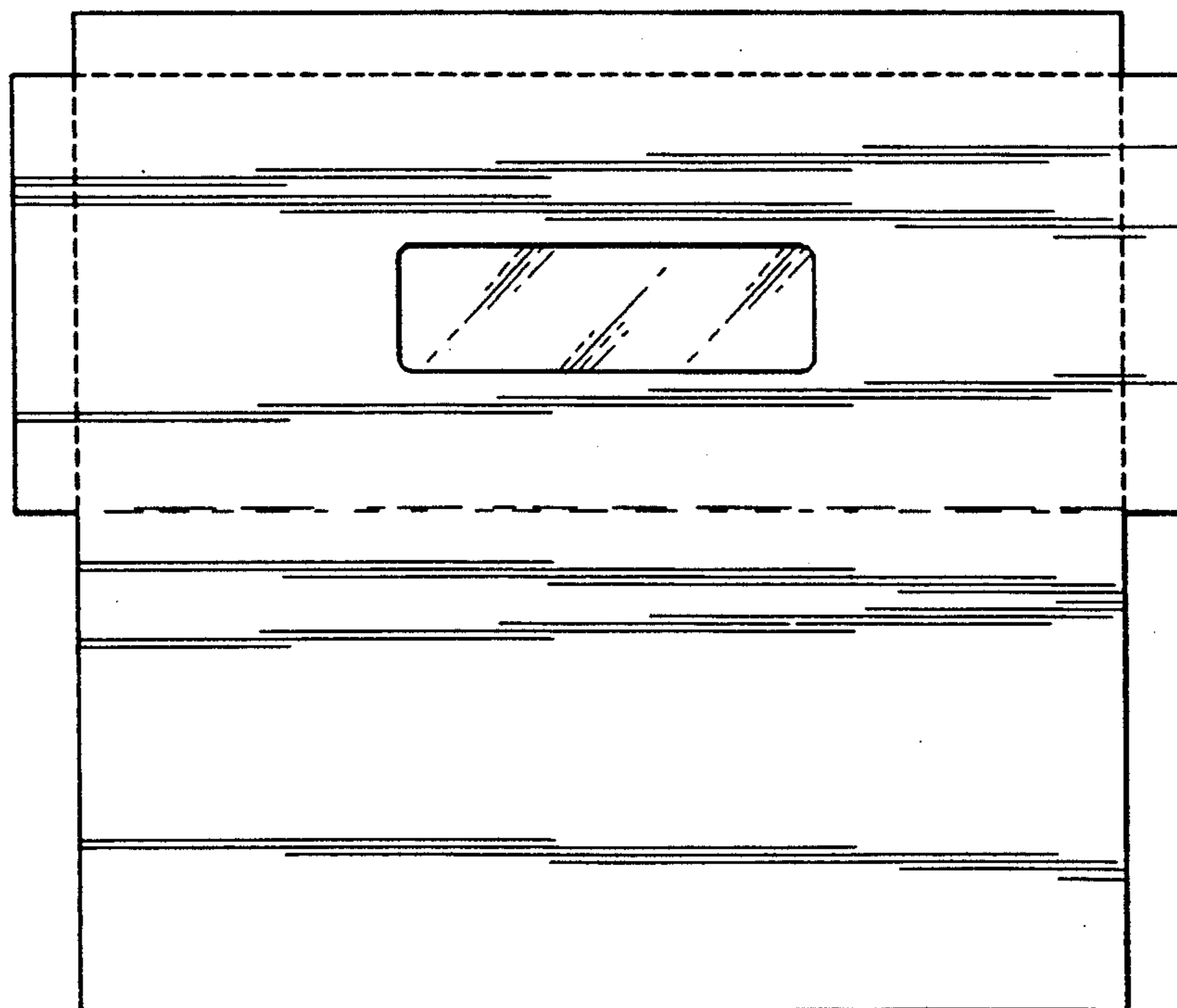


FIG. 5



FIG. 6



FIG. 7



FIG. 8



FIG. 9

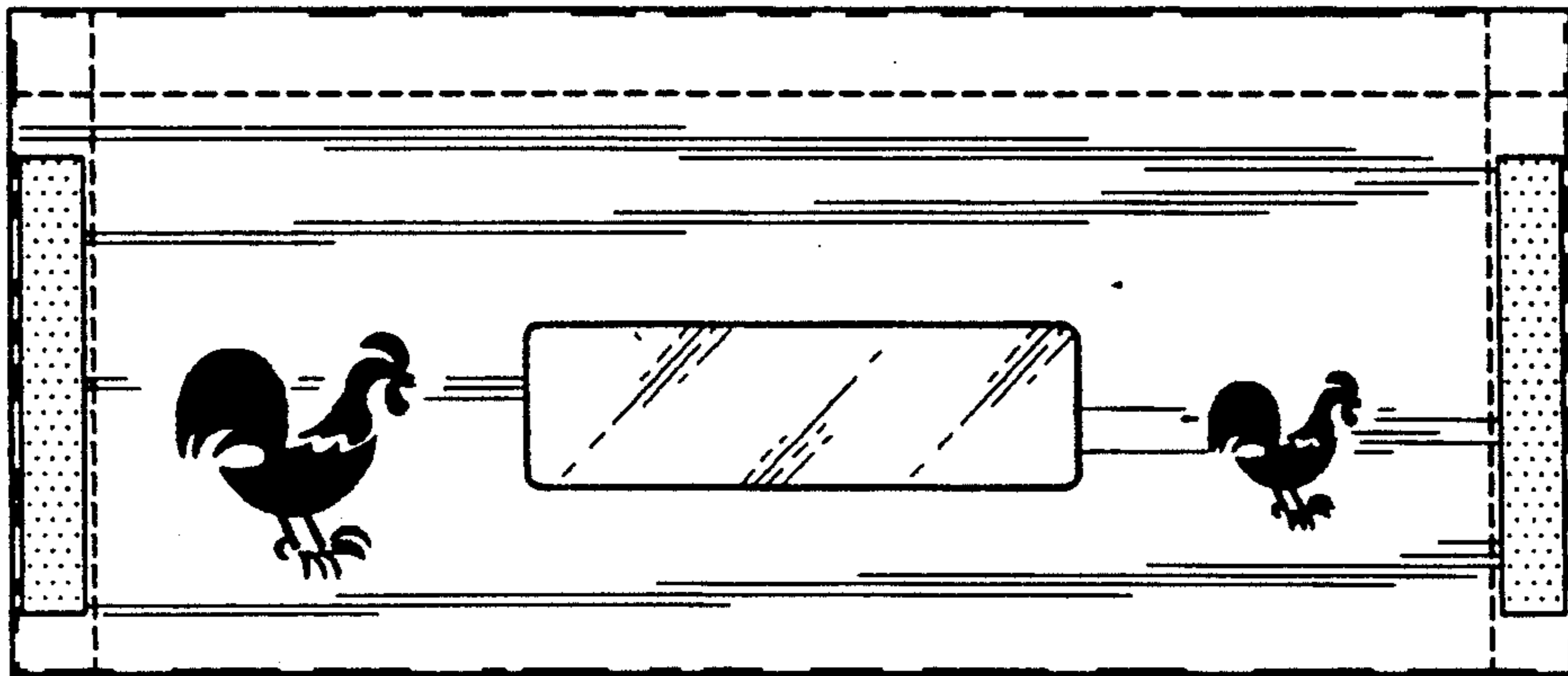


FIG. 10

