



US00D335283S

# United States Patent [19]

Justiniano et al.

[11] Patent Number: Des. 335,283  
[45] Date of Patent: \*\* May 4, 1993

## [54] COMBINED SWITCHES AND COVER PLATE

[75] Inventors: Joseph G. Justiniano, Bethpage;  
Lester Rivera, Glendale; Edward  
Krajci, Franklin Square; Saul  
Rosenbaum, East Meadow, all of  
N.Y.

[73] Assignee: Leviton Manufacturing Company,  
Little Neck, N.Y.

[\*] Notice: The portion of the term of this patent  
subsequent to Apr. 21, 2006 has been  
disclaimed.

[\*\*] Term: 14 Years

[21] Appl. No.: 727,804

[22] Filed: Jul. 8, 1991

### Related U.S. Application Data

[63] Continuation of Ser. No. 591,485, Oct. 1, 1990, aban-  
doned, which is a continuation of Ser. No. 230,931,  
Aug. 11, 1988, abandoned.

[52] U.S. Cl. .... D13/171

[58] Field of Search ..... D8/353; D13/170, 171,  
D13/125; 174/66; 220/241; 200/5 A, 341, 330;  
323/905; 439/135

## [56]

### References Cited

#### U.S. PATENT DOCUMENTS

D. 253,532 11/1979 Mayo ..... D13/125  
3,371,181 2/1968 Van Mastrigt ..... 200/330  
4,760,227 7/1988 Boxer ..... 200/300

#### FOREIGN PATENT DOCUMENTS

1585760 3/1981 United Kingdom ..... 174/66  
2098011 11/1982 United Kingdom ..... 439/135

Primary Examiner—B. J. Bullock  
Attorney, Agent, or Firm—Paul J. Sutton

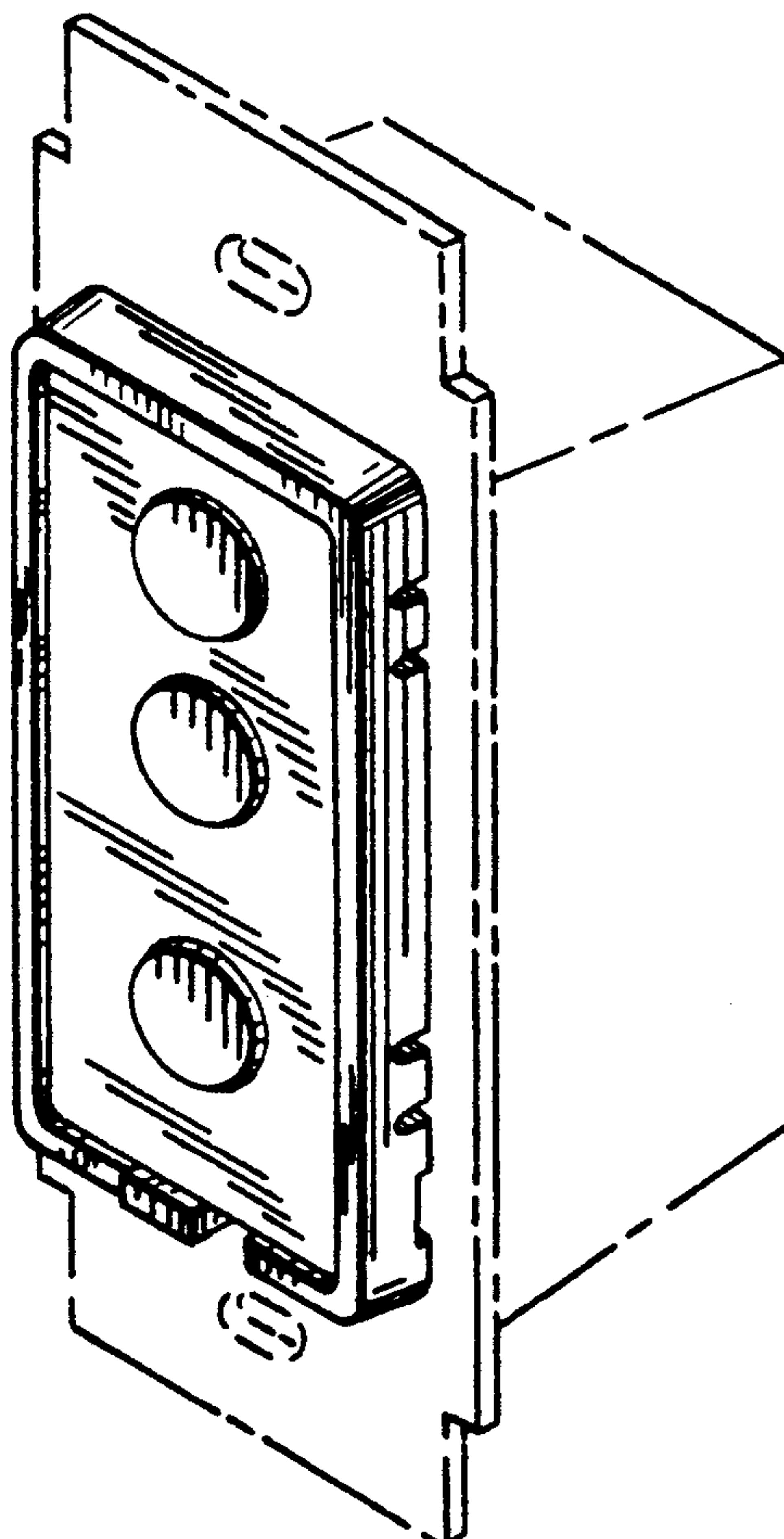
## [57]

### CLAIM

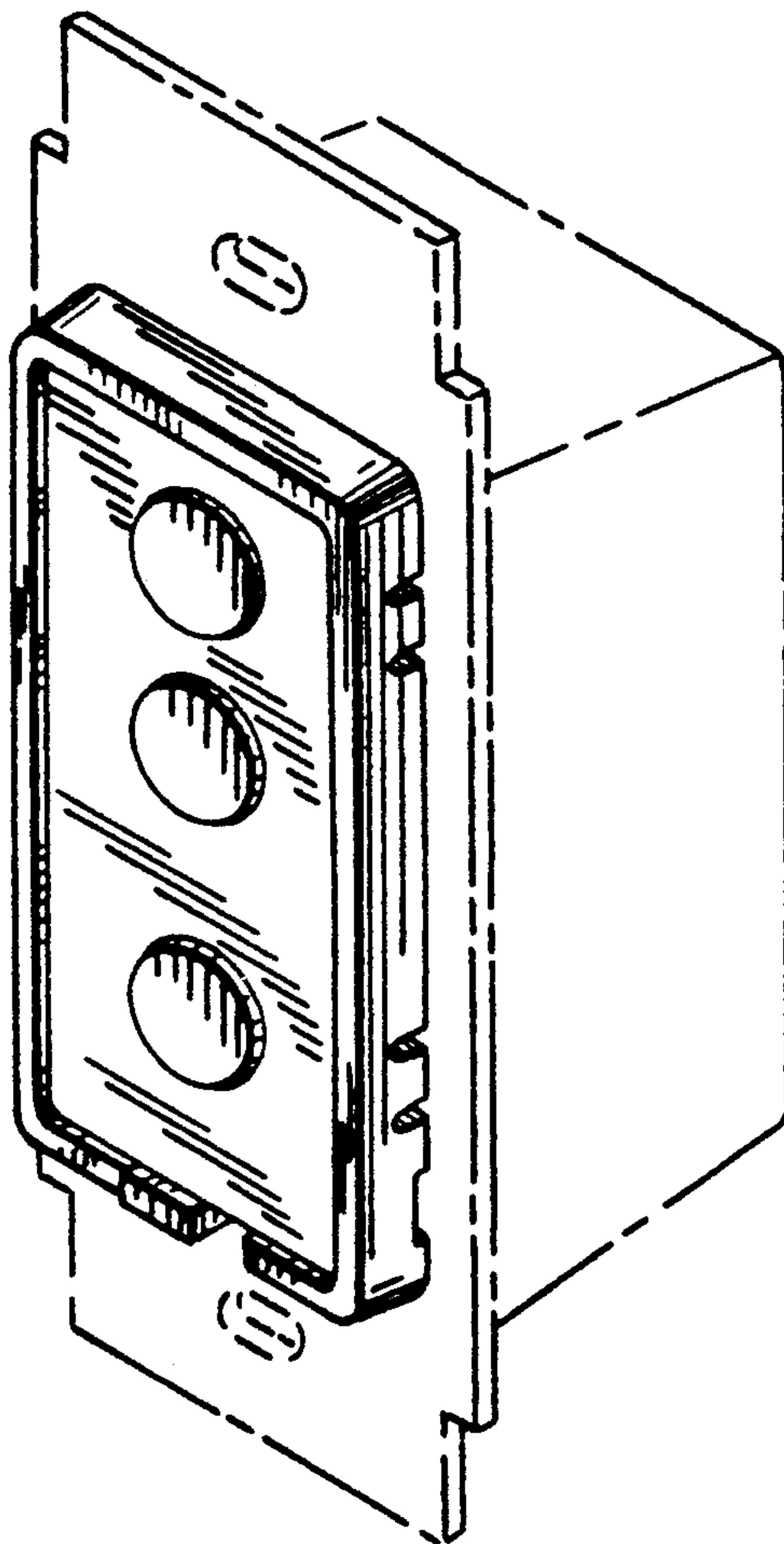
The ornamental design for a combined switches and  
cover plate, as shown and described.

### DESCRIPTION


FIG. 1 is a perspective view of a combined switches and  
cover plate showing our new design, the broken line  
showing of the switch housing being for illustrative  
purposes only;  
FIG. 2 is a front elevational view thereof;  
FIG. 3 is a left side elevational view thereof, the right  
side being a mirror image;  
FIG. 4 is a top plan view thereof;  
FIG. 5 is a bottom plan view thereof; and,  
FIG. 6 is a rear elevational view thereof.




*FIG. 1*



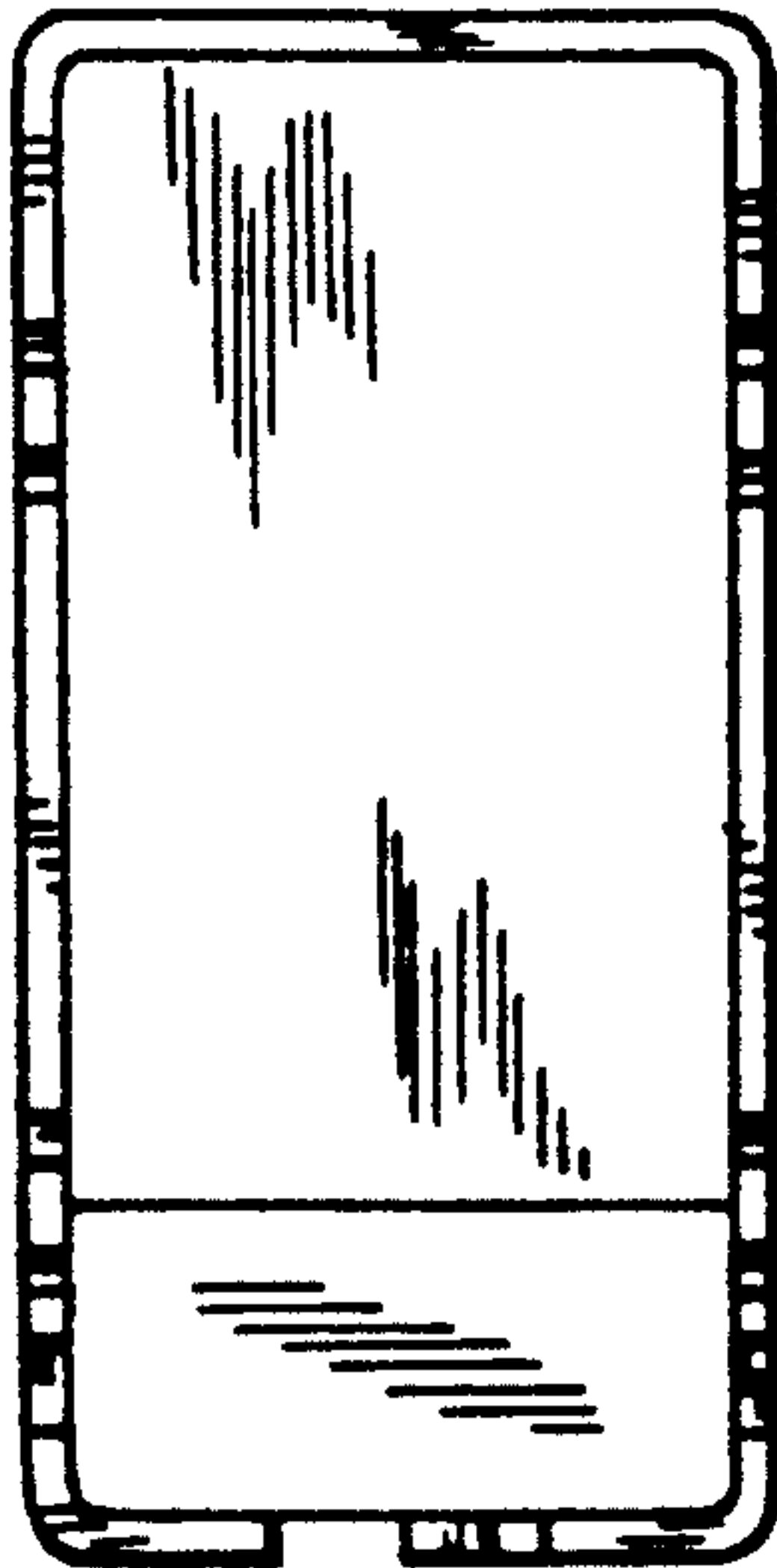
*FIG. 2*



*FIG. 4*



*FIG. 3*



*FIG. 5*



*FIG. 6*