



US00D335261S

**United States Patent** [19]  
**Cowles, III**

[11] **Patent Number: Des. 335,261**  
[45] **Date of Patent: \*\* May 4, 1993**

[54] **GUN COMPASS**

[76] **Inventor: Alfred L. Cowles, III, 1674  
Brierbrook Rd., Germantown, Tenn.  
38138**

[\*\*] **Term: 14 Years**

[21] **Appl. No.: 769,881**

[22] **Filed: Oct. 2, 1991**

[52] **U.S. Cl. .... D10/68**

[58] **Field of Search ..... D10/68; D22/103, 108;  
33/355 R-373**

[56] **References Cited**

**U.S. PATENT DOCUMENTS**

390,115	9/1888	Delany	.....	33/373 X
1,560,482	11/1925	Noisom	.....	D10/68 X
4,141,151	2/1979	Jansky	.....	33/373 X
4,154,001	5/1979	Serafin	.....	33/373
4,383,374	5/1983	Bertero	.....	33/373
4,457,078	7/1984	Suchy	.....	33/373 X

**OTHER PUBLICATIONS**

U.S. Cavalry, Staff of Life, Aug. 1987, p. 100.

*Primary Examiner*—Alan P. Douglas

*Assistant Examiner*—Antoine D. Davis

*Attorney, Agent, or Firm*—Jacobson, Price, Holman & Stern

[57] **CLAIM**

The ornamental design for a gun compass, as shown and described.

**DESCRIPTION**

FIG. 1 is a perspective view of a gun compass, showing my new design;

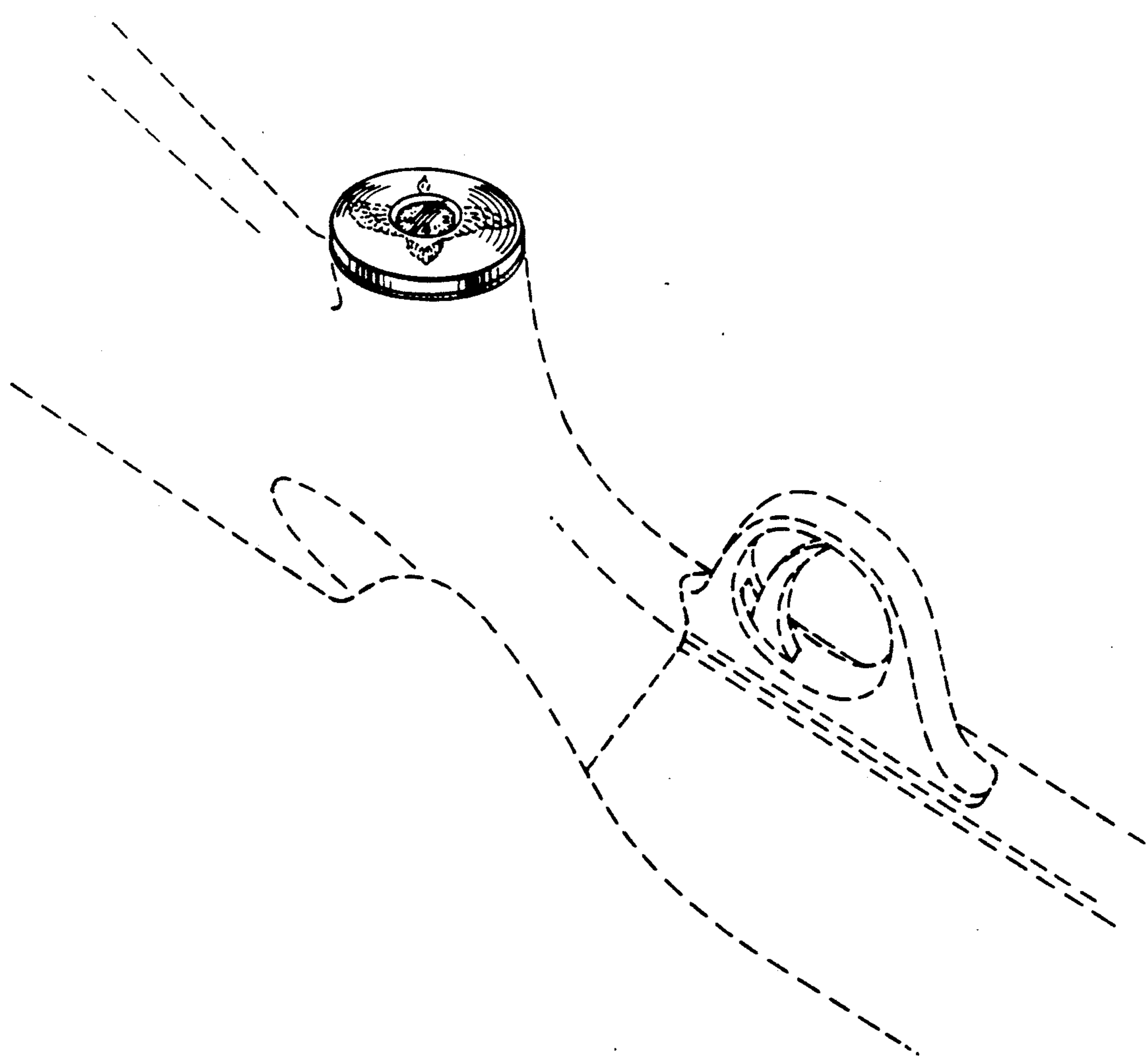
FIG. 2 is a top view thereof;

FIG. 3 is a front view thereof;

FIG. 4 is a side view thereof; and,

FIG. 5 is a bottom view thereof.

The broken line showing of the mid-section of a gun and decorative eagle are for illustrative purposes only and forms no part of the claimed design.



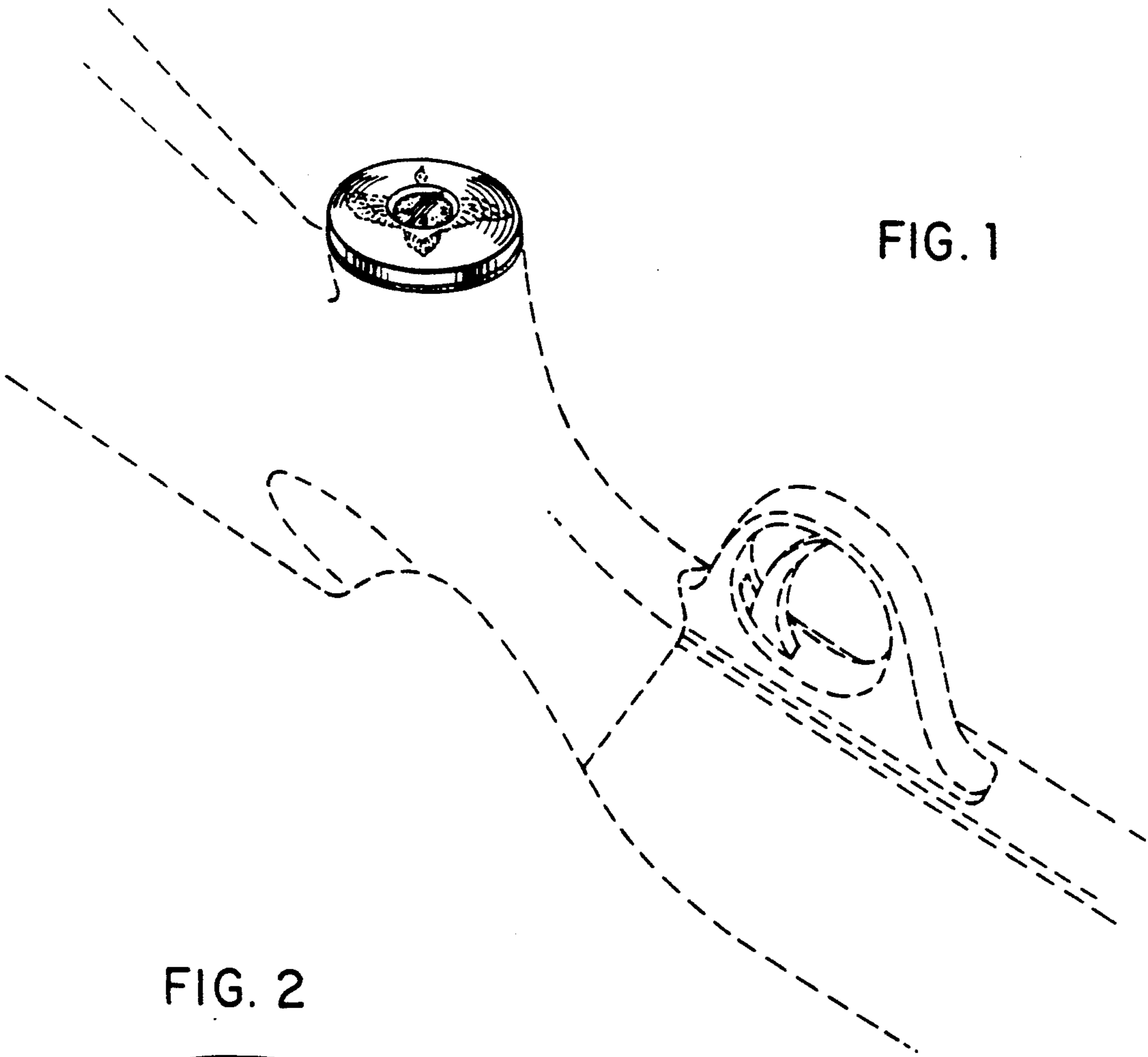


FIG. 1

FIG. 2

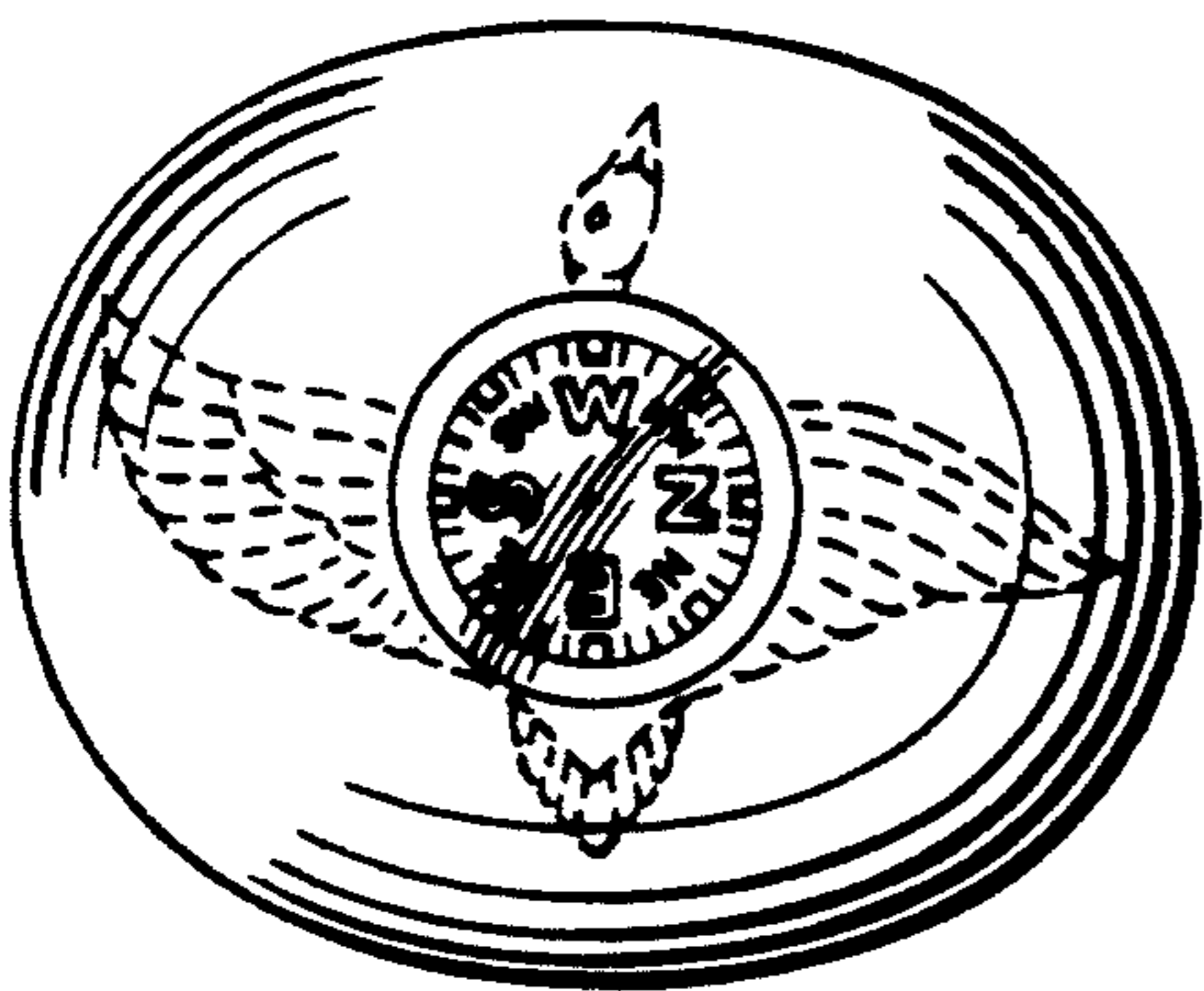


FIG. 3



FIG. 5




FIG. 4

