



US00D335252S

# United States Patent [19]

DeJaynes

[11] Patent Number: Des. 335,252

[45] Date of Patent: \*\* May 4, 1993

[54] RIBBON SHREDDING AND CURLING UNIT

5,072,515 12/1991 Heitz ..... 30/304

[76] Inventor: Arnold M. DeJaynes, R.R. #1, Box 168, New London, Iowa 52645

Primary Examiner—Bernard Ansher  
Assistant Examiner—Philip Hyder  
Attorney, Agent, or Firm—Zarley, McKee, Thomte, Voorhees & Sease

[\*\*] Term: 14 Years

[21] Appl. No.: 746,594

[57] CLAIM

[22] Filed: Aug. 19, 1991

The ornamental design for a ribbon shredding and curling unit, as shown.

[52] U.S. Cl. .... D8/98

[58] Field of Search ..... D8/14, 51, 98; 30/304, 30/303, 279, 294; 241/101.2, 168

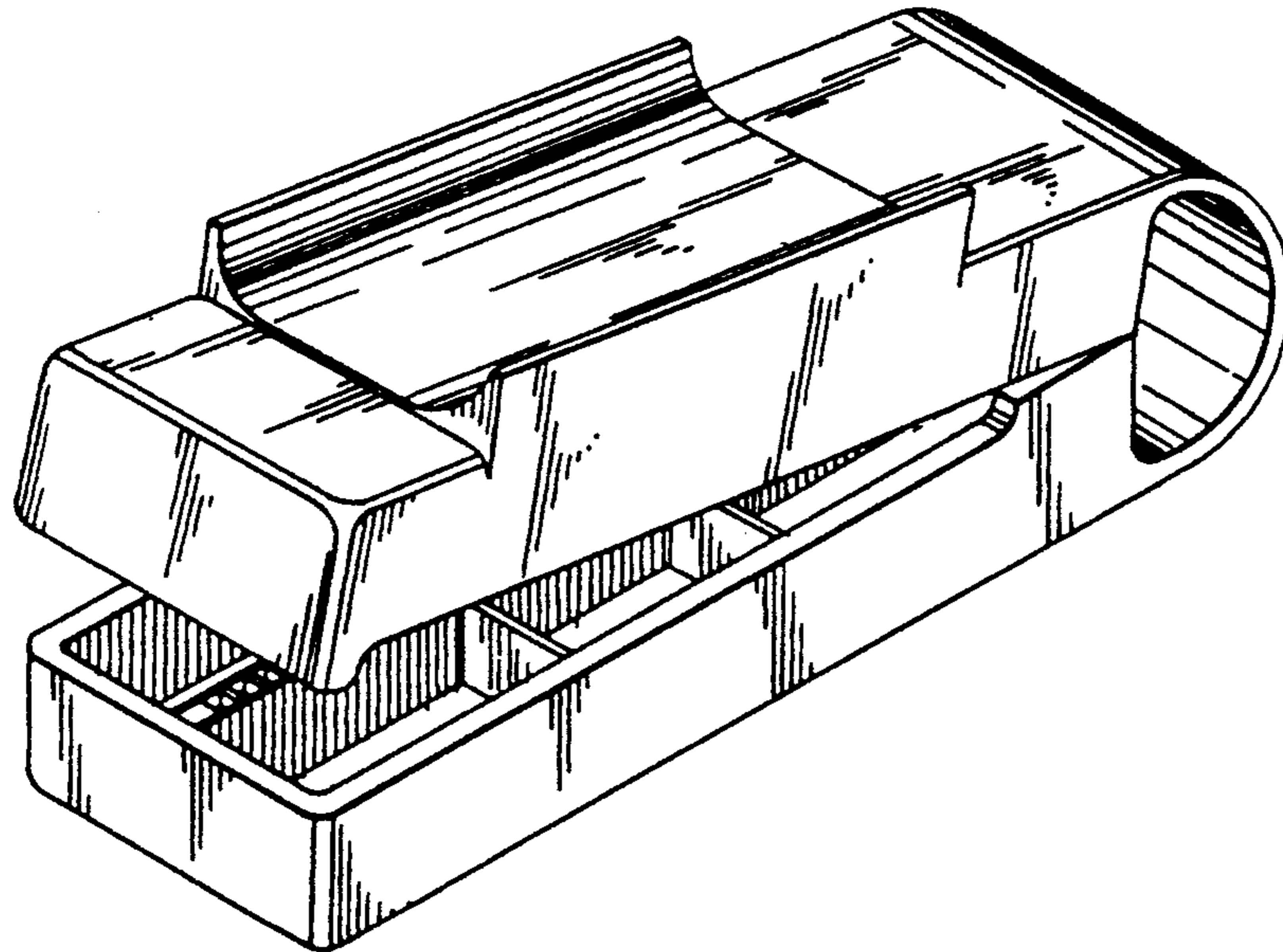
DESCRIPTION

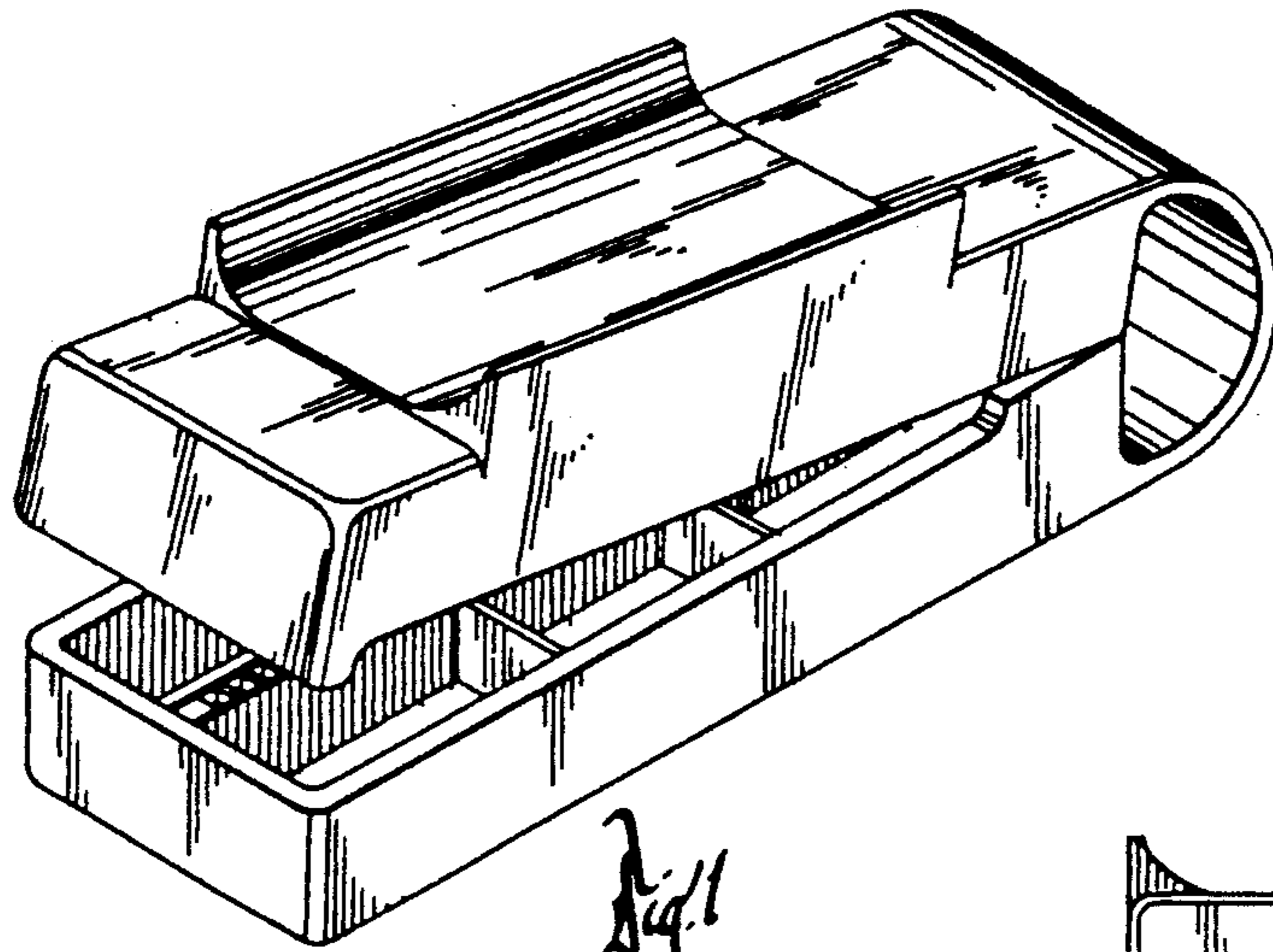
[56] References Cited

U.S. PATENT DOCUMENTS

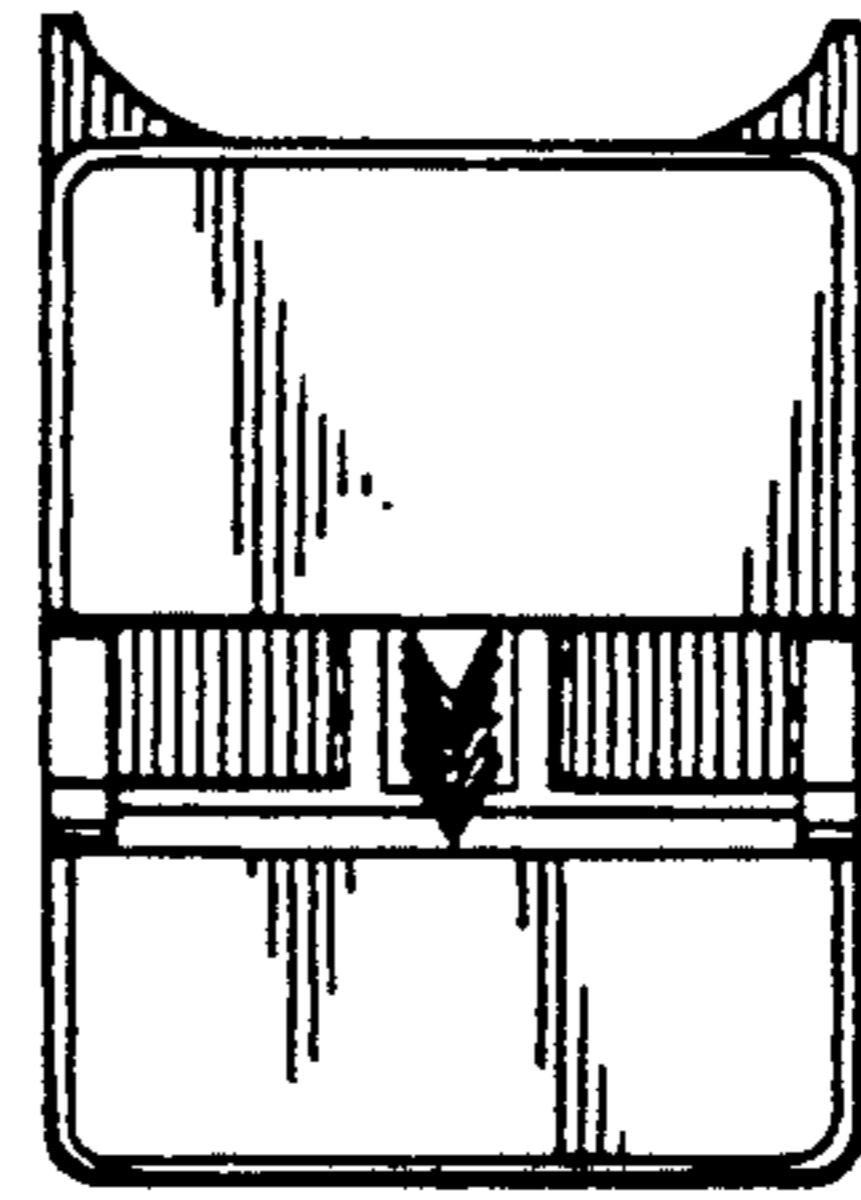
D. 326,215	5/1992	DeJaynes	.....	D8/98
3,883,953	5/1975	Saullo et al.	.....	30/304
5,036,590	8/1991	Reinke et al.	.....	30/304
5,054,695	10/1991	Koornhof	.....	30/304
5,054,699	10/1991	DeJaynes	.....	30/304

FIG. 1 is a perspective view of a ribbon shredding and curling unit showing my new design;  
FIG. 2 is an end elevational view thereof as seen from the left-hand end of FIG. 1;  
FIG. 3 is a typical elevational view thereof as seen from the right-hand side of FIG. 2;  
FIG. 4 is an end elevational view opposite to that of FIG. 2; and,  
FIG. 5 is a top plan view thereof.

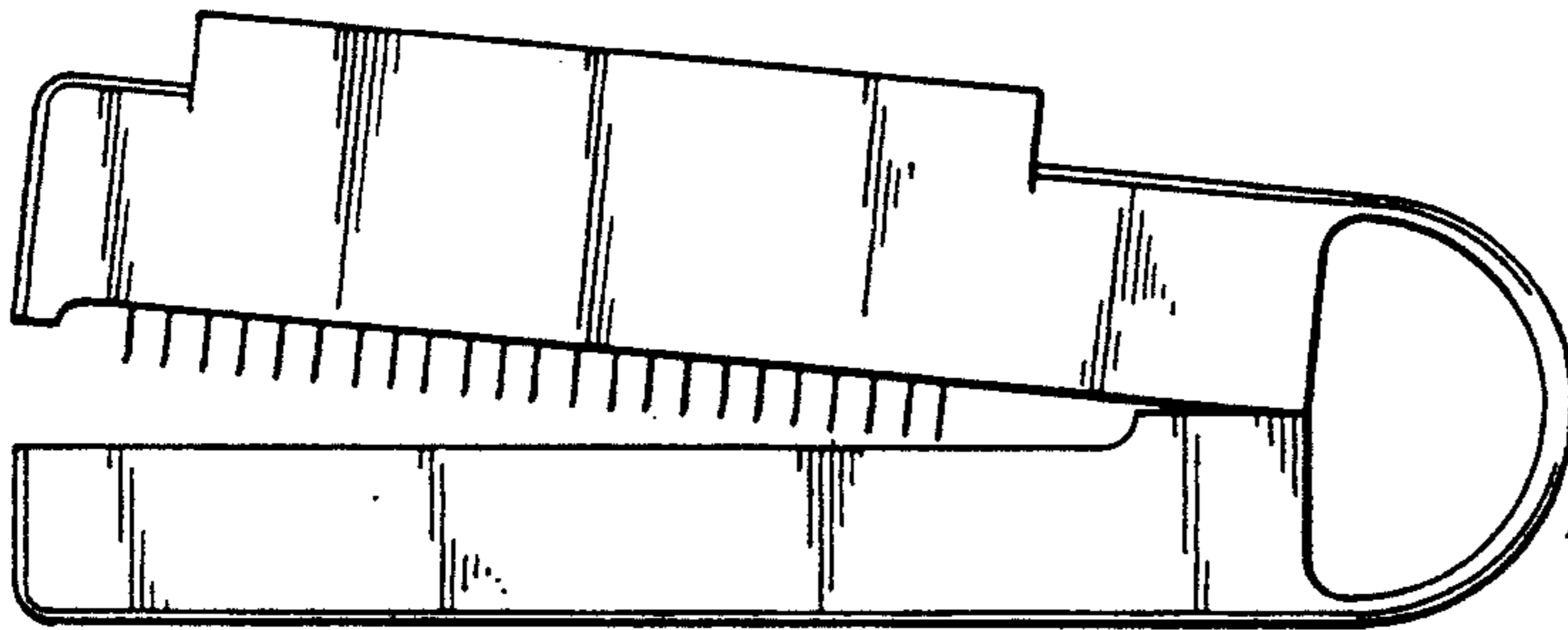





*Fig. 1*




*Fig. 2*



*Fig. 3*



*Fig. 4*



*Fig. 5*