



US00D335249S

United States Patent [19]

[11] Patent Number: **Des. 335,249**

Hopkins

[45] Date of Patent: **** May 4, 1993**

[54] **PLIERS**

4,353,273	10/1982	Freberg	81/424.5
4,386,542	6/1983	Verna	81/424.5
4,607,544	8/1986	Jewell, Jr.	81/420

[76] Inventor: **Harmon R. Hopkins**, 18 Marshall St., Milford, Del. 19963

Primary Examiner—Bernard Ansher
Assistant Examiner—Philip Hyder
Attorney, Agent, or Firm—Richard C. Litman

[**] Term: **14 Years**

[21] Appl. No.: **673,500**

[57] **CLAIM**

[22] Filed: **Mar. 22, 1991**

The ornamental design for pliers, as shown and described.

[52] U.S. Cl. **D8/52**

[58] Field of Search **D8/51, 52; 81/418, 419, 81/420, 415, 416, 417, 424.5**

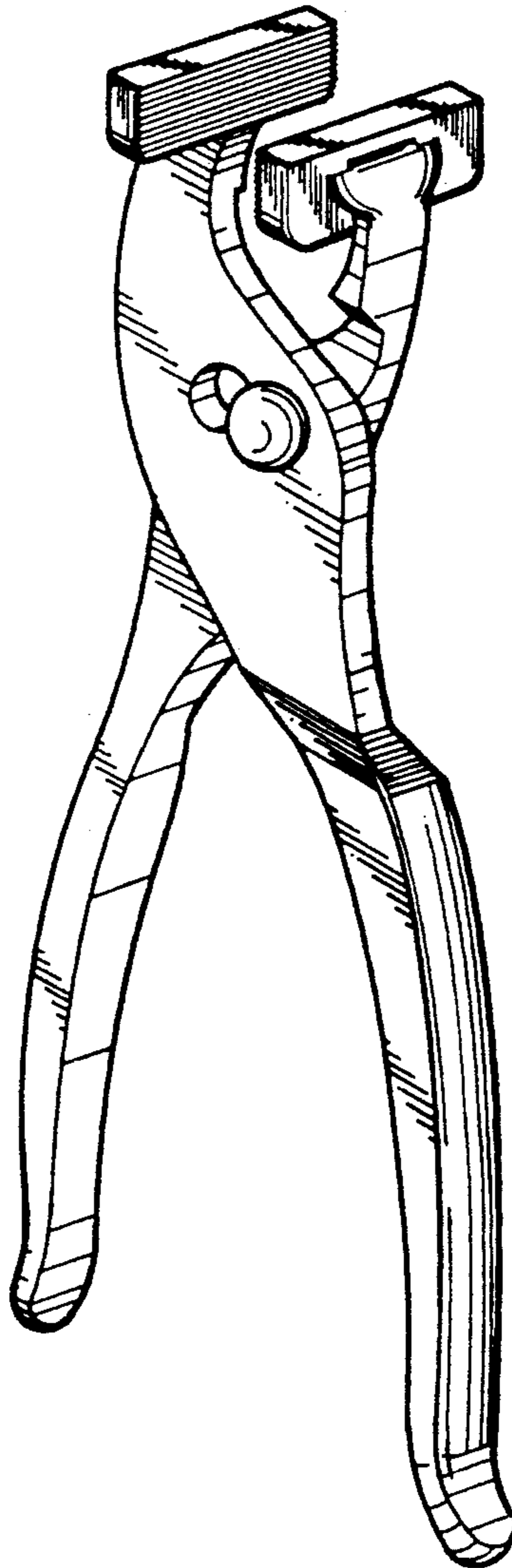
DESCRIPTION

[56] **References Cited**

FIG. 1 is a top, front and side perspective view of a pliers showing my new design;
FIG. 2 is a front elevational view thereof, the rear view being a mirror image;
FIG. 3 is a side elevational view thereof, the opposite side being a mirror image;
FIG. 4 is a top plan view thereof; and,
FIG. 5 is a bottom plan view thereof.

U.S. PATENT DOCUMENTS

D. 296,822	7/1988	Fenton	D8/52
D. 297,103	8/1988	Parish, Sr.	D8/52
2,507,784	5/1950	Hamel	81/420
3,659,331	5/1972	Drake et al.	81/420
3,916,907	11/1975	Peterson	29/239



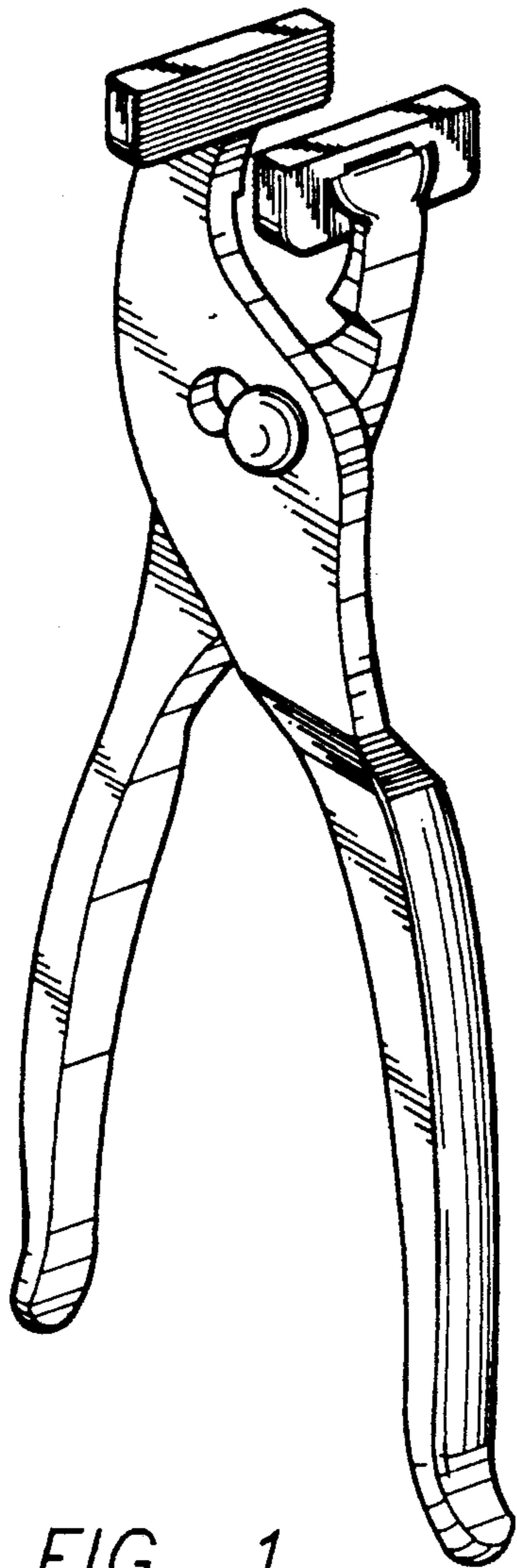


FIG. 1

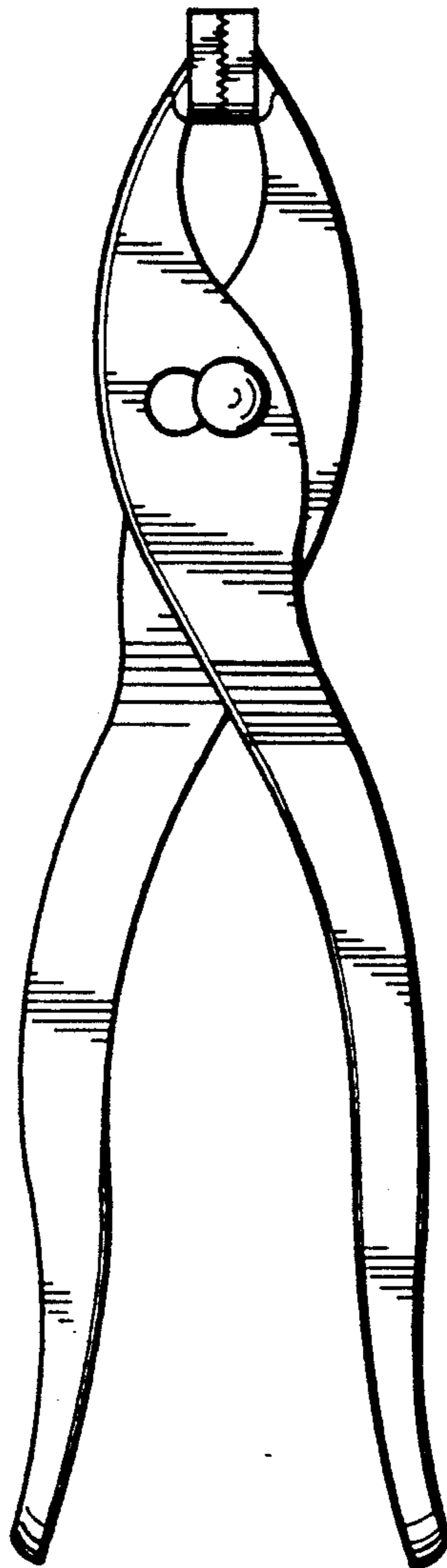


FIG. 2

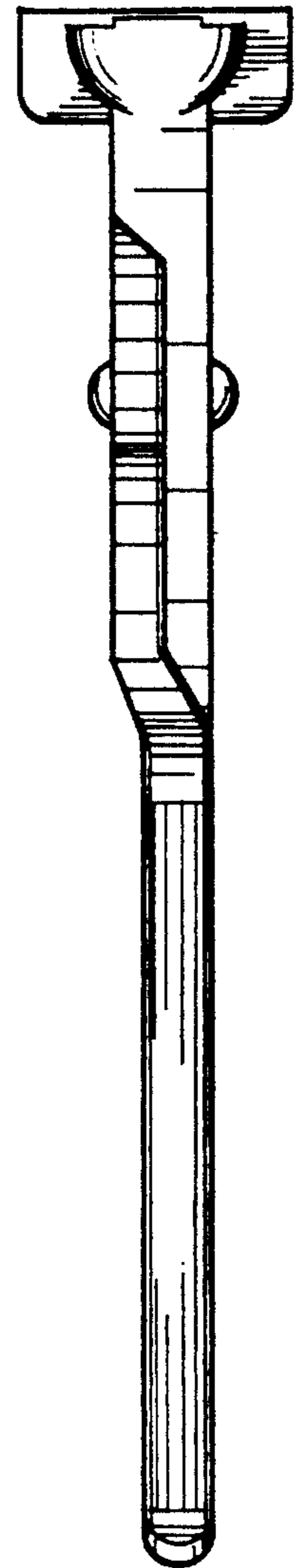


FIG. 3




FIG. 4

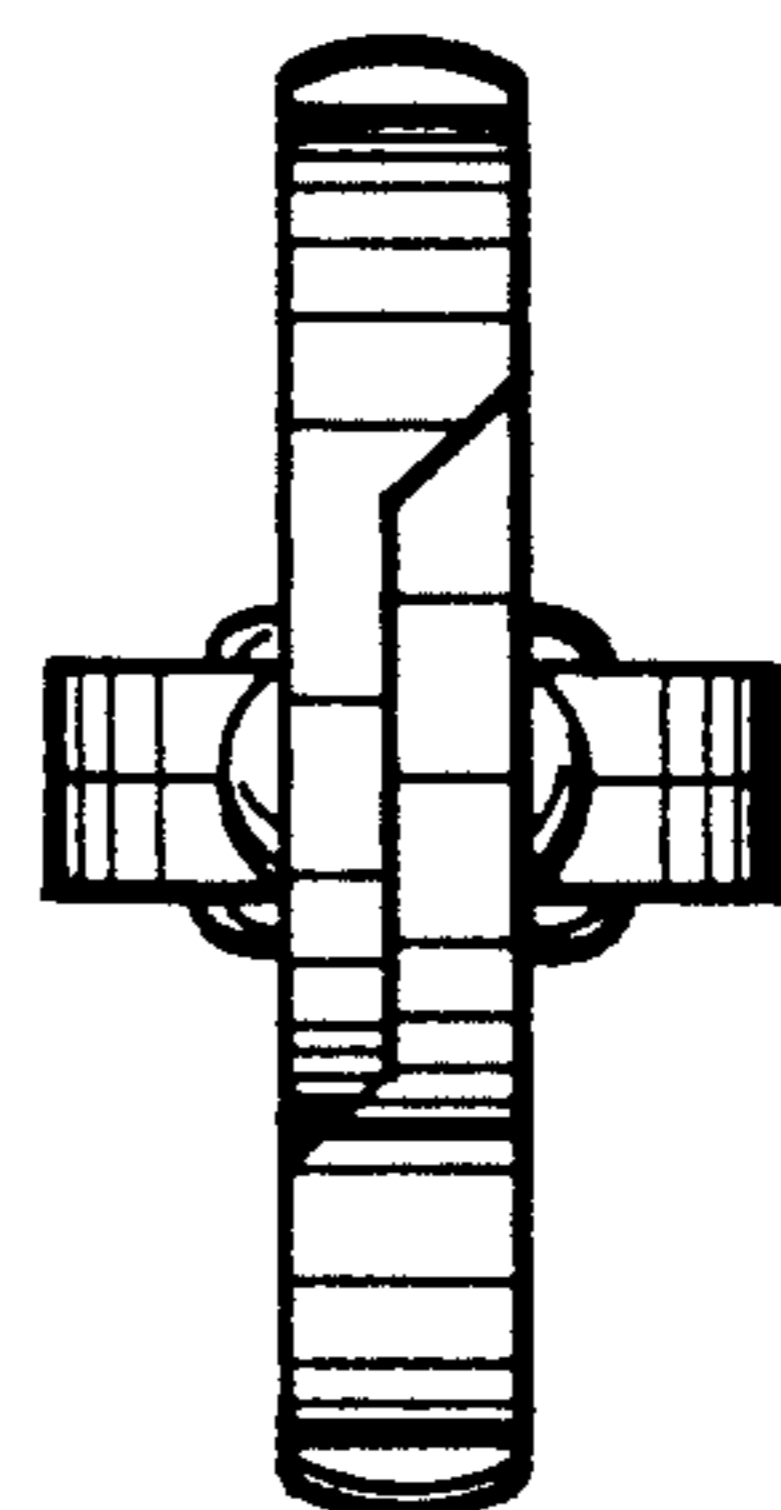


FIG. 5