



US00D335217S

**United States Patent** [19]  
**Seitz**

[11] **Patent Number: Des. 335,217**  
[45] **Date of Patent: \*\* May 4, 1993**

[54] **BRACELET LIKE KEY RING**

[76] **Inventor: Kathleen J. Seitz, 884 Links View Dr., Simi Valley, Calif. 93065**

[\*] **Notice: The portion of the term of this patent subsequent to Mar. 5, 2008 has been disclaimed.**

[\*\*] **Term: 14 Years**

[21] **Appl. No.: 546,776**

[22] **Filed: Jun. 29, 1990**

**Related U.S. Application Data**

- [63] Continuation-in-part of Ser. No. 216,189, Jul. 7, 1988, Pat. No. Des. 315,056.
- [52] **U.S. Cl.** ..... D3/62; D11/5
- [58] **Field of Search** ..... 24/316; 70/456 R, 456 B, 70/457-461; D10/32; 224/517; D11/1-26; D3/61-65; 2/DIG. 6; 128/DIG. 15

[56] **References Cited**

**U.S. PATENT DOCUMENTS**

- D. 317,378 6/1991 Addy ..... D11/5
- 3,947,927 4/1976 Rosenthal ..... 2/DIG. 6
- 4,470,528 9/1984 Dyes ..... 224/517
- 4,759,963 7/1988 Uso, Jr. et al. .... 2/DIG. 6

*Primary Examiner*—A. Hugo Word  
*Assistant Examiner*—R. Seifert

[57] **CLAIM**

The ornamental design for a bracelet like key ring, as shown.

**DESCRIPTION**

FIG. 1 is a perspective view of a bracelet like key ring showing my new design;  
FIG. 2 is an enlarged partial side elevational view;  
FIG. 3 is a top plan view, the central portion being omitted for ease of illustration; and,  
FIG. 4 is a side elevational view of FIG. 3.

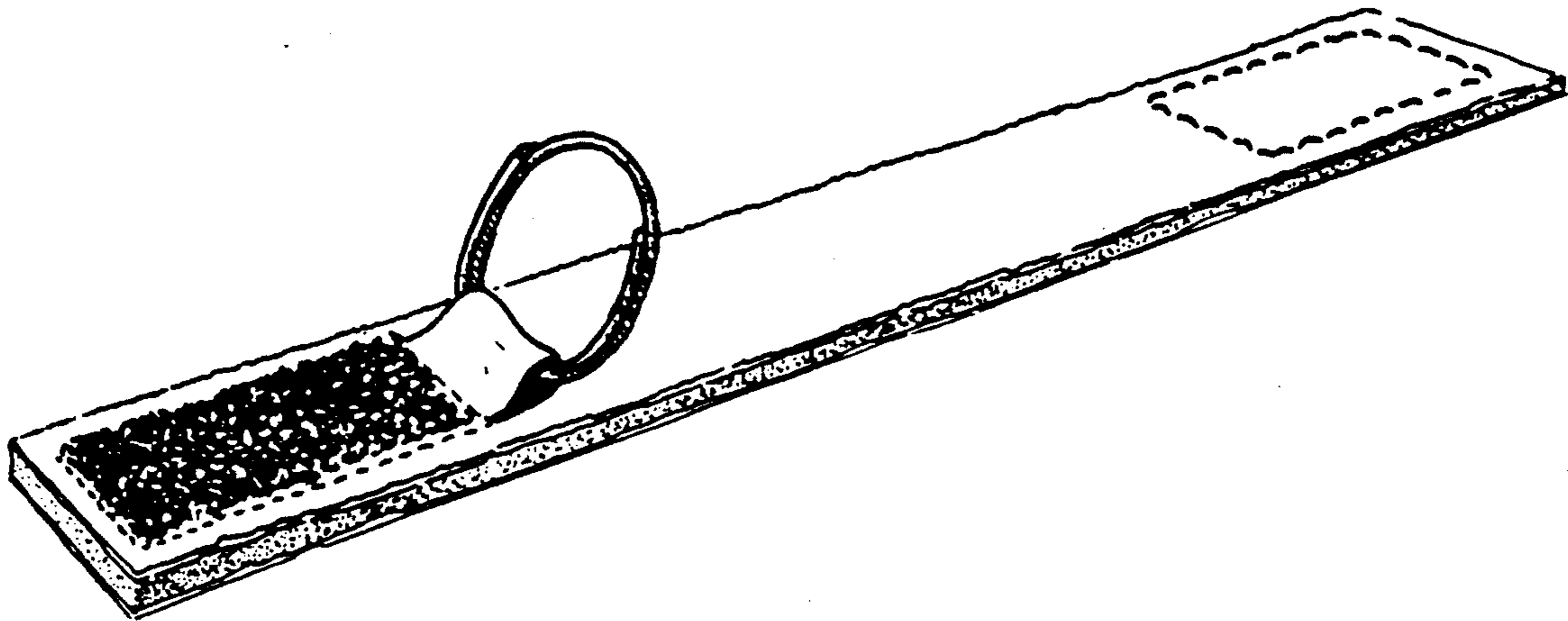


FIG. 1

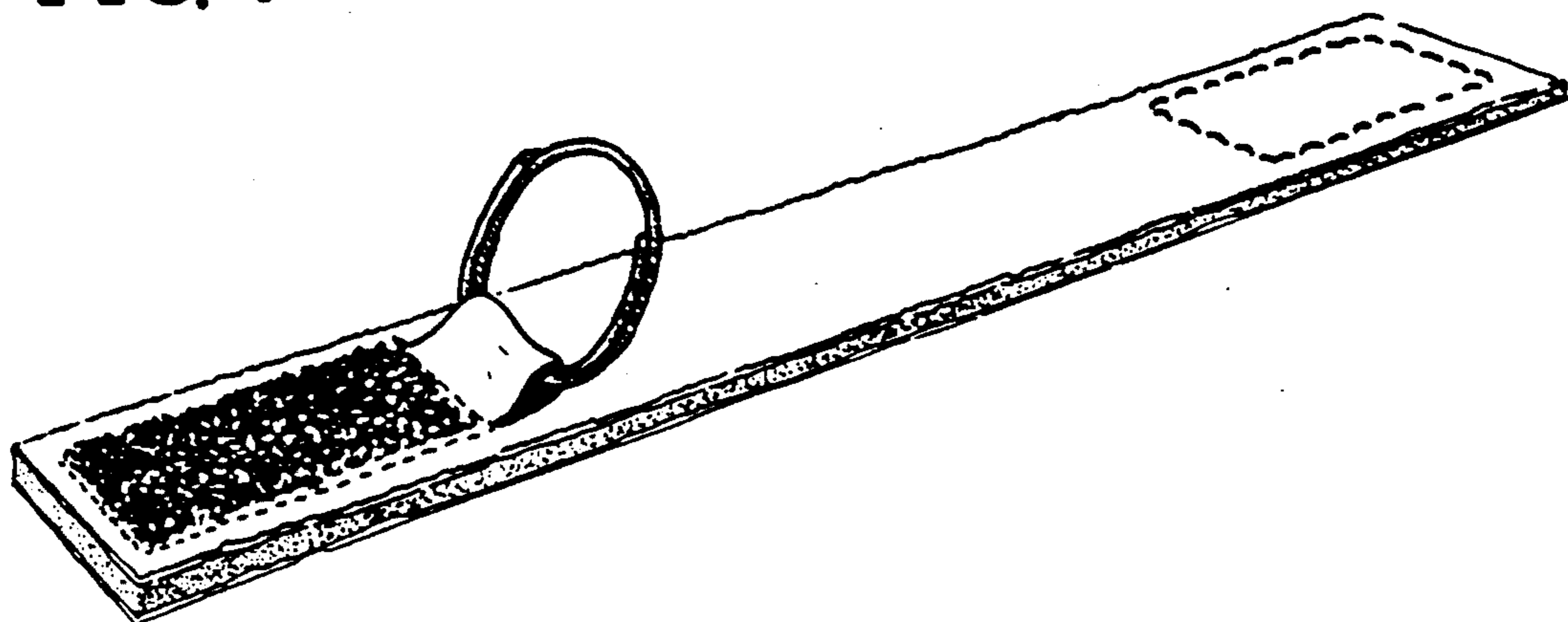


FIG. 2

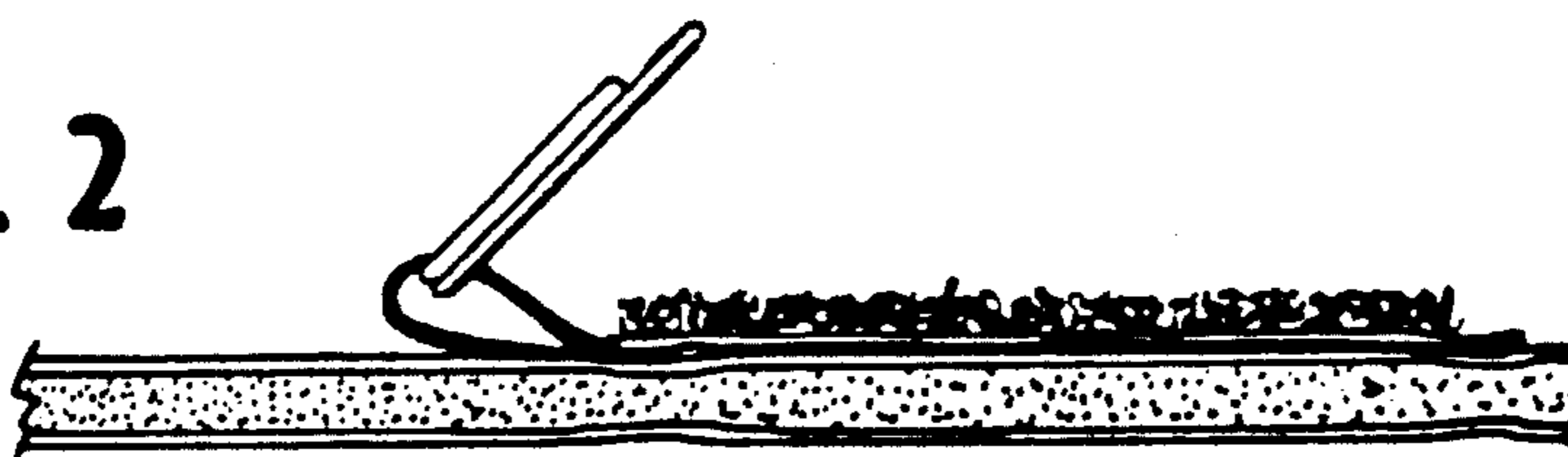


FIG. 3

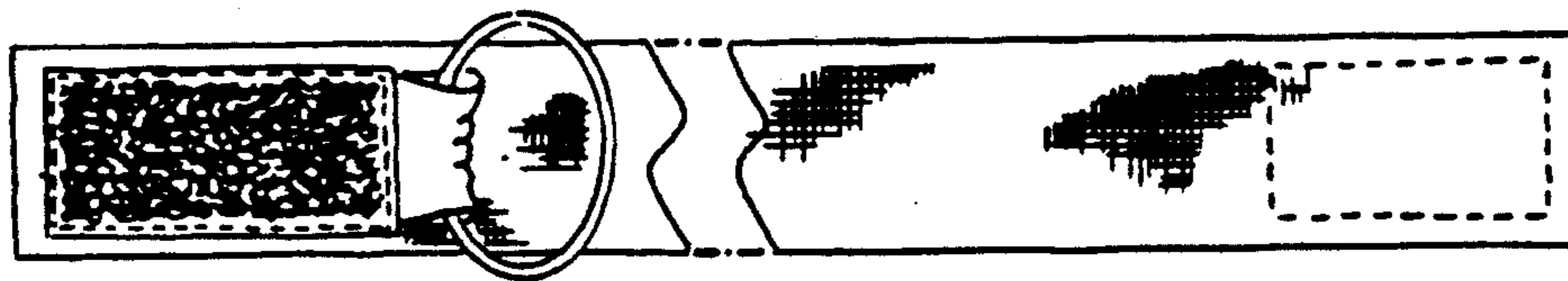


FIG. 4

