



US00D335167S

United States Patent [19]
Miller

[11] **Patent Number: Des. 335,167**
[45] **Date of Patent: ** Apr. 27, 1993**

[54] **FISHING LURE WITH ATTRACTANT CHAMBER**
[76] **Inventor: Frank R. Miller, 1923 Cumberland Rd., Glendora, Calif. 91740**
[**] **Term: 14 Years**
[21] **Appl. No.: 618,835**
[22] **Filed: Nov. 27, 1990**
[52] **U.S. Cl. D22/126; D22/129**
[58] **Field of Search D22/126, 128, 130, 132; 43/42.48, 42.49, 44.9, 44.86, 44.95, 42.45, 42.05, 42.09, 42.06, 42.15, 42.23, 42.34, 42.32, 42.33, 42.35, 43.1**

[56] **References Cited**
U.S. PATENT DOCUMENTS
3,618,255 11/1971 Granger, Sr. 43/42.15 X
4,283,876 8/1981 Volenec 403/42.33
4,649,664 3/1987 Mahan 43/42.49
4,676,020 6/1987 Taylor et al. 43/42.33 R
4,731,948 3/1988 Helton 43/42.33
4,881,340 11/1989 Davis 43/42.09

FOREIGN PATENT DOCUMENTS

614570 12/1948 Canada D22/126 X

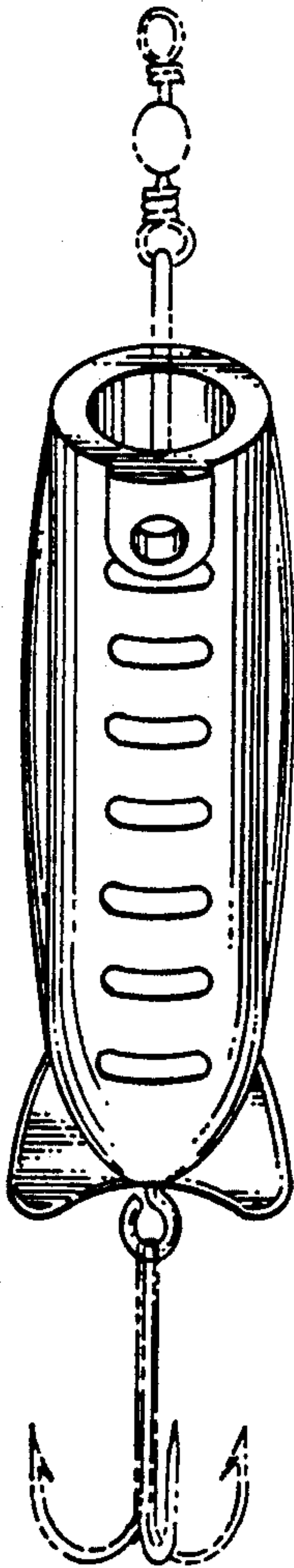
Primary Examiner—A. Hugo Word
Assistant Examiner—Doris V. Coles
Attorney, Agent, or Firm—Christie, Parker & Hale

[57] **CLAIM**

The ornamental design for a fishing lure with attractant chamber, as shown and described.

DESCRIPTION

FIG. 1 is a perspective view of a fishing lure with attractant chamber, showing my new design, the broken line showing of a swivel, clip and treble hook is for illustrative purposes only and forms no part of claimed design;
FIG. 2 is a front elevational view thereof;
FIG. 3 is a right side elevational view, the left side being a mirror image thereof;
FIG. 4 is a rear elevational view thereof;
FIG. 5 is a top plan view thereof; and,
FIG. 6 is a top plan view thereof.




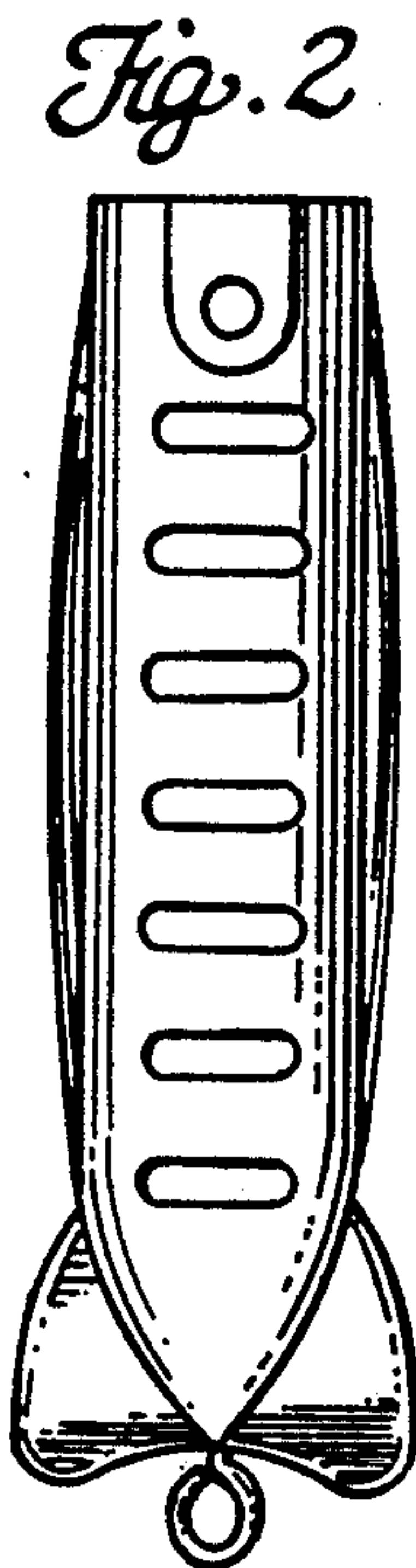
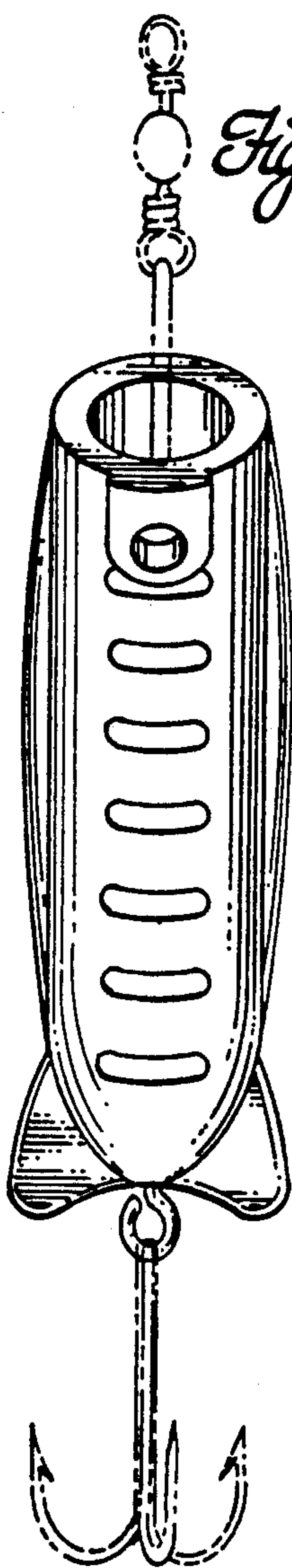


Fig. 4

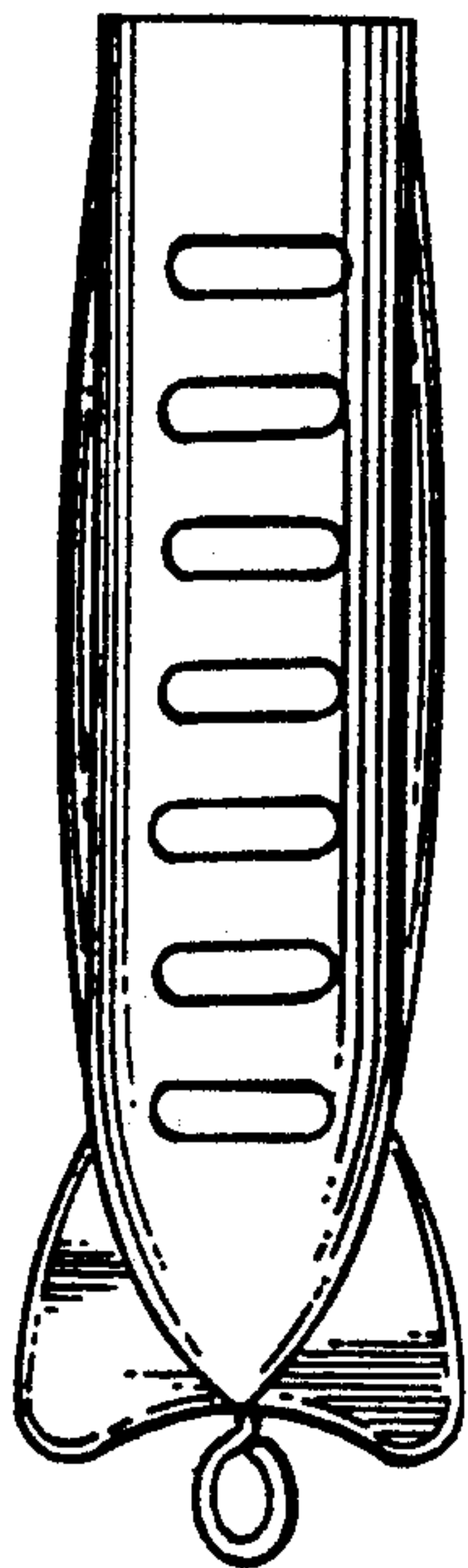


Fig. 5

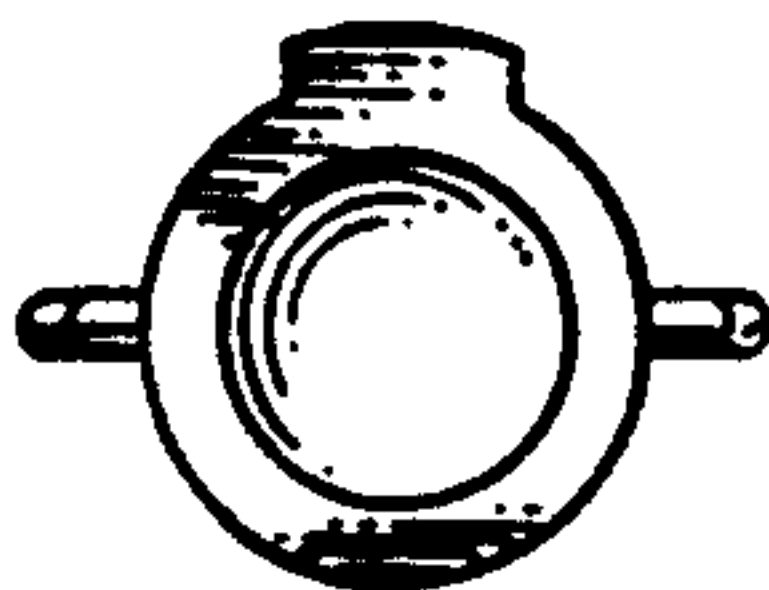


Fig. 6

