



US00D335160S

# United States Patent [19]

[11] Patent Number: **Des. 335,160**

**Knudsen**

[45] Date of Patent: **\*\* Apr. 27, 1993**

[54] ELEMENT FOR A TOY BUILDING SET

4,676,507 6/1987 Patterson ..... 446/125

[75] Inventor: **Jens N. Knudsen, Billund, Denmark**

*Primary Examiner*—Bernard Ansher

*Assistant Examiner*—R. Barkai

[73] Assignee: **Interlego A.G., Baar, Switzerland**

*Attorney, Agent, or Firm*—Kane, Dalsimer, Sullivan,

Kurucz, Levy, Eisele and Richard

[\*\*] Term: **14 Years**

### [57] CLAIM

[21] Appl. No.: **789,134**

The ornamental design for an element for a toy building set, as shown and described.

[22] Filed: **Nov. 6, 1991**

[52] U.S. Cl. .... **D21/108**

### DESCRIPTION

[58] Field of Search ..... **D21/108, 124; 446/102, 446/103, 120, 124, 125, 128**

FIG. 1 is a top perspective view of the element for a toy building set showing my new design;

FIG. 2 is a bottom perspective view thereof;

FIG. 3 is a left side elevational view thereof, the front being identical;

FIG. 4 is a rear elevational view thereof, the right side being identical;

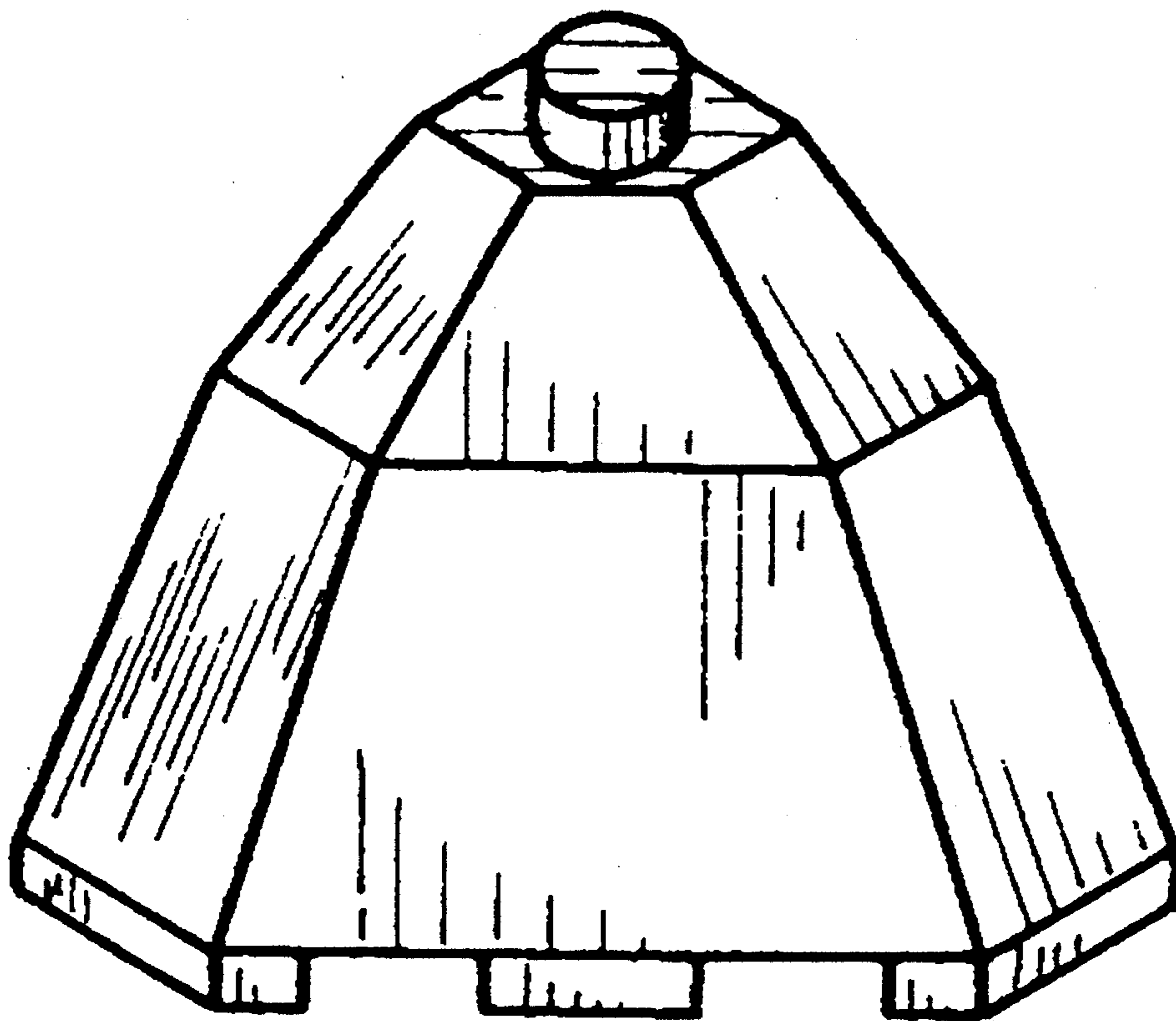
FIG. 5 is a top plan view thereof; and,

FIG. 6 is a bottom plan view thereof.

### [56] References Cited

#### U.S. PATENT DOCUMENTS

D. 291,101	7/1987	Knudsen	.....	D21/108
D. 311,939	11/1990	Andersen	.....	D21/108
D. 316,430	4/1991	Andersen	.....	D21/108
3,034,254	5/1962	Christiansen	.....	446/128






FIG. 6

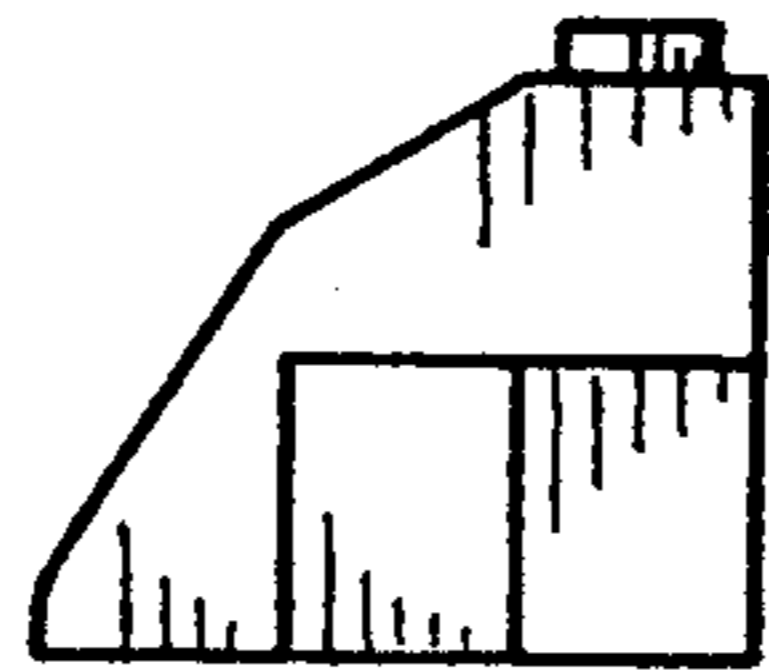


FIG. 4

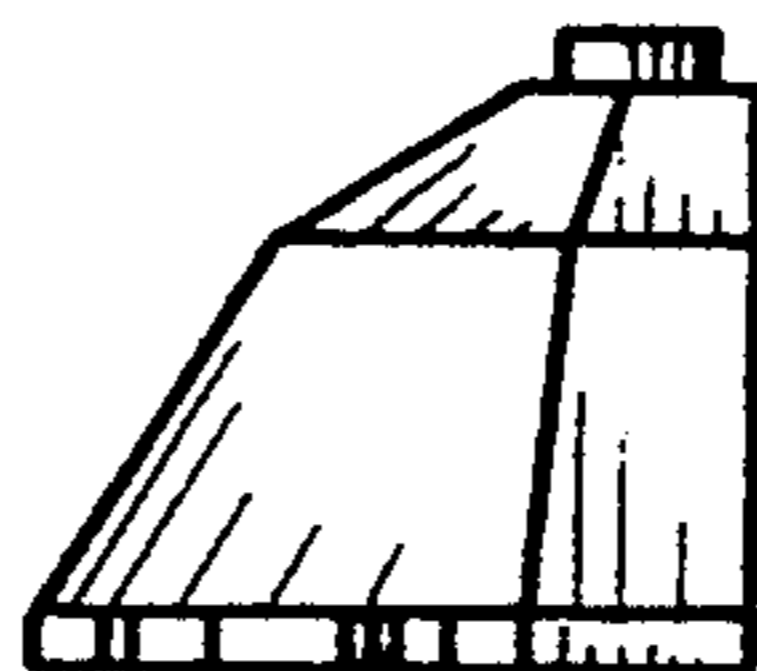


FIG. 3




FIG. 5

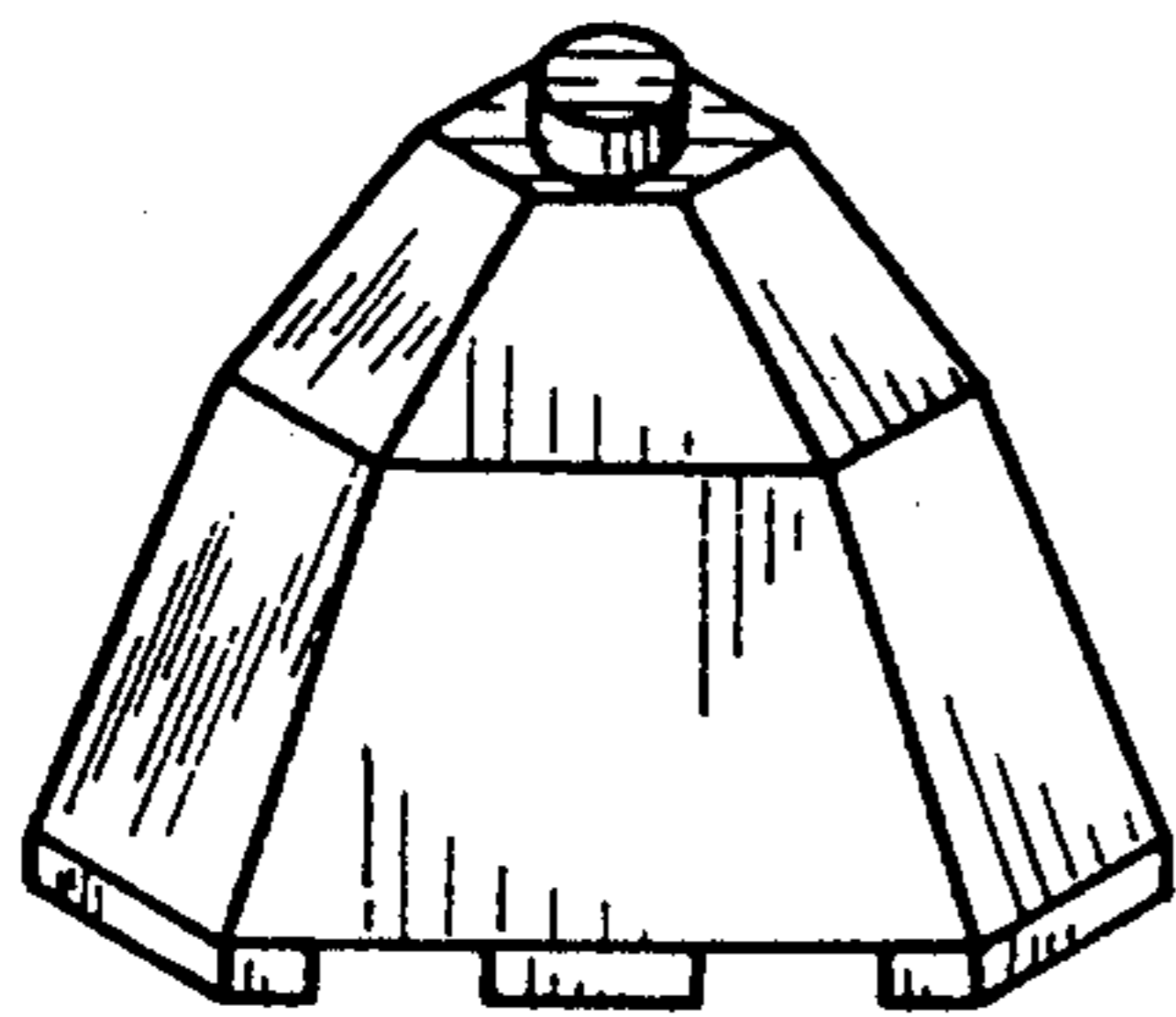


FIG. 1




FIG. 2