



US00D335148S

United States Patent [19]

[11] Patent Number: **Des. 335,148**

Barbieri

[45] Date of Patent: **** Apr. 27, 1993**

[54] **DESK PAD**

D. 282,379 1/1986 Smith et al. D19/52

[76] Inventor: **Raul Barbieri, Via Pietro Custodi,
14, 20136 Milan, Italy**

Primary Examiner—Nelson C. Holtje
Assistant Examiner—Martha K. Thompson
Attorney, Agent, or Firm—Steinberg & Raskin

[**] Term: **14 Years**

[21] Appl. No.: **490,991**

[57] **CLAIM**

[22] Filed: **Mar. 7, 1990**

The ornamental design for a desk pad, as shown.

[30] **Foreign Application Priority Data**

DESCRIPTION

Sep. 15, 1989 [IT] Italy 21737/89[U]

[52] U.S. Cl. **D19/95; D19/83;
D19/100**

[58] Field of Search **D19/52, 65, 92, 95,
D19/99, 100; 248/346**

FIG. 1 is a top, left front perspective view of a desk pad showing my new design;

FIG. 2 is a top plan view;

FIG. 3 is a front elevational view, the rear view being a mirror image thereof;

FIG. 4 is a bottom plan view;

FIG. 5 is a left side elevational view;

FIG. 6 is a right side elevational view thereof; and,

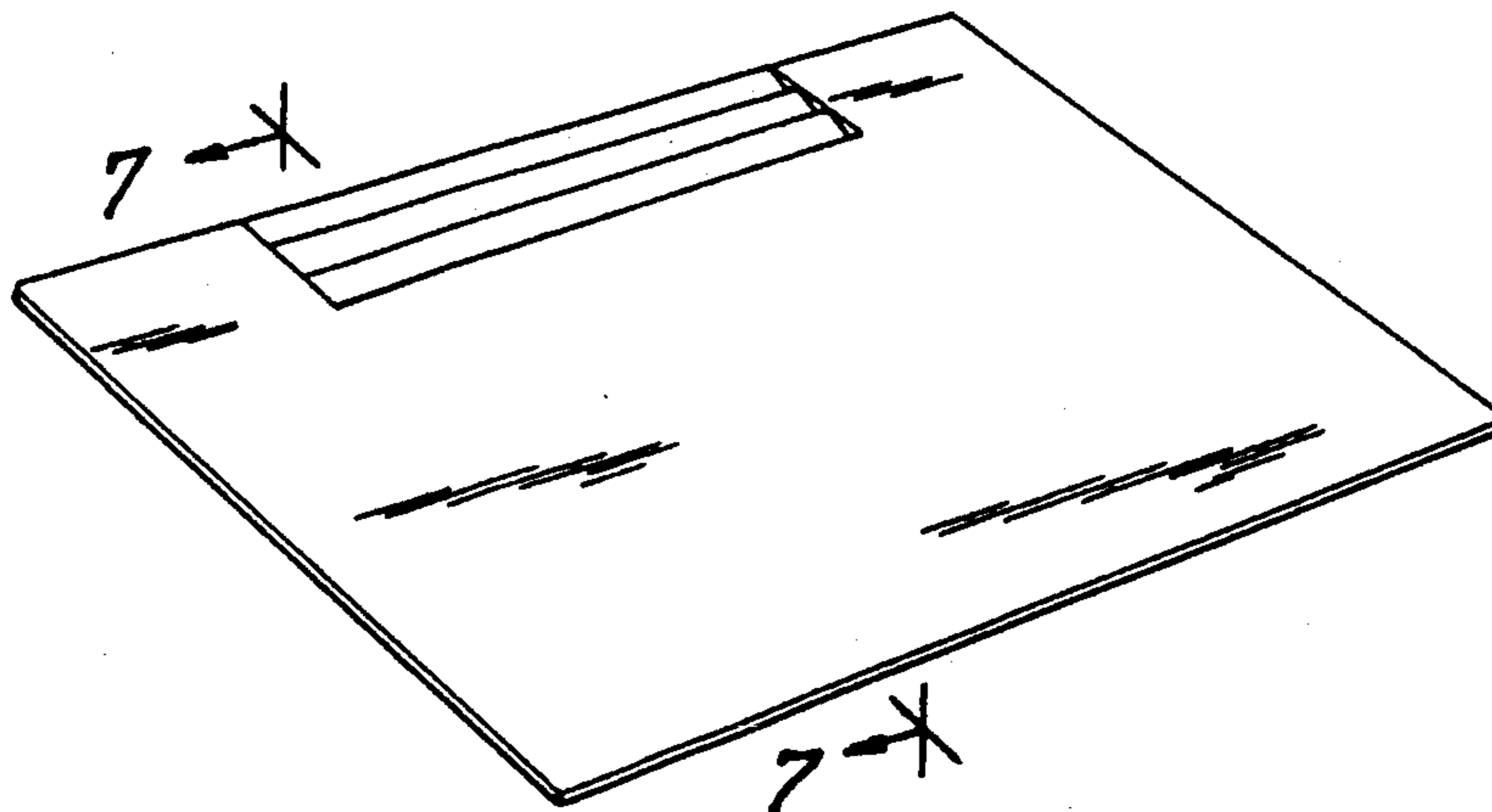
FIG. 7 is a fragmentary, cross-sectional view taken in the direction of arrows 7—7 in FIG. 1.

The FIG. 7 view has been drawn to an enlarged scale with respect to FIGS. 1 through 6.

[56] **References Cited**

U.S. PATENT DOCUMENTS

- D. 201,669 7/1965 Steger D19/95
- D. 232,935 9/1974 Stahel, II D19/95
- D. 277,874 3/1985 Zeischegg et al. D19/52



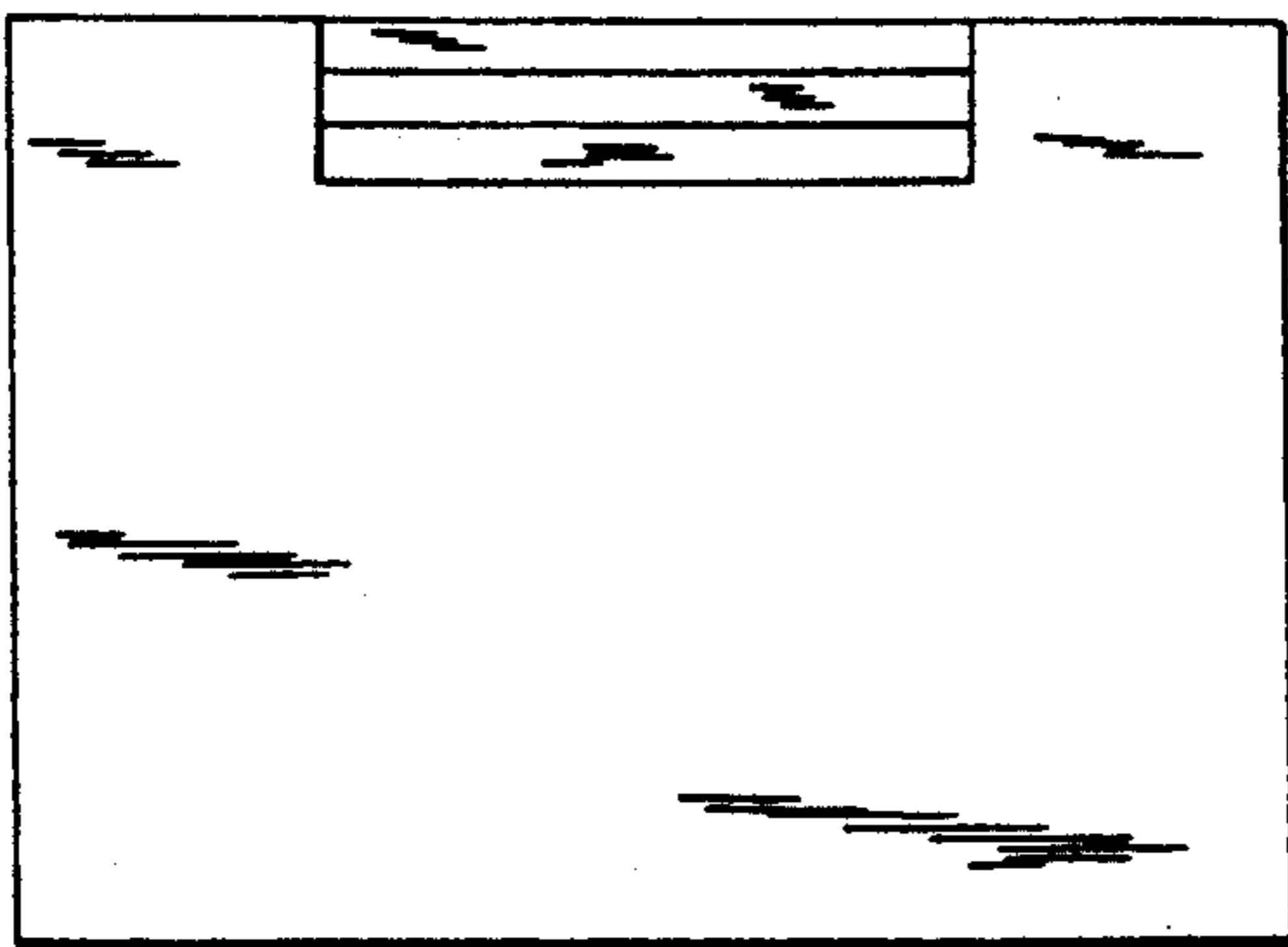
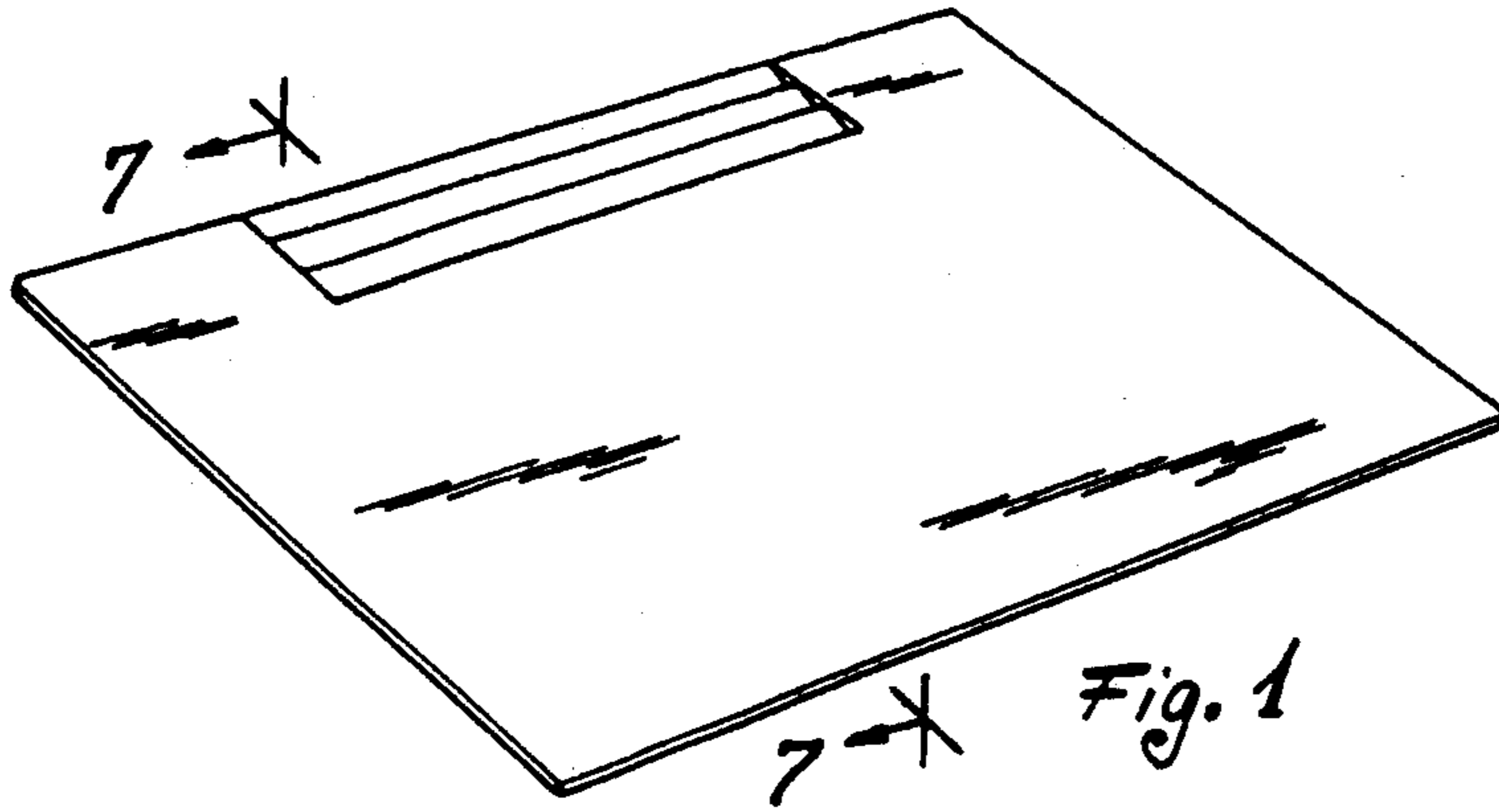


Fig. 3




Fig. 4



Fig. 5



Fig. 6

Fig. 7

