



US00D335147S

# United States Patent [19]

[11] Patent Number: **Des. 335,147**

**Katami et al.**

[45] Date of Patent: **\*\* Apr. 27, 1993**

[54] **WRITING INSTRUMENT CAP**

[75] Inventors: **Kazunori Katami, Kawagoe;**  
**Kazuhiko Suzuki, Higashikurume,**  
both of Japan

[73] Assignee: **Tombow Pencil Co., Ltd., Tokyo,**  
Japan.

[\*\*] Term: **14 Years**

[21] Appl. No.: **907,196**

[22] Filed: **Jun. 30, 1992**

**Related U.S. Application Data**

[62] Division of Ser. No. 540,416, Jun. 18, 1990, Pat. No. D. 330,389.

[52] U.S. Cl. .... **D19/57; D19/51;**  
**D19/56**

[58] Field of Search ..... **D19/35, 36, 41-51,**  
**D19/54-58, 81-85; 401/202, 243, 244, 245, 246,**  
**247**

[56] **References Cited**

**U.S. PATENT DOCUMENTS**

- D. 234,471 3/1975 Carre ..... D19/51
- D. 248,865 8/1978 Sussman et al. .... D19/56 X
- D. 249,887 10/1978 Anderka et al. .... D19/43
- D. 250,767 1/1979 Bubari ..... D19/56 X
- D. 257,857 1/1981 Leuenberger et al. .... D19/43 X
- D. 260,407 8/1981 Itoh ..... D19/57
- D. 266,856 11/1982 Oka ..... D19/56 X

*Primary Examiner*—Nelson C. Holtje  
*Assistant Examiner*—Martha Thompson  
*Attorney, Agent, or Firm*—Nikaido, Marmelstein,  
Murray & Oram

[57] **CLAIM**

The ornamental design for a writing instrument cap, as shown and described.

**DESCRIPTION**

FIG. 1 is a top, left front perspective view of a writing instrument cap showing our new design;  
FIG. 2 is a left side elevational view, the right side being a mirror image thereof;  
FIG. 3 is a front elevational view;  
FIG. 4 is a bottom plan view; and,  
FIG. 5 is a top plan view thereof.

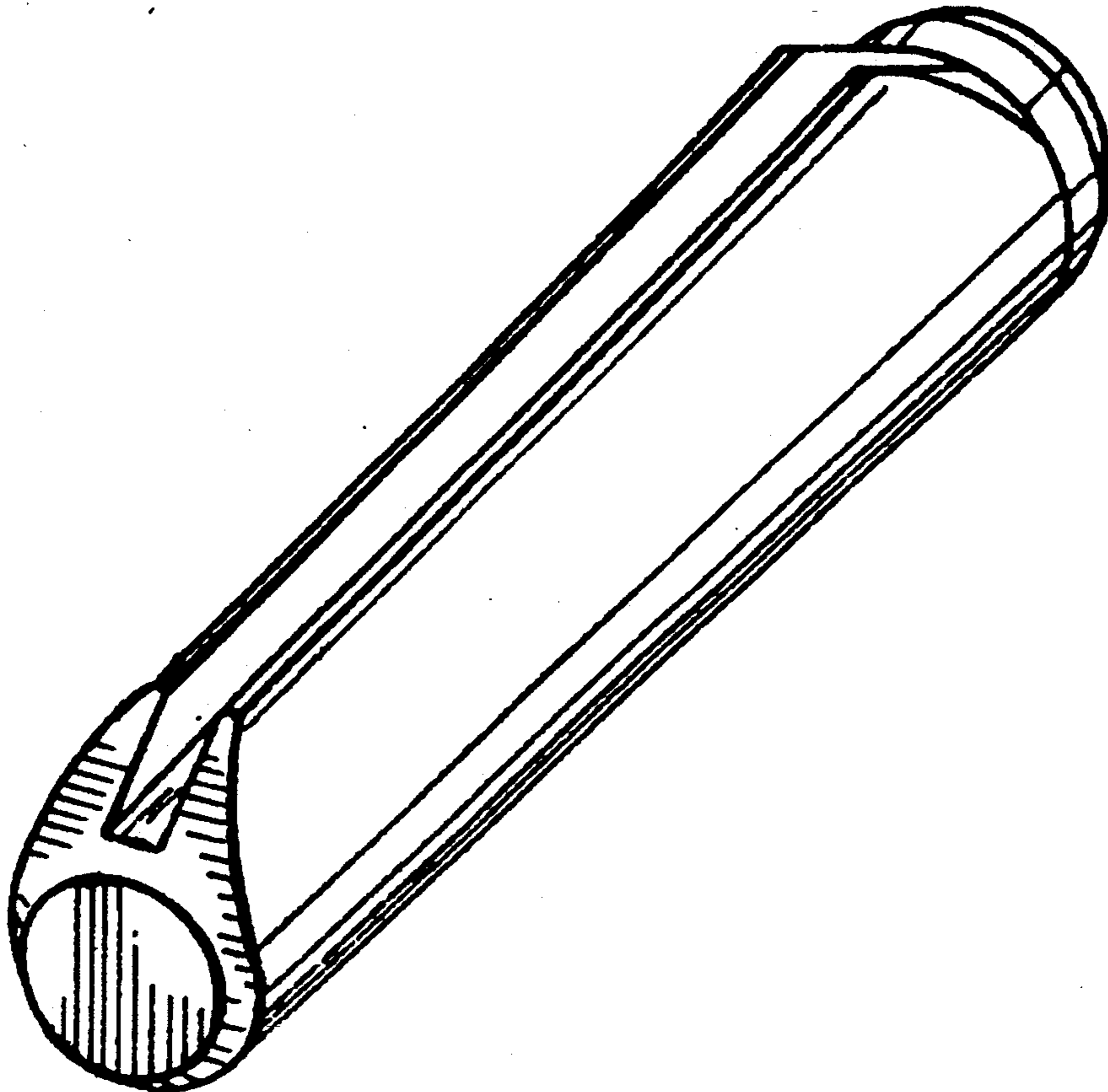


FIG. 1

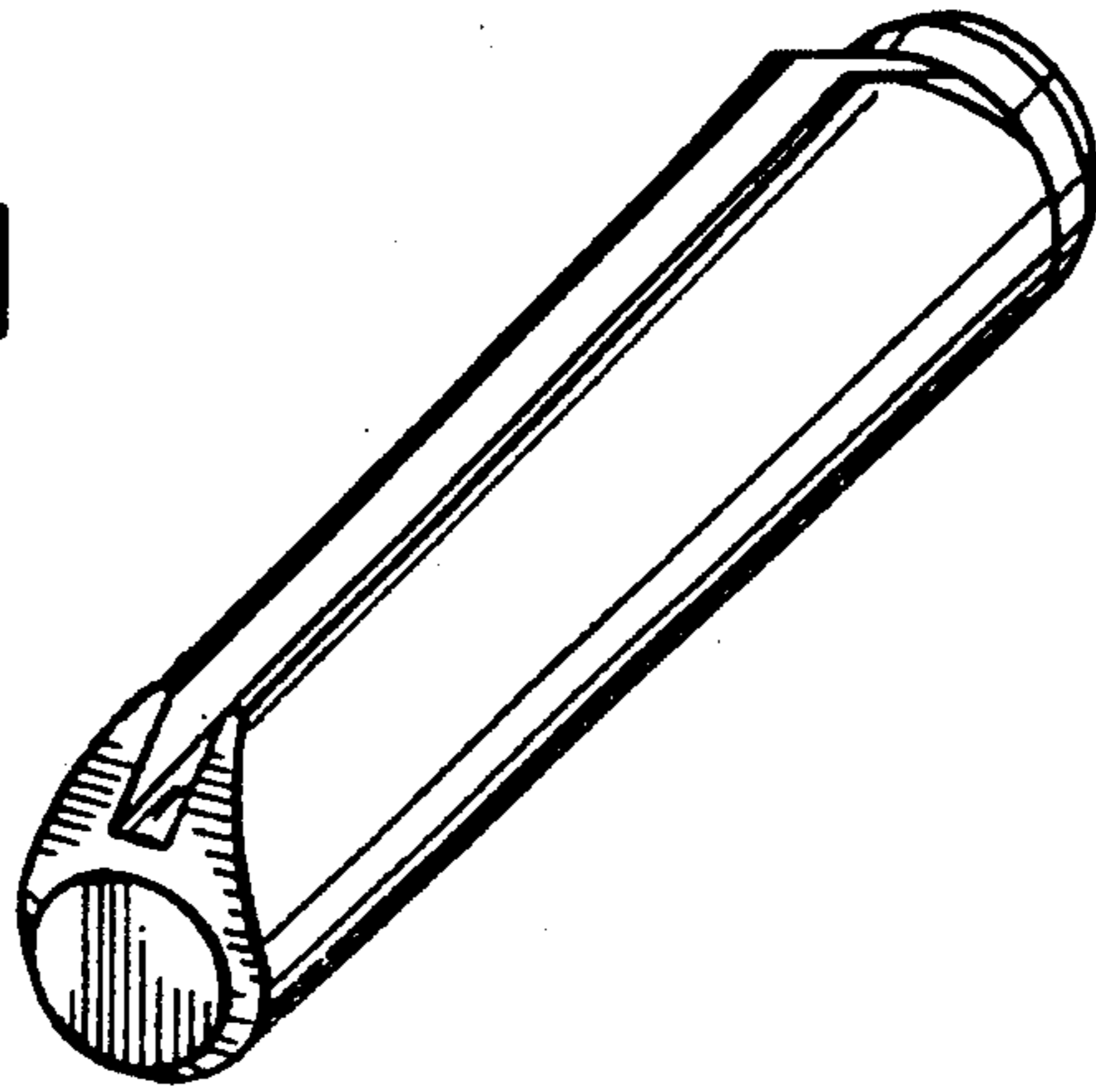


FIG. 2




FIG. 3




FIG. 4

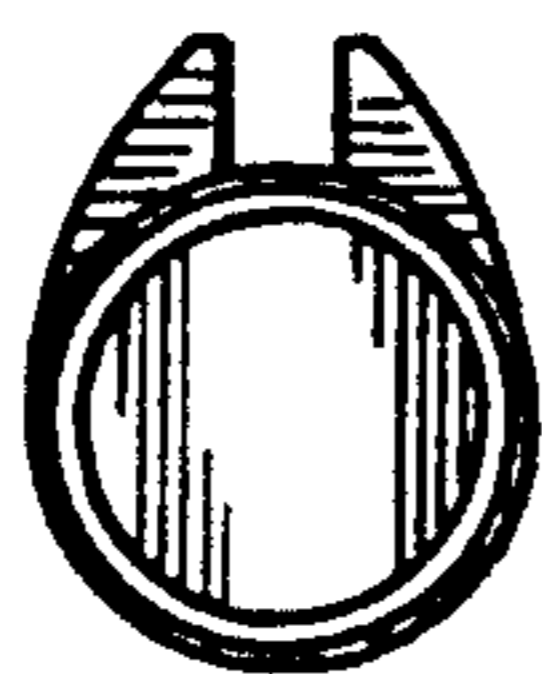


FIG. 5

