



US00D335141S

# United States Patent [19]

[11] Patent Number: **Des. 335,141**

Katami et al.

[45] Date of Patent: **\*\* Apr. 27, 1993**

[54] WRITING INSTRUMENT CAP

[56] References Cited

[75] Inventors: **Kazunori Katami, Kawagoe;**  
**Kazuhiko Suzuki, Higashikurume,**  
both of Japan

### U.S. PATENT DOCUMENTS

- D. 250,767 1/1979 Bulgari ..... D19/56 X
- D. 266,856 11/1982 Oka ..... D19/56 X
- D. 272,750 2/1984 Luntz ..... D19/45
- D. 277,873 3/1985 Kin ..... D19/46 X
- D. 319,845 9/1991 Grötsch et al. .... D19/41 X
- D. 321,718 11/1991 Ambasz ..... D19/51 X
- D. 326,683 6/1992 Katami ..... D19/49 X

[73] Assignee: **Tombow Pencil Co., Ltd., Tokyo,**  
Japan

[\*\*] Term: **14 Years**

*Primary Examiner*—Nelson C. Holtje  
*Assistant Examiner*—Martha Thompson  
*Attorney, Agent, or Firm*—Nikaido, Marmelstein,  
Murray & Oram

[21] Appl. No.: **907,197**

### [57] CLAIM

[22] Filed: **Jun. 30, 1992**

The ornamental design for a writing instrument cap, as shown and described.

### Related U.S. Application Data

### DESCRIPTION

[62] Division of Ser. No. 540,416, Jun. 18, 1990, Pat. No. Des. 330,389.

[52] U.S. Cl. .... D19/57; D19/49;  
D19/56

[58] Field of Search ..... D19/35, 36, 41-51,  
D19/54-58, 81-85; 401/202, 243, 244, 245, 246,  
247

FIG. 1 is a top, left front perspective view of a writing instrument cap showing our new design;  
FIG. 2 is a left side elevational view, the right side being a mirror image thereof;  
FIG. 3 is a front elevational view;  
FIG. 4 is a bottom plan view; and,  
FIG. 5 is a top plan view thereof.

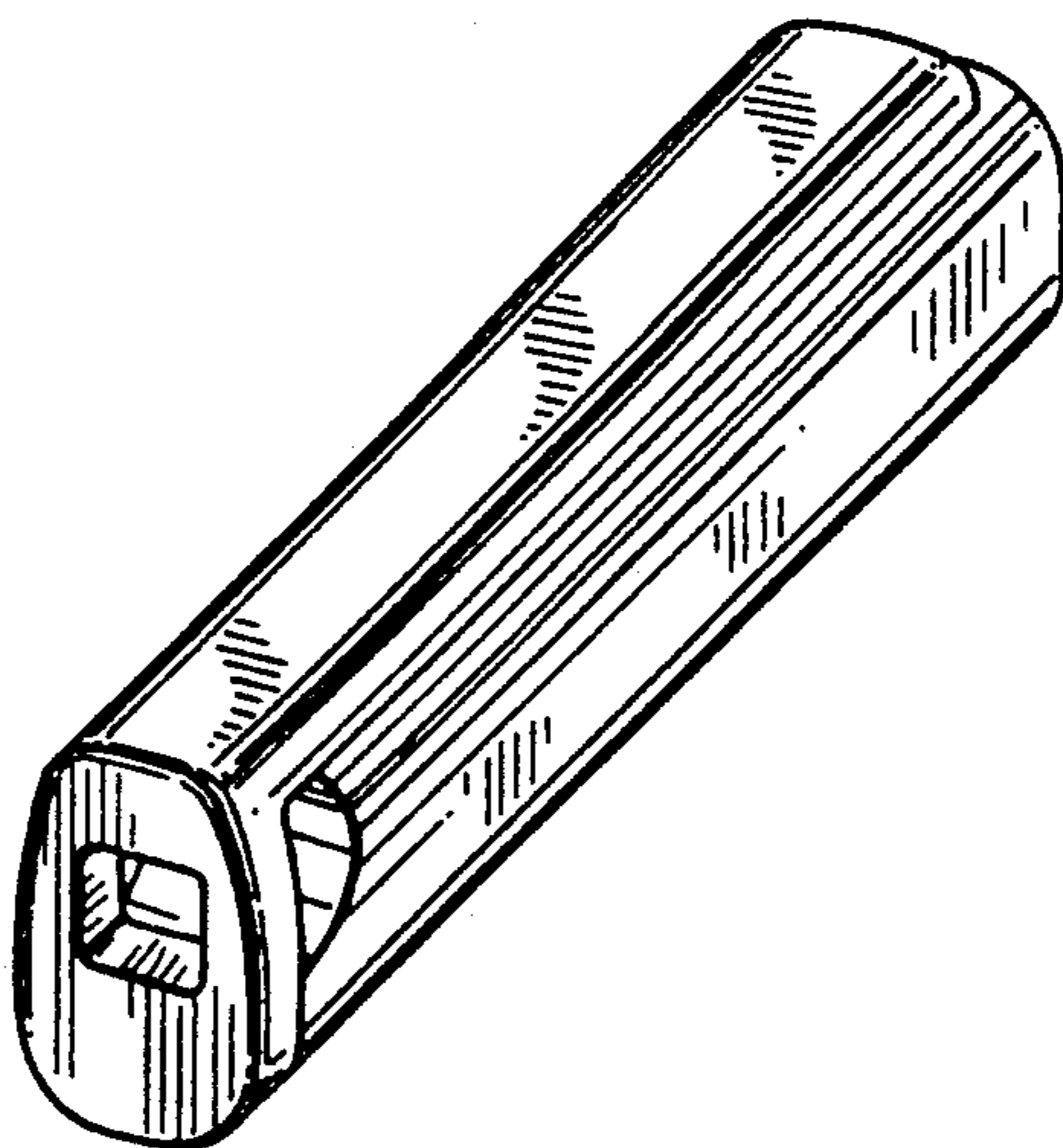


FIG. 1

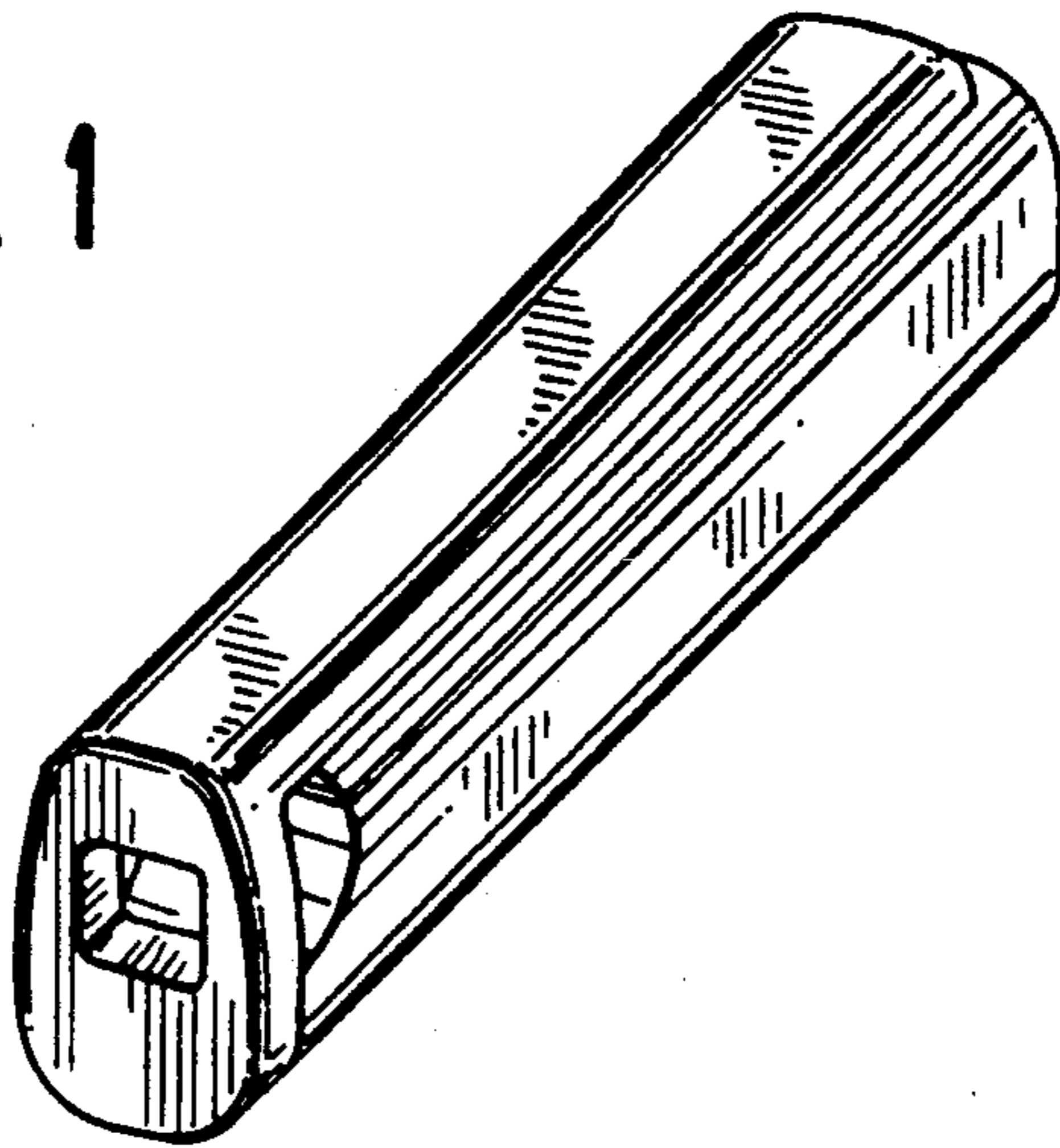


FIG. 2

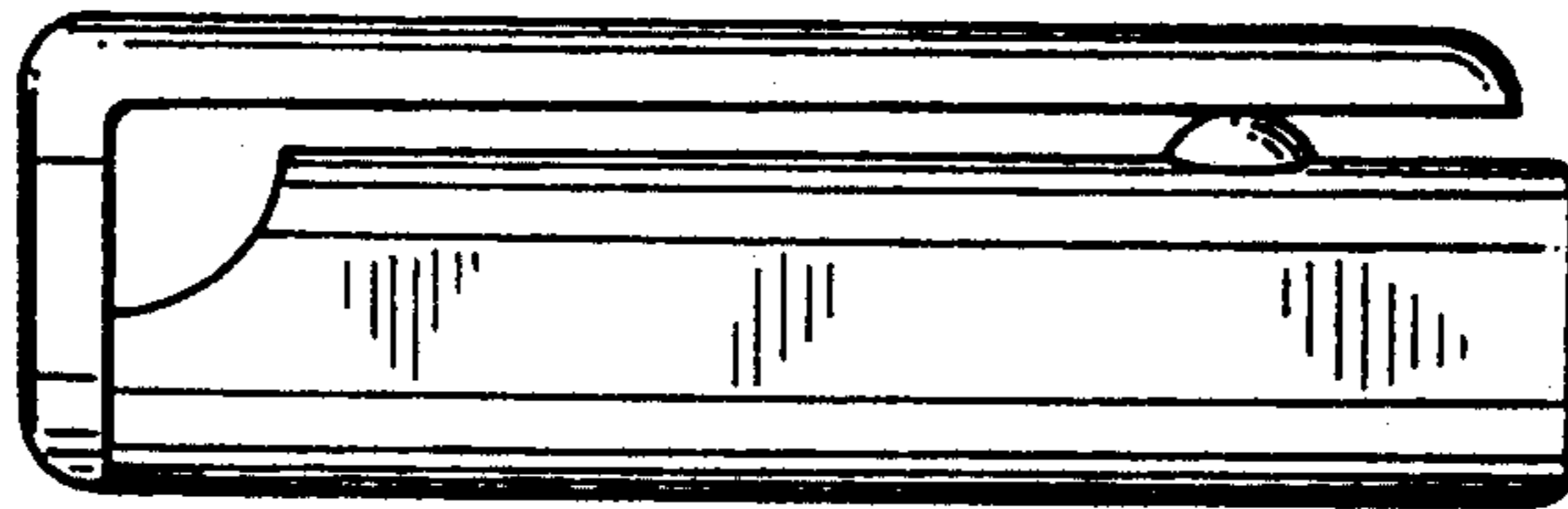


FIG. 3




FIG. 4

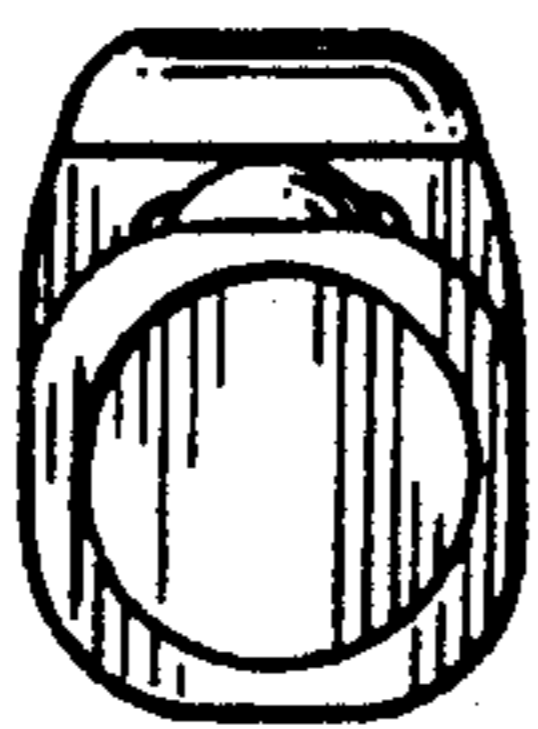


FIG. 5

