



US00D335130S

United States Patent [19]

[11] Patent Number: **Des. 335,130**

Rozier

[45] Date of Patent: **** Apr. 27, 1993**

[54] **SPEAKER**

5,109,422 4/1992 Furukawa 181/199

[75] Inventor: **Charles Rozier, New York, N.Y.**

OTHER PUBLICATIONS

[73] Assignee: **Boston Acoustics, Inc., Lynnfield, Mass.**

Stereo Review, Feb. 1989, p. 54, Bose 901 Speaker, right.

[**] Term: **14 Years**

Primary Examiner—Bernard Ansher

Assistant Examiner—Sandra Morris

[21] Appl. No.: **797,090**

Attorney, Agent, or Firm—Wolf, Greenfield & Sacks

[22] Filed: **Nov. 22, 1991**

[57] CLAIM

[52] U.S. Cl. **D14/214**

The ornamental design for a speaker, as shown and described.

[58] Field of Search D14/204, 207-216,
D14/219-222; 181/144, 145, 148, 150, 153, 199;
381/87-90

DESCRIPTION

[56] References Cited

U.S. PATENT DOCUMENTS

D. 263,394	3/1982	Szabo	D14/214
D. 282,255	1/1986	Ross	D14/214
D. 317,450	6/1991	Crawford et al.	D14/214
4,214,645	7/1980	Plourde	181/199
4,805,730	2/1989	O'Neill et al.	181/199

FIG. 1 is a reduced top front perspective view of a speaker, showing my new design;

FIG. 2 is a front elevational view thereof;

FIG. 3 is a right side elevational view thereof, the left side being a mirror image;

FIG. 4 is a top plan view thereof, the bottom being a mirror image; and,

FIG. 5 is a rear elevational view thereof.




FIG. 1


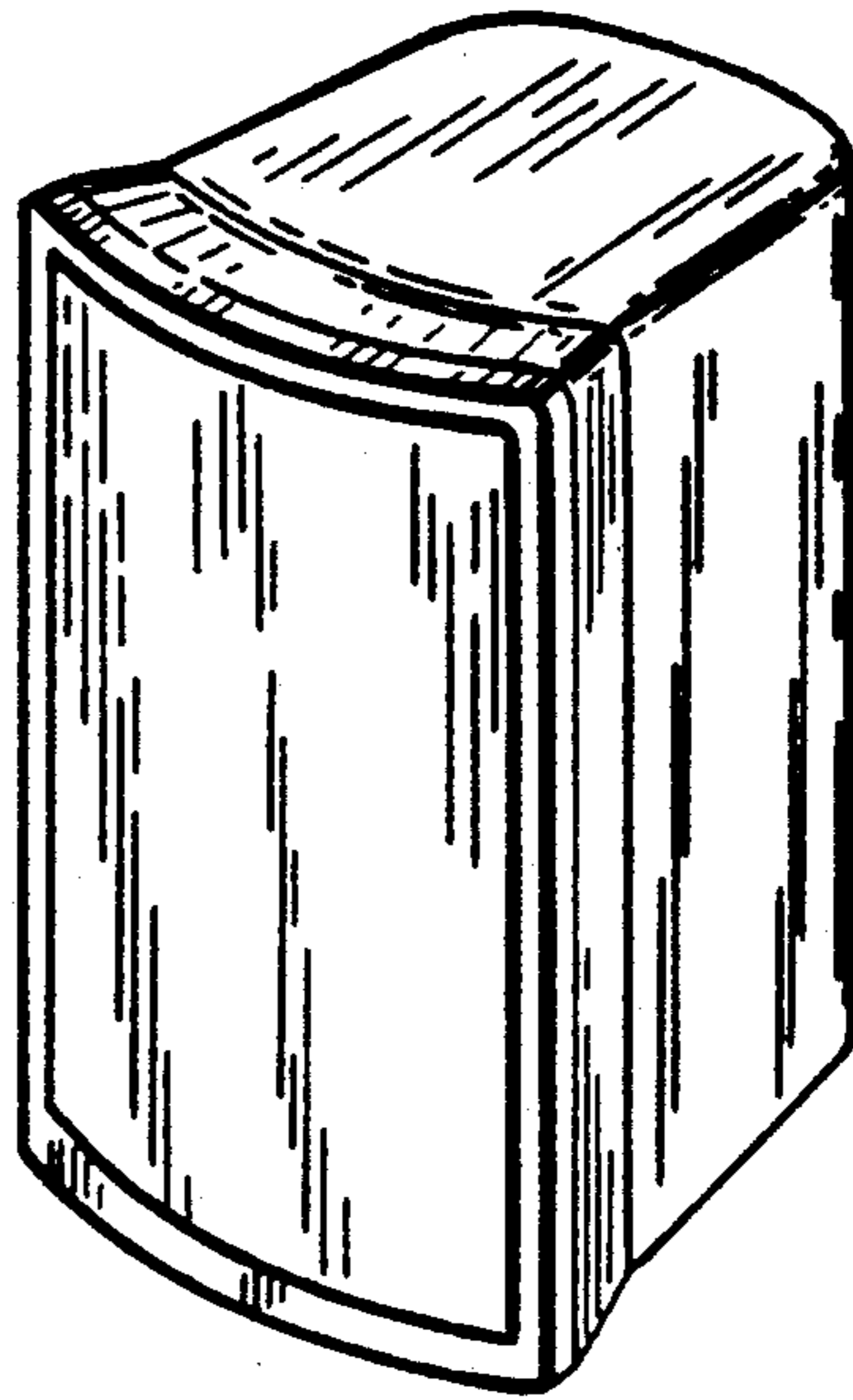


FIG. 2




FIG. 3

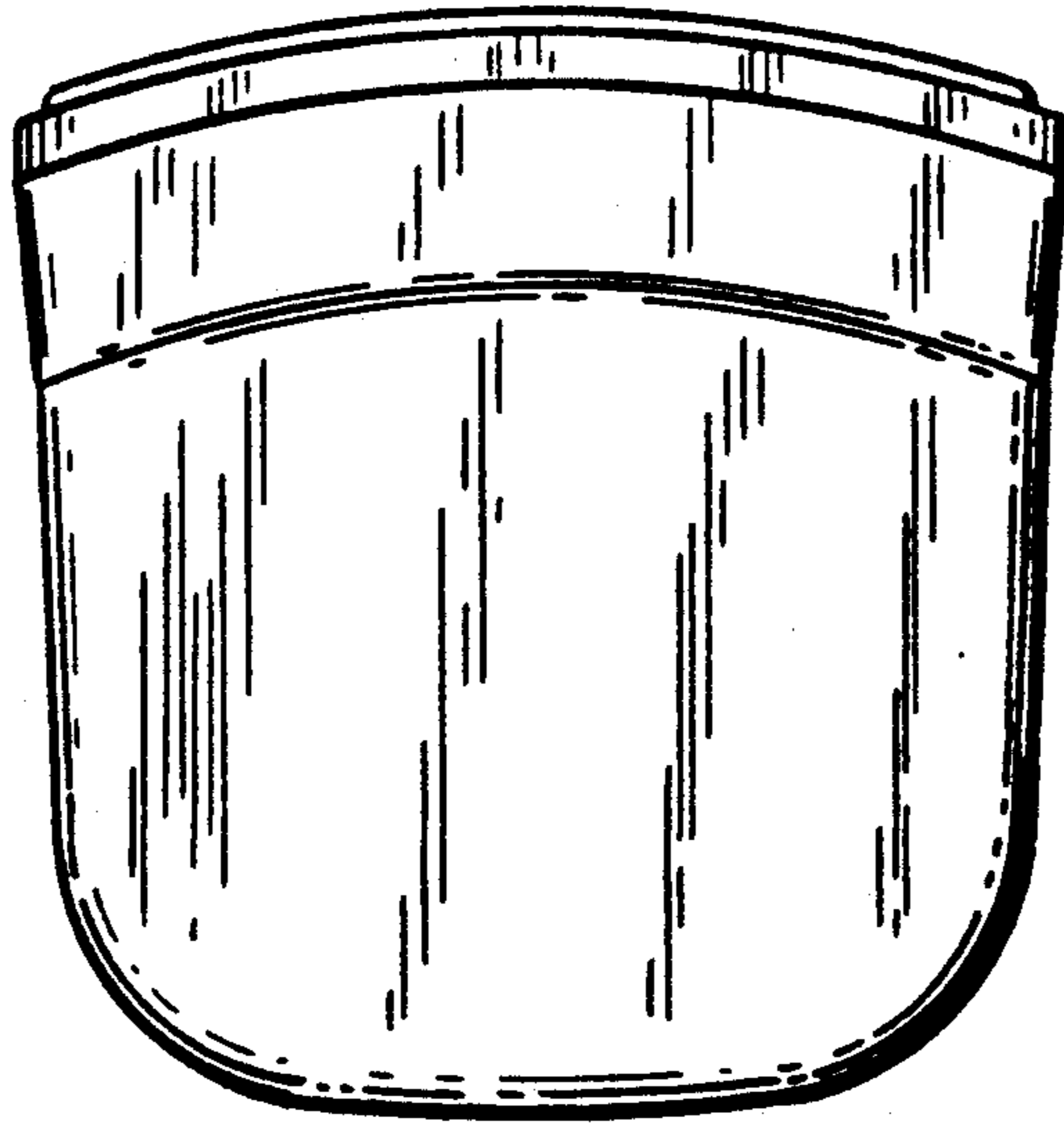


FIG. 4




FIG. 5