



US00D335121S

United States Patent [19]
Brillheart, III

[11] **Patent Number: Des. 335,121**
[45] **Date of Patent: ** Apr. 27, 1993**

[54] **LIGHT SWITCH EXTENSION HANDLE**

5,046,143 9/1991 Uher 74/544

[76] **Inventor: Glenn A. Brillheart, III, P.O. Box 1429, Banner Elk, N.C. 28604**

[**] **Term: 14 Years**

[21] **Appl. No.: 518,850**

[22] **Filed: May 4, 1990**

[52] **U.S. Cl. D13/173**

[58] **Field of Search D13/173; 200/331; 74/544; 16/110 R; D8/300**

OTHER PUBLICATIONS

Handbook of Designs and Devices; C. P. Hornung; ©1932; p. 3; crescent symbols #26.

Primary Examiner—B. J. Bullock
Attorney, Agent, or Firm—Leon Gilden

[57] **CLAIM**

The ornamental design for a light switch extension handle, as shown and described.

DESCRIPTION

FIG. 1 is a inverted front elevational view of a light switch extension handle showing my new design; FIG. 2 is a rear elevational view thereof; FIG. 3 is an enlarged top plan view thereof; FIG. 4 is an enlarged bottom plan view; FIG. 5 is an inverted side elevational view thereof; and FIG. 6 is an inverted side elevational view of the side opposite that shown in FIG. 5.

[56] **References Cited**

U.S. PATENT DOCUMENTS

D. 274,972	8/1984	Mann, Jr.	D13/173
D. 317,855	7/1991	Miller	D13/173
2,726,303	12/1955	Berndsen	74/544
3,722,319	3/1973	Reznik et al.	74/544
3,916,134	10/1975	Hansen	200/331
4,419,556	12/1983	Hare	200/331
4,870,232	9/1989	Hoogland	74/544




FIG. 1

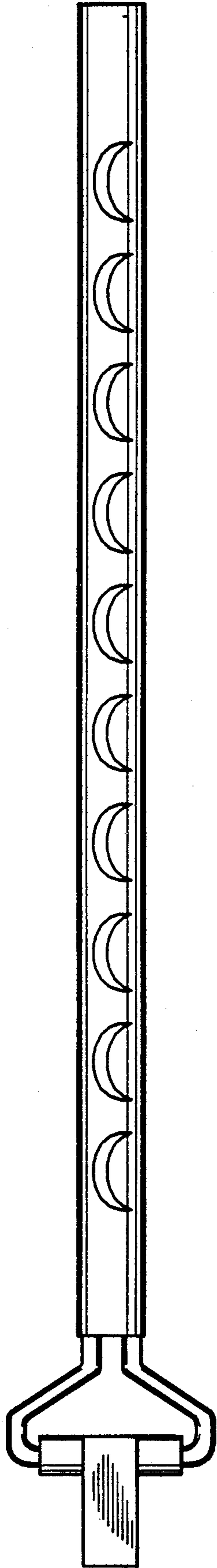


FIG. 2

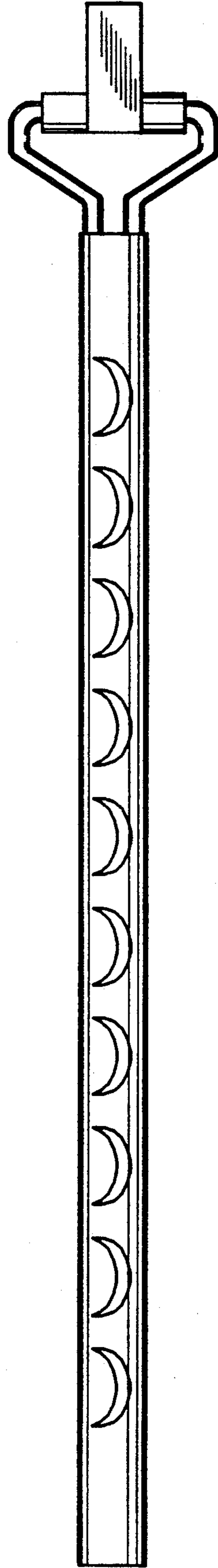


FIG. 3

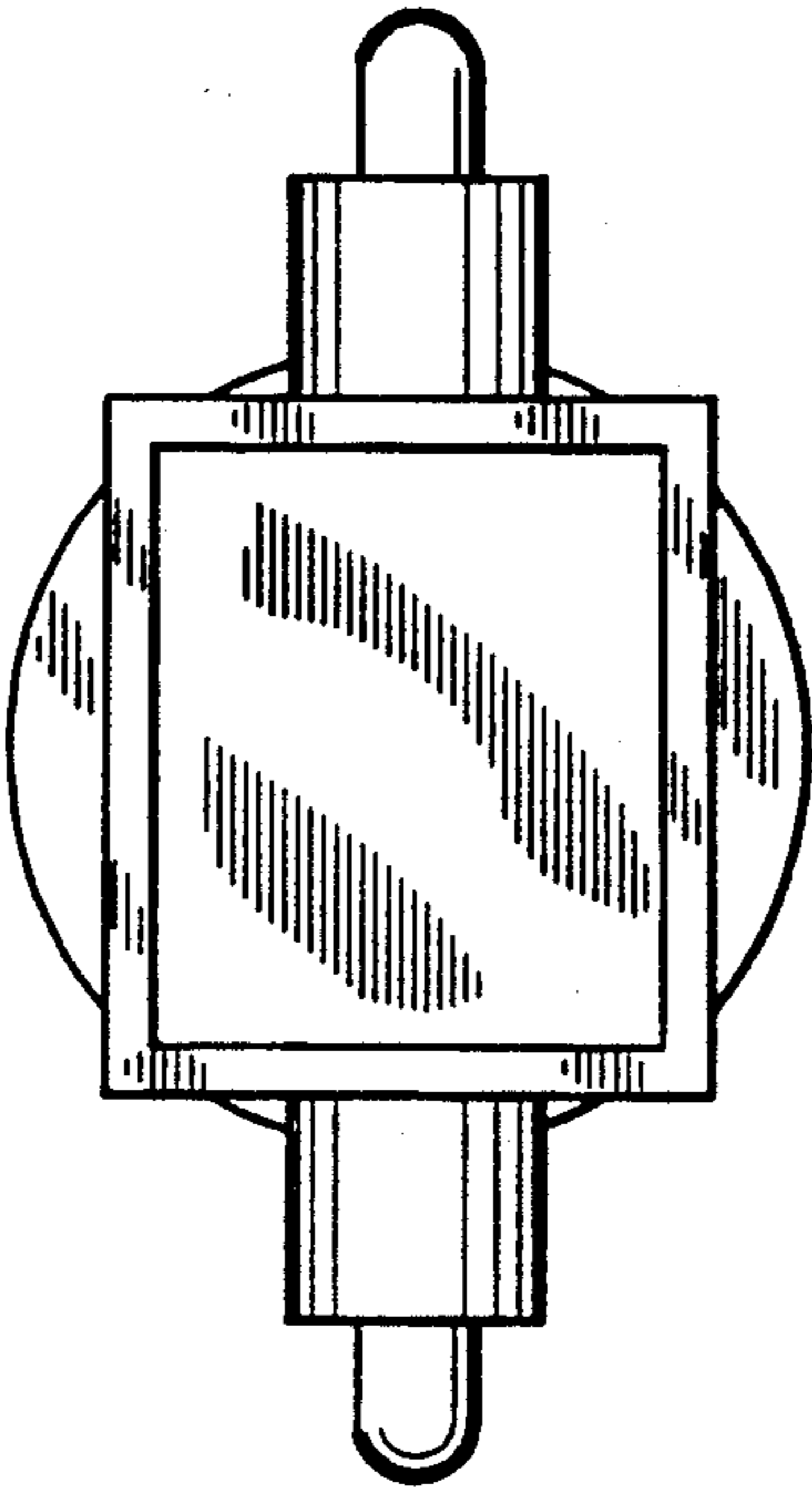


FIG. 4

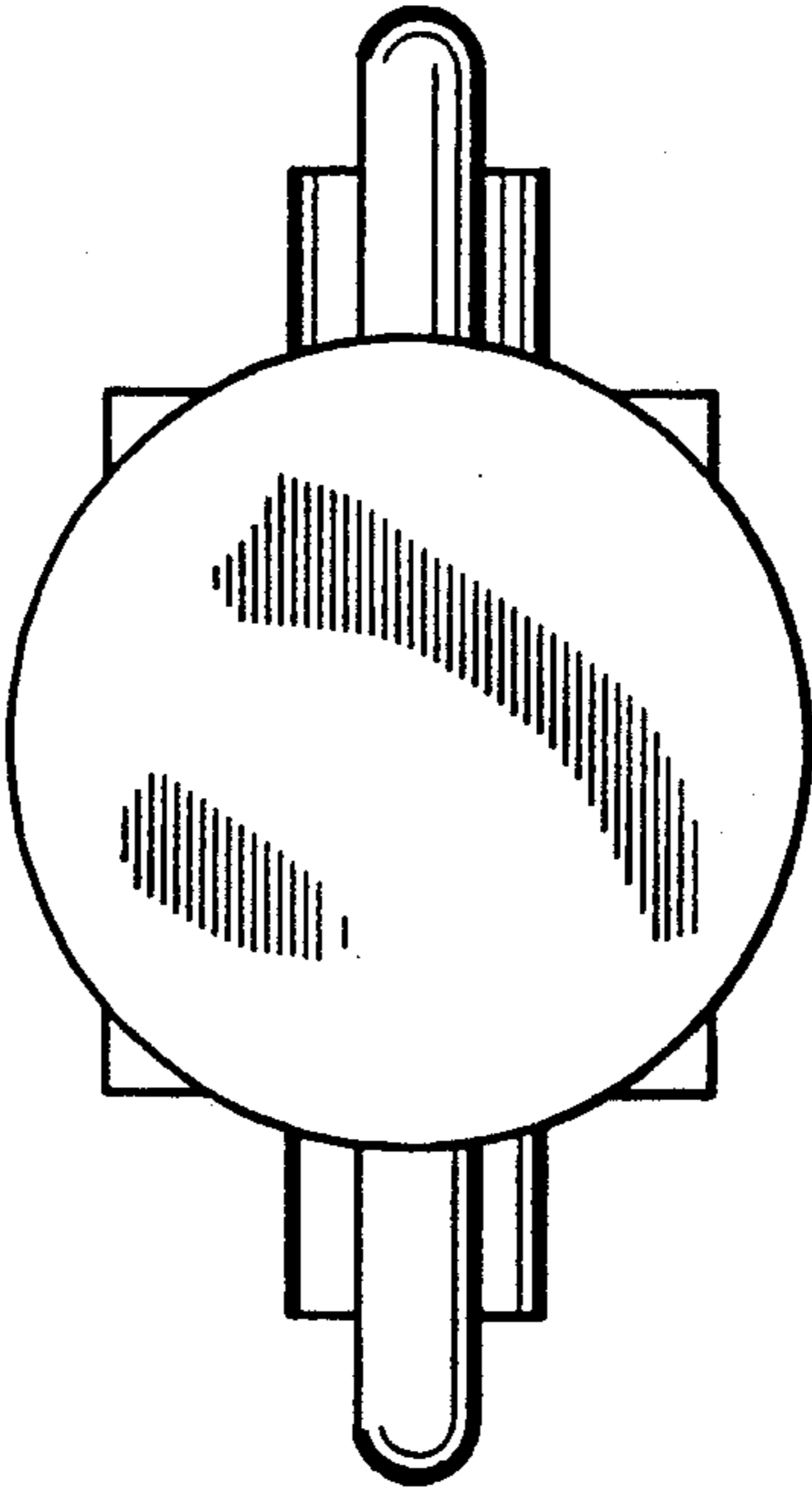


FIG. 5



FIG. 6

