



US00D335115S

United States Patent [19]
Suzuki

[11] **Patent Number: Des. 335,115**
[45] **Date of Patent: ** Apr. 27, 1993**

[54] **AUTOMOBILE TIRE**

[75] **Inventor: Toshiaki Suzuki, Hyogo, Japan**
[73] **Assignee: Sumitomo Rubber Industries, Ltd.,
Kobe, Japan**
[**] **Term: 14 Years**
[21] **Appl. No.: 699,225**
[22] **Filed: May 13, 1991**

[30] **Foreign Application Priority Data**

Nov. 22, 1990 [JP] Japan 2-39219
[52] **U.S. Cl. D12/147**
[58] **Field of Search D12/140-143,
D12/145-151; 152/209 R, 209 B, 209 D**

[56] **References Cited**

U.S. PATENT DOCUMENTS

D. 310,803 9/1990 Hasegawa D12/147
D. 313,781 1/1991 Kuroda D12/147

FOREIGN PATENT DOCUMENTS

61606 3/1988 Japan 152/209 R
78805 4/1988 Japan 152/209 D

OTHER PUBLICATIONS

1990 Tread Design Guide, p. 59, Remington XT120
"SR" 5 Rib tire, second tire in from top right side of
page.
"Goodyear Eagle GT+4 B-W-PWL-TL-P-SB-R-
P-55-60-65-70-PM-RD."
1990 Tread Design Guide, a Bennett Garfield Publica-
tion, p. 38.

Primary Examiner—James M. Gandy
Attorney, Agent, or Firm—Cushman, Darby & Cushman

[57] **CLAIM**

The ornamental design for an automobile tire, as shown
and described.

DESCRIPTION

FIG. 1 is a front perspective view of an automobile tire
showing my new design, it being understood that the
tread design is repeated uniformly throughout the cir-
cumference of the tire and the opposite side is the same
as that shown.

FIG. 2 is a front elevational view thereof;
FIG. 3 is a side elevational view thereof; and,
FIG. 4 is an enlarged fragmentary front elevational
view thereof.

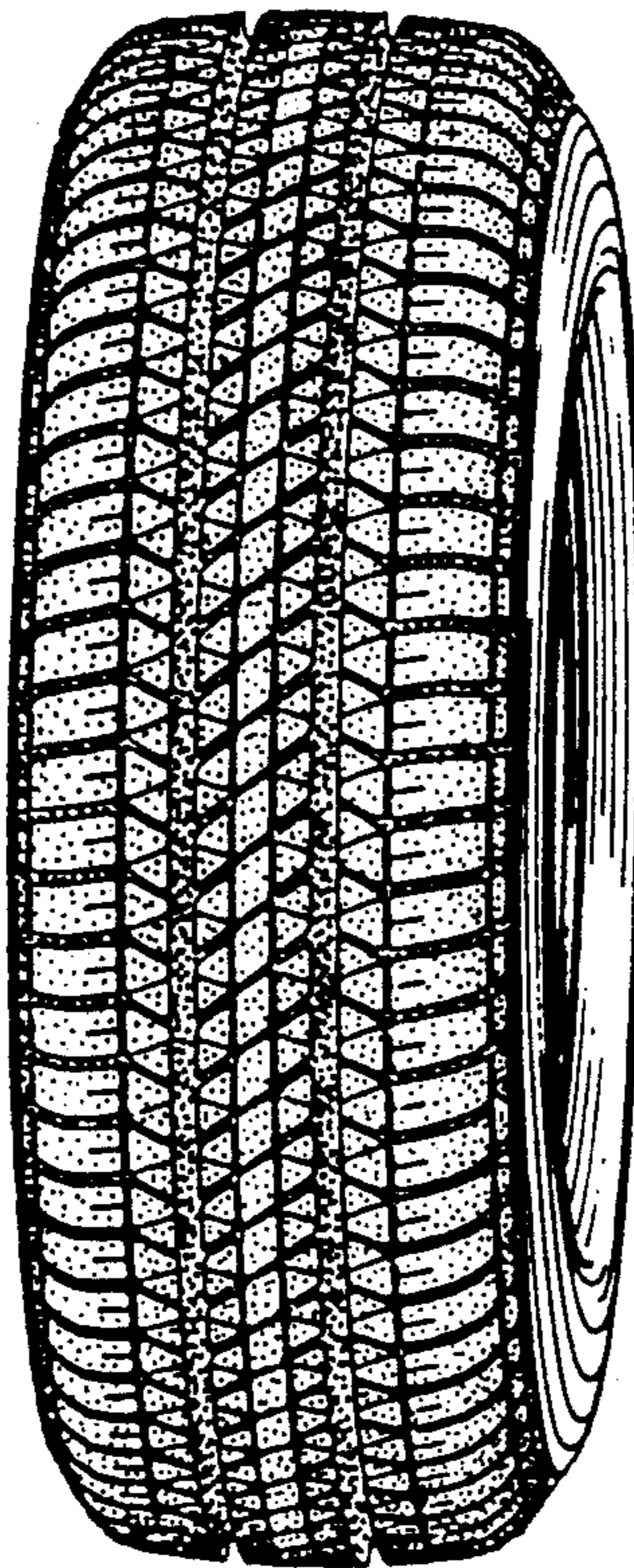


FIG. 1

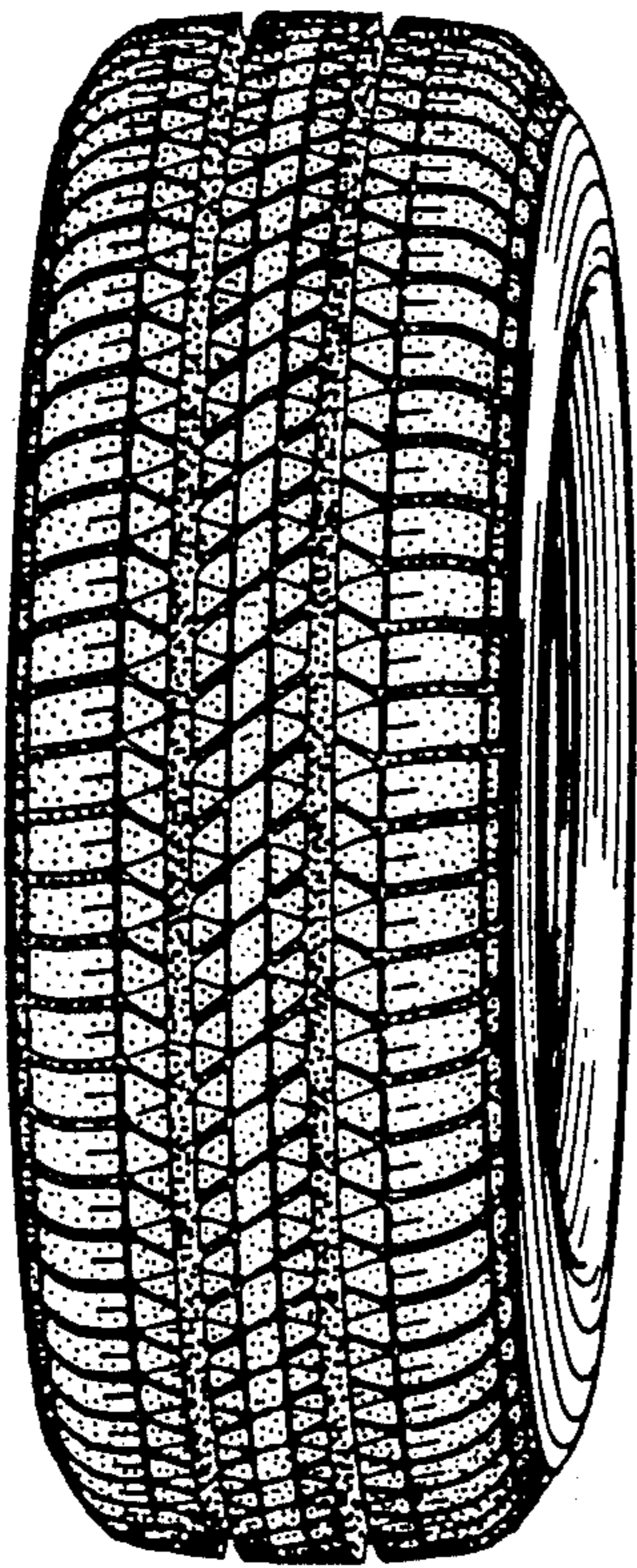


FIG. 2




FIG. 3

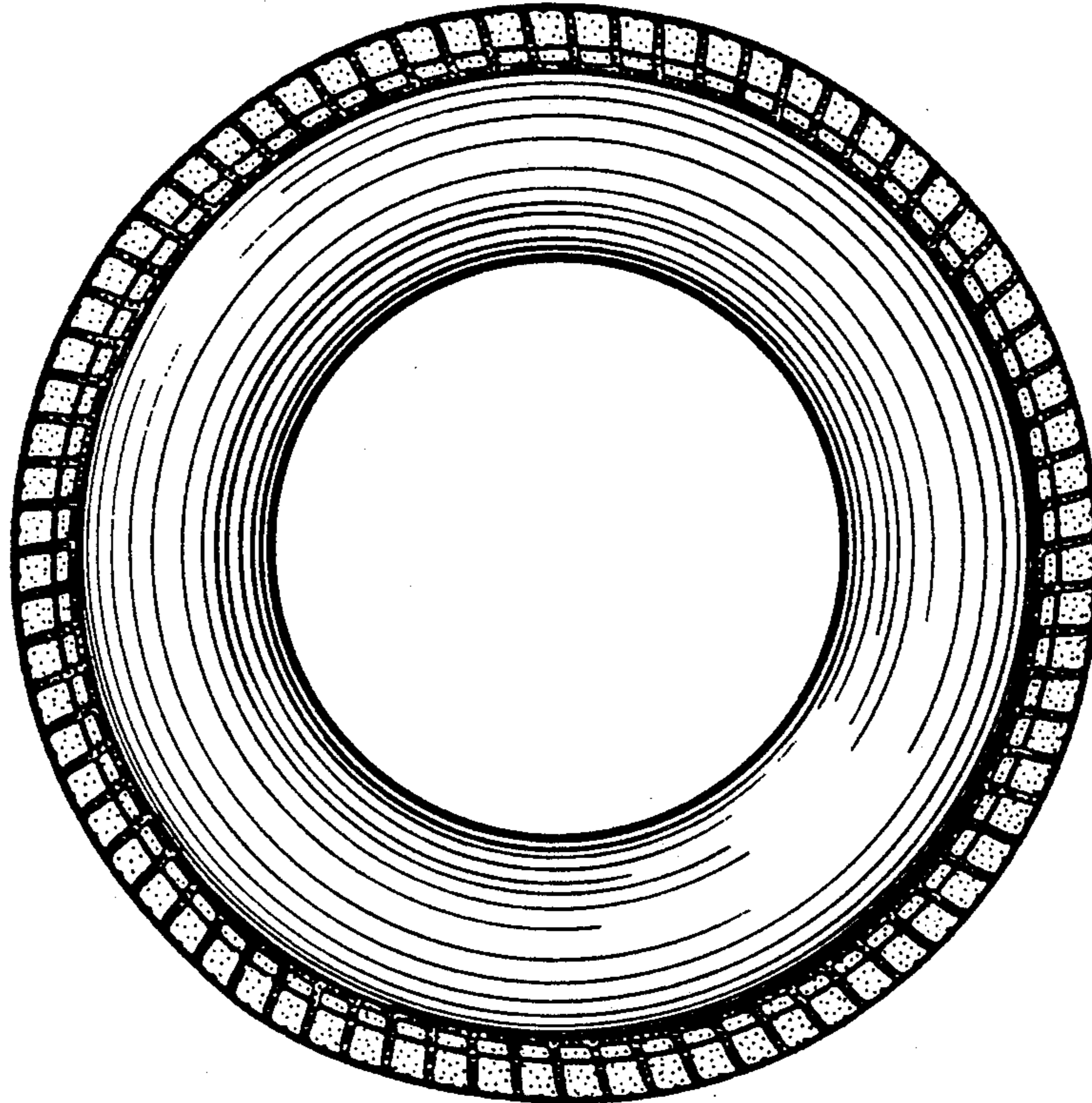


FIG. 4

