



US00D335081S

United States Patent [19]

[11] Patent Number: **Des. 335,081**

Pierantozzi et al.

[45] Date of Patent: **** Apr. 27, 1993**

[54] **PHARMACEUTICAL TABLET DISPENSER**

[75] Inventors: **James J. Pierantozzi, Blue Bell; William Walchek, Jr., Wayne, both of Pa.**

[73] Assignee: **American Home Products Corporation, New York, N.Y.**

[**] Term: **14 Years**

[21] Appl. No.: **738,931**

[22] Filed: **Jul. 30, 1991**

[52] U.S. Cl. **D9/341; D9/418**

[58] Field of Search **D9/341-346, D9/418, 415, 414, 424, 428; 206/531, 534, 828, 526, 538, 533, 461, 462, 469, 470, 471**

[56] **References Cited**

U.S. PATENT DOCUMENTS

D. 279,258	6/1985	Curtis	D9/341 X
D. 289,738	5/1987	McLaughlin et al.	D9/418
D. 305,506	1/1990	Sittig	D9/418
3,651,927	3/1972	Richardson et al.	206/534

4,270,659	6/1981	Kuchenbecker	206/470 X
4,915,256	4/1990	Tump	206/534 X
5,020,671	6/1991	Smith et al.	206/534

Primary Examiner—Bernard Ansher
Assistant Examiner—Deshmukh Prabhakar
Attorney, Agent, or Firm—Richard K. Jackson

[57] **CLAIM**

The ornamental design for a pharmaceutical tablet dispenser, as shown and described.

DESCRIPTION

FIG. 1 is a top plan view of a pharmaceutical tablet dispenser showing our new design; FIG. 2 is a front elevational view thereof; the rear elevational view being a mirror image thereof; FIG. 3 is a right side elevational view thereof; the left side elevational view being a mirror image thereof; and, FIG. 4 is top plan view of a second modified embodiment of FIG. 1.

The front, rear, left and right side elevational views of FIG. 4 embodiment are similar to as shown in FIGS. 2 and 3. The bottom is plain and unornamented.

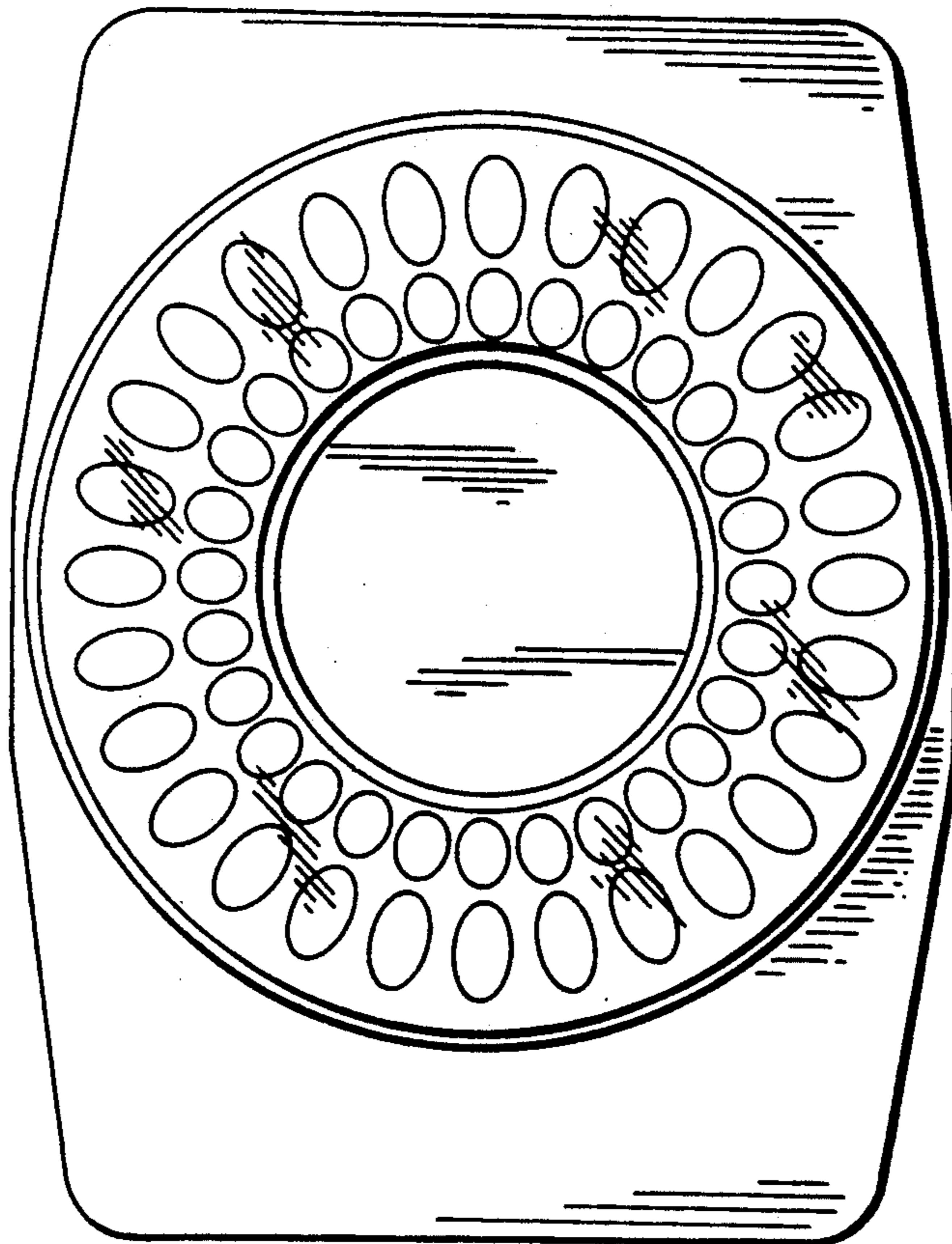


FIG. 1

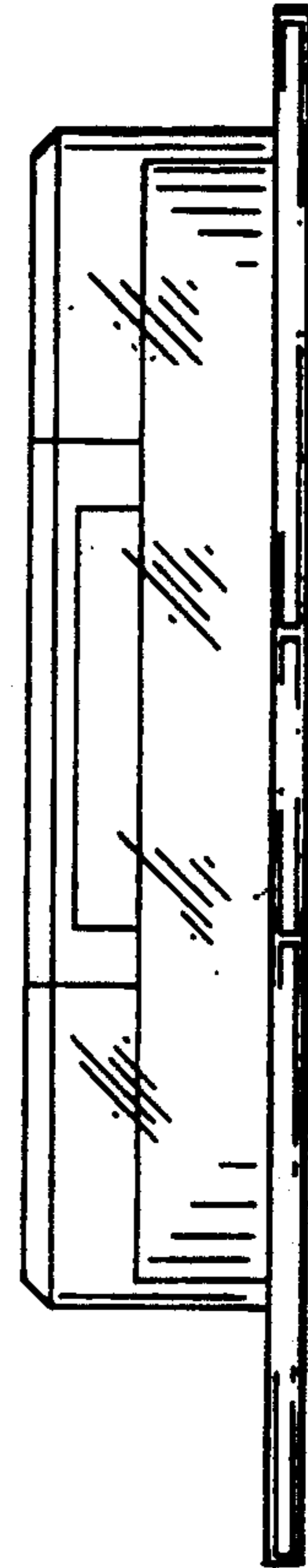
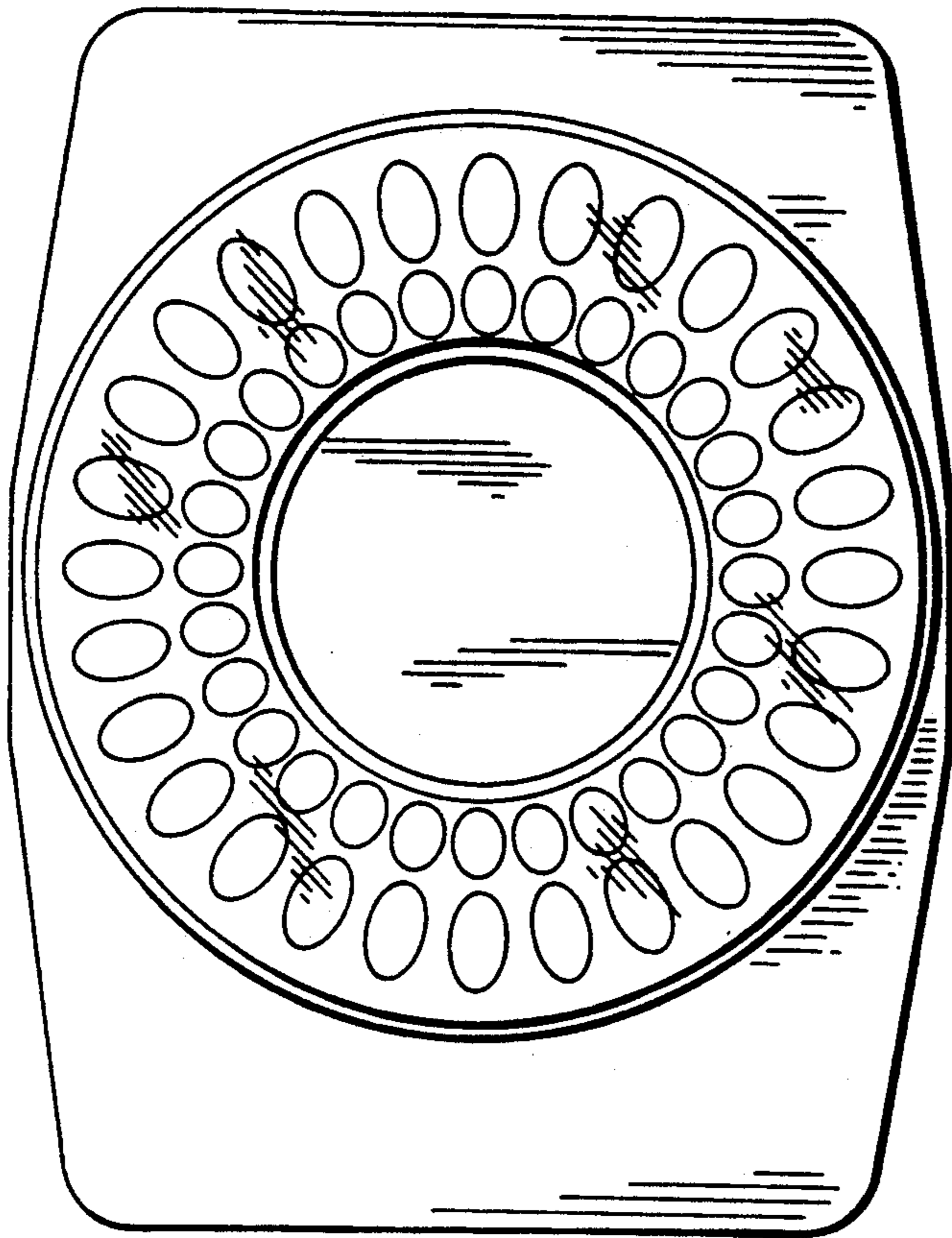
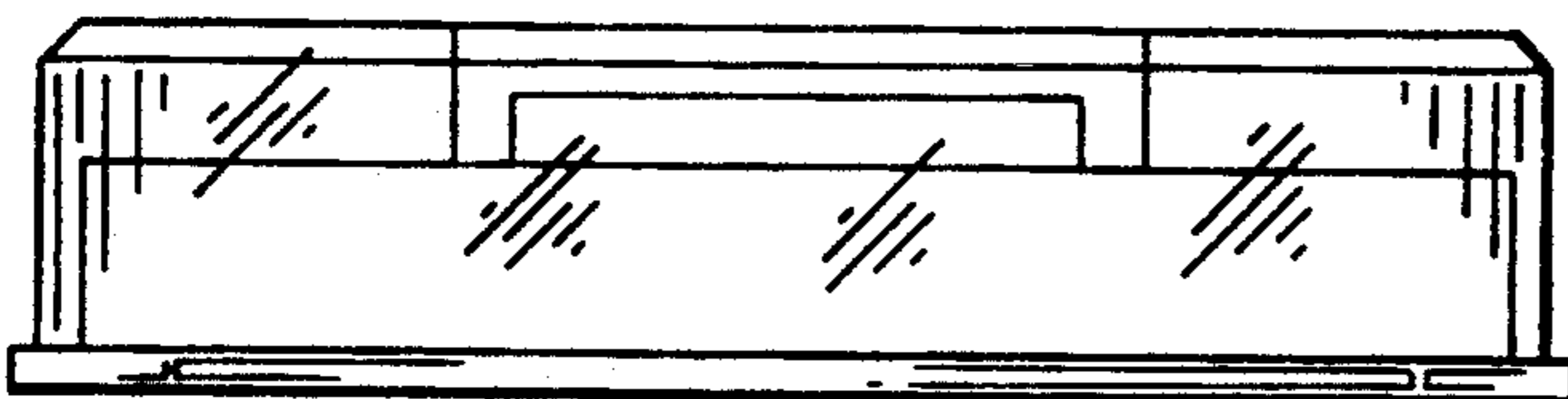


FIG. 3

FIG. 2



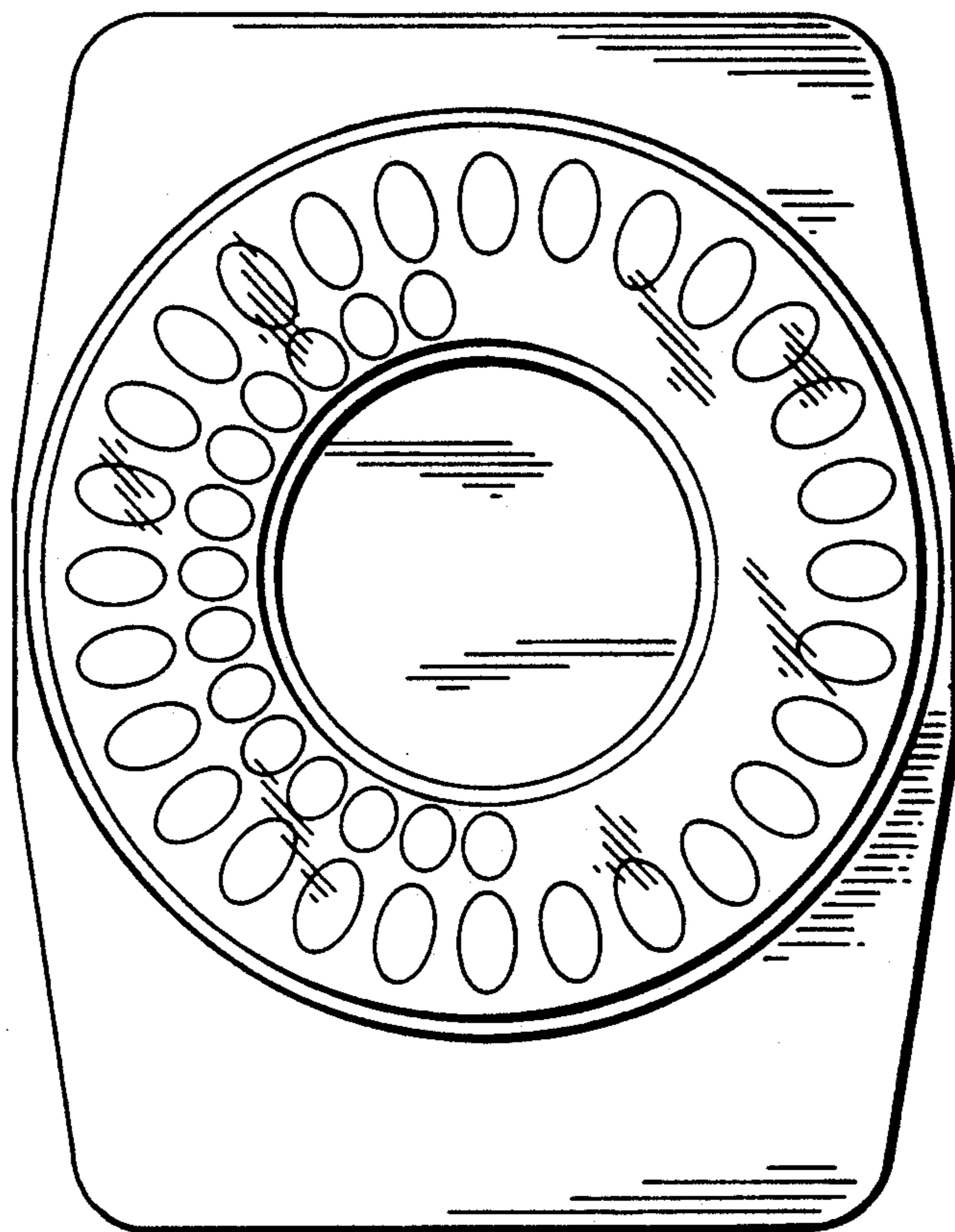


FIG. 4